


BURNIT


by **SUNSYSTEM**

FLOOR STANDING BUFFERS AND COMBINED TANKS

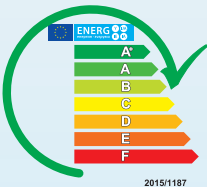




Accumulates the heat generated by boiler. Recommended for each space-heating system. Ensures optimum operating mode of biomass boiler, permitting its functioning at nominal power output even when the heating system does not need all heat energy produced thereby. Produced heat is accumulated and stored inside the buffer tank and can be used even when the boiler itself has cooled down.



Energy efficiency.
Directive 2010/30/EU,
Regulation 812/2013.



Capacity, Liters

300 - 3000

300 - 3000

300 - 3000

Class

C *

D *

E *

* The class depends of type of insulation.



Insulation	High efficiency insulation (DIN 4753-8): removable insulation of fleece, with thickness of 100 mm. Outer lining of PVC with RAL 9006 color.
Water tank	Water tank of low-carbon steel S235JR. Primer coated on the outside of the tank. Operating pressure: 3 bar Maximum temperature: 95°C
Inlets / Outlets	Connections for temperature sensor. All threads are internal. Inlet/Outlet arrangement on 180 angle degrees.
One or two heat-exchanger coils (models PR/ PR 2)	Enables the tank to utilize an external sources of renewable energy. Operating pressure: 16 bar Test pressure: 25 bar Maximum temperature: 110°C









Optional equipment	Kit for electric heating (Electric heating element and Thermostat with integrated thermal protection) with an optional power.
---------------------------	---



P - without coil







General parameters


	Model	Code					
			H/Hi mm	D/Di mm ∅		kg	kg,i
300	P 300	09060015201003	1410/1460	∅550/750	6-10	60	9.5
500	P 500	09060015201004	1610/1660	∅650/850	10-17	90	12.3
800	P 800	09060015201005	1860/1910	∅790/990	15-27	118	16.4
1000	P 1000	09060015201006	2040/2090	∅790/990	18-33	133	18
1500	P 1500	09060015201007	2150/2220	∅1000/1200	27-50	206	23.2
2000	P 2000	09060015201048	2132/2182	∅1200/1400	36-67	273	26.5
2500	P 2500	09060015201049	2482/2532	∅1250/1450	46-84	305	30
3000	P 3000	09060015201010	2246/2296	∅1400/1600	55-100	402	35
5000	P 5000	09060015201012	2940/2990	∅1600/1800	91-167	585	40



PR - with one coil







General parameters

	Model	Code					
			H/Hi mm	D/Di mm ∅		kg	kg,i
300	PR 300	09060015202003	1410/1460	∅550/750	6-10	78	9.5
500	PR 500	09060015202004	1610/1660	∅650/850	10-17	104	12.3
800	PR 800	09060015202005	1860/1910	∅790/990	15-27	152	16.4
1000	PR 1000	09060015202006	2040/2090	∅790/990	18-33	180	18
1500	PR 1500	09060015202007	2150/2220	∅1000/1200	27-50	272	23.2
2000	PR 2000	09060015202048	2132/2182	∅1200/1400	36-67	330	26.5
2500	PR 2500	09060015202049	2482/2532	∅1250/1450	46-84	362	30
3000	PR 3000	09060015202010	2246/2296	∅1400/1600	55-100	476	35



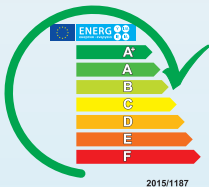
PR2 - with two coils

General parameters

	Model	Code					
			H/Hi mm	D/Di mm ∅		kg	kg,i
300	PR2 300	09060015203003	1410/1460	∅550/750	6-10	83	9.5
500	PR2 500	09060015203004	1610/1660	∅650/850	10-17	118	12.3
800	PR2 800	09060015203005	1860/1910	∅790/990	15-27	189	16.4
1000	PR2 1000	09060015203006	2040/2090	∅790/990	18-33	203	18
1500	PR2 1500	09060015203007	2150/2220	∅1000/1200	27-50	306	23.2
2000	PR2 2000	09060015203048	2132/2182	∅1200/1400	36-67	366	26.5
2500	PR2 2500	09060015203049	2482/2532	∅1250/1450	46-84	400	30
3000	PR2 3000	09060015203010	2246/2296	∅1400/1600	55-100	520	35



Buffer tank with compact size and volume. Accumulates the heat generated by boiler. Recommended for each space-heating system. Ensures optimum operating mode of biomass boiler, permitting its functioning at nominal power output even when the heating system does not need all heat energy produced thereby. Produced heat is accumulated and stored inside the buffer tank and can be used even when the boiler itself has cooled down.



Energy efficiency.
Directive 2010/30/EU,
Regulation 812/2013.

Capacity, Liters

Class

150 - 200


C






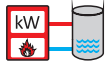

Insulation	High efficiency insulation (DIN 4753-8); rigid PU, thickness 50 mm. Outer lining of PVC with RAL 9006 color.
Water tank	Water tank of low-carbon steel S235JR. Operating pressure: 3 bar Maximum temperature: 95°C
Inlets / Outlets	Connections for temperature sensor. All threads are internal. Inlet/Outlet arrangement on 100 angle degrees.
One or two heat-exchanger coils (models PS1/ PS2)	Enables the tank to utilize an external sources of renewable energy. Operating pressure: 16 bar Test pressure: 25 bar Maximum temperature: 110°C



Optional equipment	Kit for electric heating (Electric heating element and Thermostat with integrated thermal protection) with an optional power.
---------------------------	---




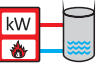



PS - without coil
General parameters

	Model	Code		D/Di mm 		
150	PS 150	01060016201001	1310	ø400/500	6-10	38
200	PS 200	01060016201002	1710	ø400/500	6-10	47




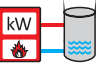



PS1 - with one coil
General parameters

	Model	Code		D/Di mm 		
150	PS1 150	01060016202001	1310	ø400/500	6-10	56
200	PS1 200	01060016202002	1710	ø400/500	6-10	74

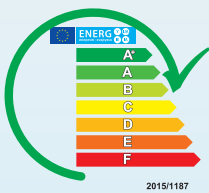


PS2 - with two coils
General parameters

	Model	Code		D/Di mm 		
150	PS2 150	01060016203001	1310	ø400/500	6-10	69
200	PS2 200	01060016203002	1710	ø400/500	6-10	91



Accumulates the heat generated by boiler. Recommended for each space-heating system. Ensures optimum operating mode of biomass boiler, permitting its functioning at nominal power output even when the heating system does not need all heat energy produced thereby. Produced heat is accumulated and stored inside the buffer tank and can be used even when the boiler itself has cooled down.



Energy efficiency.
Directive 2010/30/EU,
Regulation 812/2013.

Capacity, Liters	Class
300 - 5000	C *
300 - 5000	D *
300 - 5000	E *

*The class depends of type of insulation.



Insulation	High efficiency insulation (DIN 4753-8): removable insulation of fleece, with thickness of 100 mm. or removable insulation of rigid PU, with thickness of 100 mm. Outer lining of PVC with RAL 9006 color.
Water tank	Water tank of low-carbon steel S235JR. Primer coated on the outside of the tank. Operating pressure: 3 bar Maximum temperature: 95°C
Inlets / Outlets	Up to 5 pcs. Rp½" sensor sleeves. Up to 13 pcs. Rp1" or Rp1½" inlet/outlet sleeves - connections to heating boilers, indirect heating of domestic hot water (DHW) and solar system. All threads are internal. Inlet/Outlet arrangement on 90 angle degrees for easy and convenient installation. Possible installation in the corner of boiler room.
One or two heat-exchanger coils (models PBM R/H* PBM R2 /H*)	Enables the tank to utilize an external sources of renewable energy. Operating pressure: 16 bar Test pressure: 25 bar Maximum temperature: 110°C







Optional equipment	Kit for electric heating (Electric heating element and Thermostat with integrated thermal protection) with an optional power.
---------------------------	---



PBM - without coil Vertical models. Insulation: fleece.





General parameters


	Model	Code	H/Hi mm	D/Di mm ∅			
300	PBM 300 FL	09060015202723	1410/1460	∅550/750	6-10	60	10
500	PBM 500 FL	09060015202724	1700/1750	∅650/850	10-17	81	12
800	PBM 800 FL	09060015202725	1838/1888	∅790/990	15-27	108	17
1000	PBM 1000 FL	09060015202726	2039/2089	∅790/990	18-33	126	18
1500	PBM 1500 FL	09060015202727	2140/2290	∅1000/1200	27-50	205	23
2000	PBM 2000 FL	09060015202728	2131/2181	∅1200/1400	36-67	254	27
3000	PBM 3000 FL	09060015202730	2713/2763	∅1250/1450	46-84	337	35
4000	PBM 4000 FL	09060015202731	2746/2796	∅1400/1600	73-133	474	40
5000	PBM 5000 FL	09060015202732	2841/2891	∅1600/1800	82-151	571	42



PBM R - with one coil Vertical models. Insulation: fleece.





General parameters

	Model	Code	H/Hi mm	D/Di mm ∅			
300	PBM-R 300 FL	09060015202723	1410/1460	∅550/750	6-10	75	10
500	PBM-R 500 FL	09060015202724	1700/1750	∅650/850	10-17	106	12
800	PBM-R 800 FL	09060015202725	1838/1888	∅790/990	15-27	144	17
1000	PBM-R 1000 FL	09060015202726	2039/2089	∅790/990	18-33	164	18
1500	PBM-R 1500 FL	09060015202727	2140/2290	∅1000/1200	27-50	257	23
2000	PBM-R 2000 FL	09060015202728	2131/2181	∅1200/1400	36-67	329	27
3000	PBM-R 3000 FL	09060015202730	2713/2763	∅1250/1450	46-84	406	35
4000	PBM-R 4000 FL	09060015202731	2746/2796	∅1400/1600	73-133	555	40
5000	PBM-R 5000 FL	09060015202732	2841/2891	∅1600/1800	82-151	665	42



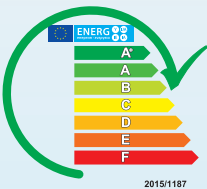
PBM R2 - with two coils Vertical models. Insulation: fleece.

General parameters

	Model	Code	H/Hi mm	D/Di mm ∅			
300	PBM-R2 300 FL	09060015203723	1410/1460	∅550/750	6-10	82	10
500	PBM-R2 500 FL	09060015203724	1700/1750	∅650/850	10-17	124	12
800	PBM-R2 800 FL	09060015203725	1838/1888	∅790/990	15-27	171	17
1000	PBM-R2 1000 FL	09060015203726	2039/2089	∅790/990	18-33	191	18
1500	PBM-R2 1500 FL	09060015203727	2140/2290	∅1000/1200	27-50	287	23
2000	PBM-R2 2000 FL	09060015203728	2131/2181	∅1200/1400	36-67	360	27
3000	PBM-R2 3000 FL	09060015203730	2713/2763	∅1250/1450	46-84	453	35
4000	PBM-R2 4000 FL	09060015203731	2746/2796	∅1400/1600	73-133	609	40
5000	PBM-R2 5000 FL	09060015203732	2841/2891	∅1600/1800	82-151	729	42



Accumulates the heat generated by boiler.
Recommended for each space-heating system.
Ensures optimum operating mode of biomass boiler, permitting its functioning at nominal power output even when the heating system does not need all heat energy produced thereby. Produced heat is accumulated and stored inside the buffer tank and can be used even when the boiler itself has cooled down. Buffer tank design allows heat distribution of layers through integrated dividing plate and distribution plate (water stratification unit).



Energy efficiency.
Directive 2010/30/EU,
Regulation 812/2013.

Capacity, Liters	Class
300 - 5000	C *
300 - 5000	D *
300 - 5000	E *

*The class depends of type of insulation.



Insulation	High efficiency insulation (DIN 4753-8): removable insulation of fleece, with thickness of 100 mm. or removable insulation of rigid PU, with thickness of 100 mm. Outer lining of PVC with RAL 9006 color.
Water tank	Water tank of low-carbon steel S235JR. Primer coated on the outside of the tank. Dividing plate (Separator). Distribution plate (water stratification unit). Operating pressure: 3 bar Maximum temperature: 95°C
Inlets / Outlets	Up to 5 pcs. Rp½" sensor sleeves. Up to 13 pcs. Rp1" or Rp1½" inlet/outlet sleeves -connections to heating boilers, indirect heating of domestic hot water (DHW) and solar system. All threads are internal. Inlet/Outlet arrangement on 90 angle degrees for easy and convenient installation. Possible installation in the corner of boiler room.
One or two heat-exchanger coils (models SPBM R/H* SPBM R2 /H*)	Enables the tank to utilize an external sources of renewable energy. Operating pressure: 16 bar Test pressure: 25 bar Maximum temperature: 110°C







Optional equipment	Kit for electric heating (Electric heating element and Thermostat with integrated thermal protection) with an optional power.
---------------------------	---



SPBM - without coil

Vertical models. Insulation: fleece.

General parameters





	Model	Code	H/Hi mm	D/Di mm ∅				kg	kg,i
300	SPBM 300 FL	09060015201733	1410/1460	∅550/750	6-10	✓	✓	60	10
500	SPBM 500 FL	09060015201734	1700/1750	∅650/850	10-17	✓	✓	81	12
800	SPBM 800 FL	09060015201735	1838/1888	∅790/990	15-27	✓	✓	108	17
1000	SPBM 1000 FL	09060015201736	2039/2089	∅790/990	18-33	✓	✓	126	18
1500	SPBM 1500 FL	09060015201737	2140/2290	∅1000/1200	27-50	✓	✓	205	23
2000	SPBM 2000 FL	09060015201738	2131/2181	∅1200/1400	36-67	✓	✓	254	27



SPBM R - with one coil

Vertical models. Insulation: fleece.

General parameters





	Model	Code	H/Hi mm	D/Di mm ∅				kg	kg,i
300	SPBM-R 300 FL	09060015202733	1410/1460	∅550/750	6-10	✓	✓	75	10
500	SPBM-R 500 FL	09060015202734	1700/1750	∅650/850	10-17	✓	✓	106	12
800	SPBM-R 800 FL	09060015202735	1838/1888	∅790/990	15-27	✓	✓	144	17
1000	SPBM-R 1000 FL	09060015202736	2039/2089	∅790/990	18-33	✓	✓	164	18
1500	SPBM-R 1500 FL	09060015202737	2140/2290	∅1000/1200	27-50	✓	✓	257	23
2000	SPBM-R 2000 FL	09060015202738	2131/2181	∅1200/1400	36-67	✓	✓	329	27



SPBM R2 - with two coils

Vertical models. Insulation: fleece.

General parameters

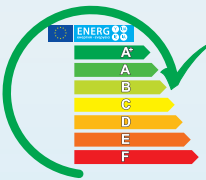
	Model	Code	H/Hi mm	D/Di mm ∅				kg	kg,i
300	SPBM-R2 300 FL	09060015203733	1410/1460	∅550/750	6-10	✓	✓	82	10
500	SPBM-R2 500 FL	09060015203734	1700/1750	∅650/850	10-17	✓	✓	124	12
800	SPBM-R2 800 FL	09060015203735	1838/1888	∅790/990	15-27	✓	✓	171	17
1000	SPBM-R2 1000 FL	09060015203736	2039/2089	∅790/990	18-33	✓	✓	191	18
1500	SPBM-R2 1500 FL	09060015203737	2140/2290	∅1000/1200	27-50	✓	✓	287	23
2000	SPBM-R2 2000 FL	09060015203738	2131/2181	∅1200/1400	36-67	✓	✓	360	27



To produce and accumulate domestic hot water (DHW) and hot water for space-heating system.

Tank-in-Tank construction.

DHW tank protected with titanium enamel and anode and Buffer tank powering space-heating system. Allows utilization of up to three external heat sources and an optional electric heating element.



Energy efficiency.
Directive 2010/30/EU,
Regulation 812/2013.

Capacity, Liters	Class
600 - 1500	C *
600 - 1500	D *
600 - 1500	E *


* The class depends of type of insulation.



Insulation	High efficiency insulation (DIN 4753-8); removable insulation of fleece, with thickness of 100 mm. Outer lining of PVC with RAL 9006 color.
Water tank - buffer tank	Water tank of low-carbon steel S235JR. Primer coated on the outside of the tank. Operating pressure: 3 bar Maximum temperature: 95°C
Water tank - domestic hot water (DHW)	Water tank of low-carbon steel S235JR. Complex corrosion protection realized by means of titanium enamel (DIN 4753-3) and two magnesium anodes (DIN 4753-6). The flange ø280 and all connections are located on the top of water tank. Operating pressure: 10 bar Maximum temperature: 95°C
Inlets / Outlets	Connections for temperature sensor. All threads are internal. Inlet/Outlet arrangement on 180 angle degrees.
One or two heat-exchanger coils (models KSC1/ KSC2)	Enables the tank to utilize an external sources of renewable energy. Operating pressure: 16 bar Test pressure: 25 bar Maximum temperature: 110°C









Optional equipment	Kit for electric heating (Electric heating element and Thermostat with integrated thermal protection) with an optional power.
---------------------------	---



KSC - without coil Vertical models.







General parameters


	Model	Code		H/Hi mm	D/Di mm ∅				
600	KSC 600/150	09040111201023	150/450	1830/1880	∅650/850	10-17		154	12.3
800	KSC 800/200	09040111201025	200/600	1860/1910	∅790/990	15-27		178	16.4
1000	KSC 1000/220	09040111201027	220/780	2040/2090	∅790/990	18-33		199	18
1500	KSC 1500/300	09040111201029	300/1200	2170/2220	∅1000/1200	27-50		386	23.2



KSC1 - with one coil Vertical models.







General parameters

	Model	Code		H/Hi mm	D/Di mm ∅				
600	KSC1 600/150	09040111202023	150/450	1830/1880	∅650/850	10-17		184	12.3
800	KSC1 800/200	09040111202025	200/600	1860/1910	∅790/990	15-27		213	16.4
1000	KSC1 1000/220	09040111202027	220/780	2040/2090	∅790/990	18-33		241	18
1500	KSC1 1500/300	09040111202029	300/1200	2170/2220	∅1000/1200	27-50		428	23.2



KSC2 - with two coils Vertical models.

General parameters

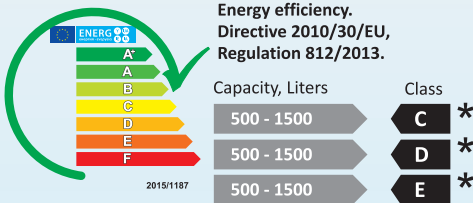
	Model	Code		H/Hi mm	D/Di mm ∅				
600	KSC2 600/150	09040111203023	150/450	1830/1880	∅650/850	10-17		195	12.3
800	KSC2 800/200	09040111203025	200/600	1860/1910	∅790/990	15-27		237	16.4
1000	KSC2 1000/220	09040111203027	220/780	2040/2090	∅790/990	18-33		267	18
1500	KSC2 1500/300	09040111203029	300/1200	2170/2220	∅1000/1200	27-50		460	23.2



To produce and accumulate **sanitary** hot water and hot water for space-heating system.

Coil-in-Tank construction.

Flexible stainless-steel coil (tube) for sanitary hot water and buffer tank powering space-heating system. Sanitary water heats up instantaneously as it flows through the large surface stainless coil. Thus water is delivered hot while still fresh and clean of depositions. Allows utilization of up to three external heat sources and an optional electric heating element.




* The class depends of type of insulation.



Insulation	High efficiency insulation (DIN 4753-8): removable insulation of fleece, with thickness of 100 mm. Outer lining of PVC with RAL 9006 color.
Water tank - buffer tank	Water tank of low-carbon steel S235JR. Primer coated on the outside of the tank. Water stratification unit. Operating pressure: 3 bar. Maximum temperature: 95°C
DHW coil (tube) for sanitary domestic hot water	Made of sanitary grade stainless steel. Corrugated surface of DHW tube increases the heat transfer. Heats up instantaneously. Operating pressure: 6 bar. Maximum temperature: 95°C
Inlets/ Outlets	Connections for temperature sensor. Inlet/Outlet arrangement on 90 angle degrees for easy and convenient installation. Possible installation in the corner of boiler room.
One or two heat-exchanger coils (models HYG BR/HYG BR2)	Enables the tank to utilize an external sources of renewable energy. Operating pressure: 16 bar. Test pressure: 25 bar. Maximum temperature: 110°C








Optional equipment	Kit for electric heating (Electric heating element and Thermostat with integrated thermal protection) with an optional power.
---------------------------	---



HYG B - without coil. Vertical models.






General parameters


	Model	Code		H/Hi mm	D/Di mm ∅			
500	HYG B 500	09040010201803	22/478	1700/1750	∅650/850	44	119	12.3
800	HYG B 800	09040010201804	25/775	1840/1890	∅790/990	75	155	16.4
1000	HYG B 1000	09040010201805	25/975	2040/2090	∅790/990	75	164	18
1500	HYG B 1500	09040010201806	40/1460	2170/2220	∅1000/1200	114	266	23.2



HYG BR - with one coil. Vertical models.






General parameters

	Model	Code		H/Hi mm	D/Di mm ∅			
500	HYG BR 500	09040010202803	22/478	1700/1750	∅650/850	44	119	12.3
800	HYG BR 800	09040010202804	25/775	1840/1890	∅790/990	75	155	16.4
1000	HYG BR 1000	09040010202805	25/975	2040/2090	∅790/990	75	164	18
1500	HYG BR 1500	09040010202806	40/1460	2170/2220	∅1000/1200	114	266	23.2



HYG BR2 - with two coils. Vertical models.

General parameters

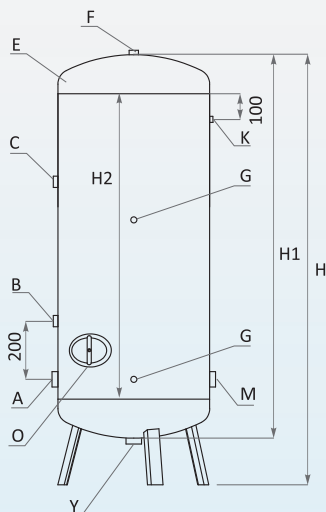
	Model	Code		H/Hi mm	D/Di mm ∅			
500	HYG BR2 500	09040010203803	22/478	1700/1750	∅650/850	44	164	12.3
800	HYG BR2 800	09040010203804	25/775	1840/1890	∅790/990	75	213	16.4
1000	HYG BR2 1000	09040010203805	25/975	2040/2090	∅790/990	75	230	18
1500	HYG BR2 1500	09040010203806	40/1460	2170/2220	∅1000/1200	114	352	23.2



Both sides galvanized storage water tanks. Designed to store the potable water from different sources as: water supply network, well, borehole and others. Long service life of water tank. Hot-dip galvanizing is the most widespread and reliable corrosion protection technology.



<p>Water tank</p>	<p>High-quality workmanship. Water tank of low-carbon steel S235JR Manufactured in accordance with Directive 2014/68/EU, AD-2000 - DIN4810. The physicomechanical characteristics of the zinc coating conform to EN ISO 1461. Protective zinc coating by hot-dip galvanizing on both sides of the water tank. Convenient inspection opening 100x150. Operating pressure: 6 bar. Test pressure: 9 bar Maximum temperature: 50°C</p>
<p>Hot-dip galvanizing Technology</p>	<p>Long service life - Depending on environment and coating thickness, hot-dip galvanized products have a maintenance-free life of 20 to 80 years. Easy maintenance after this period. Hot-dip galvanizing is a total immersion process, meaning the steel is fully submerged into cleaning solutions and the molten zinc coating all interior and exterior surfaces. Low operating costs. Hot-dip galvanizing provides uniform and strength coating - zinc molecules interact with steel molecules in a way that stick together. The result is higher durability against mechanical damage during use, storage and transportation.</p>



ZNC - without coil
Vertical models

ZNC 150-750

General parameters

	Model	Code	H mm	H1/H2 mm	D mm	
150	ZNC 150	01031100401011	1275	1055/790	ø450	42
300	ZNC 300	01031100401014	1625	1405/1100	ø550	64
500	ZNC 500	01031100401016	1875	1655/1310	ø650	100
750	ZNC 750	01031100401017	1885	1655/1250	ø800	143

Inlets / Outlets

	A	B	C	E	F	K	M	G	O	Y
500	Rp 2"	Rp 2"	Rp 1 1/4"	DIN 28011	Rp 1"	Rp 1/2"	Rp 2"	Rp 1/2"	100x150	Rp 2"
800	Rp 2"	Rp 2"	Rp 1 1/4"	DIN 28011	Rp 1"	Rp 1/2"	Rp 2"	Rp 1/2"	100x150	Rp 2"
1000	Rp 2"	Rp 2"	Rp 1 1/4"	DIN 28011	Rp 1"	Rp 1/2"	Rp 2"	Rp 1/2"	100x150	Rp 2"
1500	Rp 2"	Rp 2"	Rp 1 1/4"	DIN 28011	Rp 1"	Rp 1/2"	Rp 2"	Rp 1/2"	100x150	Rp 2"

General parameters

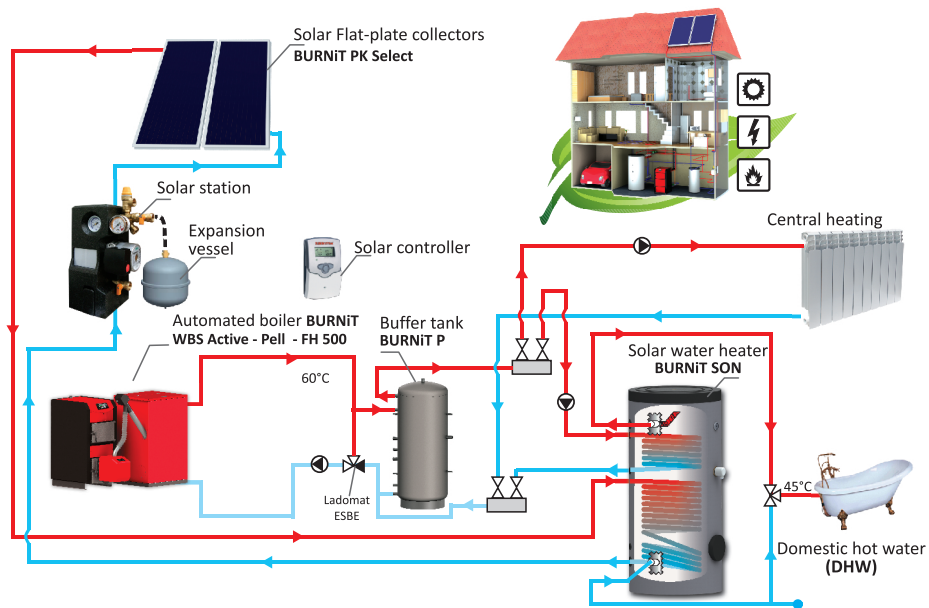
- L** Capacity
- H, mm** Overall Height
- H1/ H2, mm** Height of water tank/
Height of mantle
- øD, mm** Diameter
- kg** Weight

Inlets / Outlets

- A** Connection for building water installation or water supply
- B** Connection for air vent equipment
- C** Connection for air supply
- E** Base (upper /lower bottom), DIN 28011
- F** Backup connection
- K** Connection for pressure regulator
- M** Connection for pump
- G** Connection for sensor water level
- O** Inspection opening
- Y** Connection for drain (building water installation) or water supply

BURNIT

by **SUNSYSTEM**



NES Ltd

tel.: +359 2 90 39 780, e-mail: sales@burnit.bg

www.burnit.bg