

Pricelist

April 2021

32

Important indications ceramics

1. Additions / New series and models

Series	Remark	Availability
Cape Cod	Furniture washbasin # 233970	available
D-Neo	New series	available
	Bidet floor standing # 229510	end of April
	Toilet close-coupled # 200209	end of April
	Toilet floor standing # 200309	end of April
	Cistern # 094400, 094410	end of April
	Toilet wall mounted # 258709	end of April
	Toilet set wall mounted # 458709	end of April
	Handrinse basin # 073940	end of May
DuraSquare	Washbasin, furniture washbasin # 235650	available
ME by Starck	Toilet wall mounted HygieneFlush # 257909	available
	Toilet set wall mounted # 457909	available
	Washbasin, furniture washbasin # 233653	available
Viu	Urinal # 281630, 281632	available
Vero Air	Washbasin, furniture washbasin # 236860	available
White Tulip	New series	available
	Urinal # 281730	end of August

2. Discontinued items

Series and models

Series	Remark	Availability
Architec	# 076465, 076565	
	WonderGliss for all models	from stock
Darling New	# 262160, 085825, 085826, 049747, # 049910, 049983, 049963, 049953, # 225010	from stock
D-Code	# 214209	from stock
Duraplus	# 047262, 047256, 2532104700	from stock
DuraStyle	# 037243, 228515	from stock
Happy D. 2	# 231680	
	Various models without tap hole	from stock
ME by Starck	Urinal # 281430 models with WonderGliss	from stock
P3 Comforts	Complete series	from stock
Starck 1	# 027410, 872700, 8727100085	from stock
Starck 2	# 232748, 227115, 227210, 225510, # 213351	from stock
Starck 3	# 030970, 030960, 030348, 086518, # 0750450010, 224560, 216501, # 214109, 214159, 212551, 082235	from stock
	all models with 1 hole punched for soap dispenser	from stock
Urinals	# 084837, # 085035, 085135 models with WonderGliss	from stock
Vero	# 223915, 221709, 280032, 280132, # 006769, 006151, 002219	from stock

All models with 3 tap holes

All f-bonded models

3. WonderGliss

Sanitary ceramics with the special WonderGliss surface finish will remain clean and attractive-looking for a long time to come. Thanks to the coating which is fired into the ceramics, water immediately contracts into drops and drips off, taking any other residuals substances (like e.g. lime) along. The result: less polluting deposits, less cleaning work - more fun in the bathroom! For more information please refer to www.duravit.com.



WonderGliss

+ EUR 82 per piece

Simply add a '1' to the model-no.

4. HygieneGlaze

A high level of hygiene is required in the bathroom. Unwanted, sometimes even harmful bacteria and germs can collect in toilets in particular. Duravit has taken this issue on board and developed the innovative ceramic HygieneGlaze glaze, which defines a new standard of hygiene for toilets and urinals. The new development is not merely a surface coating but an antibacterial ceramic glaze that provides almost indefinite effectiveness. HygieneGlaze is integrated into the ceramic glaze during firing. Toilets and urinals that are available with HygieneGlaze are indicated accordingly. Please note that, due to the differing surface properties WonderGliss and HygieneGlaze cannot be combined.

5. Special indications

Ceramic

When ordering please make sure that you use the correct model numbers:

2 3 3 5 5 5 3 2 0 0

2 3 3 5 5 5 3 2 0 0 1

When ordering items with WonderGliss-coating please add a „1“ as 11th digit.

Model Colour WonderGliss

6. CAD drawings

CAD data of Duravit sanitary ware can be downloaded from our internet website www.duravit.com or pro.duravit.com (DXF, DWG, IGS, STP, Revit).

7. Guarantee

Duravit AG grants a guarantee period of 5 years for all ceramic sanitary ware, furniture, faucets and acrylic ware. Duravit AG grants a guarantee period of 2 years for all whirlsystems, electronic toilet seats, installation elements and accessories, providing that the installation is carried out by a certified plumber or electrician.

8. Cutout templates

Necessary cutout templates are enclosed to the products. DXF-data are available on pro.duravit.com.

9. Tolerances

All drawings are showing the necessary dimensions in mm with standard tolerances. They are without obligation as proper dimensions can be taken from finished products only.

10. Dimensioning/Weights

The indicated dimensions in mm always refer to width x depth. Mentioned weights are net.

11. Limitation

See our General Terms of Sale page 1059. Also toilet seats, covers and faucets apply to 5 years (exception for SensoWash).

Important indications ceramics

12. Symbols

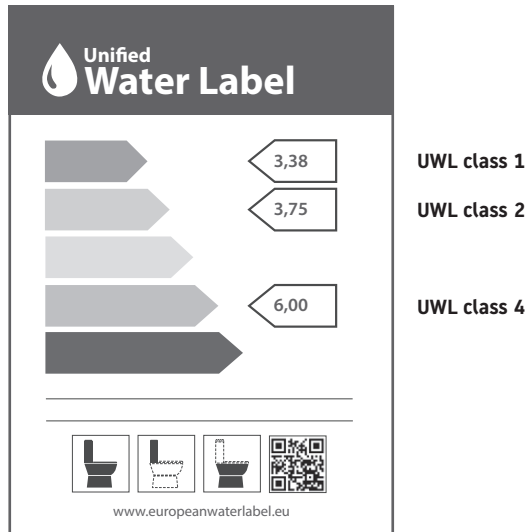
- ♻️ 6,0 l water saving 6-liter flush
- ♻️ 5,0 l water saving 5-liter flush
- ♻️ 4,8 l water saving 4,8-liter flush
- ♻️ 4,5 l water saving 4,5-liter flush
- ⊗ without tap hole
- 1 pre-punched tap hole
- 1 tap hole punched
- ● 2 pre-punched tap holes
- ● ● 1 tap hole punched, 2 tap holes pre-punched
- ● 2 tap holes punched
- ● 2 tap holes punched with large distance between tap fittings
- ● 2 tap holes pre-punched with large distance between tap fittings
- ● 1 tap hole punched (left)
1 pre-punched hole for soap dispenser (right)
- ● 1 tap hole pre-punched (left),
1 pre-punched hole for soap dispenser (right)
- ● 1 tap hole punched (left)
1 hole punched for soap dispenser (right)
- ● 1 tap hole punched (right)
1 hole punched for soap dispenser (left)

13. Unified Water Label (UWL)

The Unified Water Label is a voluntary classification scheme for thirteen sanitary product groups.

Based on the Unified Water Label, the average flushing results for Duravit products can be found in the figure below. The respective classification is provided directly by the product. More information is available online.

Toilets and cistern



Content

Ceramics		Accessories	
Overview product categories		D-Code	266
Barrier-free applications	25	Karree	268
Furniture washbasins	26	Starck T	270
Guest bathrooms	30		
Japan toilets	32	DuraSystem®	
SensoWash® toilets	33	DuraSystem® Installation elemets	284
Toilet sets	34	DuraSystem® Actuator plates	300
Urinals	35		
US-toilets	37	DuraSystem® Accessories	307
Vanity basins	38		
Washbowls	42	Faucets	
		A.1	320
1930 Series	45	B.1	322
Architec	48	B.2	327
Cape Cod	57	B.3	332
Darling New	61	C.1	336
D-Code	67	D.1	346
D-Neo	82	D-Neo	349
Duraplus	90	White Tulip	354
DuraSquare	93		
DuraStyle	115	Accessories faucets	359
DuraStyle Basic	142		
Happy D.2	150	SensoWash®	
Happy D.2 Plus	159	SensoWash® shower toilet seats	
Luv	161	SensoWash® Starck	374
ME by Starck	166	SensoWash® Starck f	375
Scola	188	SensoWash® Slim	376
Starck 1	189		
Starck 2	194	SensoWash® suitable toilets	
Starck 3	200	Darling New SensoWash® toilets	378
Urinals, various	221	DuraStyle SensoWash® toilets	381
Vanity basins, various	224	Happy D.2 SensoWash® toilets	386
Vero Air	226	ME by Starck SensoWash® toilets	388
Vero	239	Starck 2 SensoWash® toilets	395
Viu	247	Starck 3 SensoWash® toilets	397
Washbowls, various	252	Vero Air SensoWash® toilets	399
White Tulip	255	Viu SensoWash® toilets	400
Accessories ceramic	260	SensoWash® Sets incl. toilet	
		SensoWash® Slim Set	401
Toilet Sets incl. seat		SensoWash® Compact shower toilet	
Architec	56	SensoWash® Starck f	404
D-Code	72, 73		
D-Neo	86, 87, 88	SensoWash® integrated shower toilet	
DuraStyle	127, 128, 130	SensoWash® i	407
DuraStyle Basic	142, 143, 144		
ME by Starck	175, 176, 177	Accessories SensoWash®	413
Starck 3	207, 208, 209		

Content

Bathtubs + Wellbeing		Bathroom furniture	
Bathtubs		Brioso	675
Blue Moon	423	Cape Cod	706
Cape Cod	425	D-Neo	711
Darling New	429	DuraStyle	728
Daro	440	Happy D.2	752
D-Code	442	Happy D.2 Plus	759
D-Neo	447	Ketho	800
DuraSquare	451	L-Cube	815
DuraStyle	456	Luv	859
Happy D.2	465	Starck	870
Happy D.2 Plus	471	Universal light and mirror	874
Luv	475	White Tulip	887
Paiova	479	XBase	911
Shower + Bath	495	X-Large	920
Starck	500	XSquare	940
Vero Air	513	XViu	981
Vero	519		
White Tulip	525		
XViu	528		
Whirltubs		Furniture Sets	
Blue Moon	540	DuraStyle	732
Cape Cod	543	Ketho	803
Darling New	547	c-bonded	688, 689, 762-772, 834-836, 1000-1007
D-Code	555	c-shaped	773-783
D-Neo	560		
DuraSquare	562		
DuraStyle	567		
Happy D.2	571		
Happy D.2 Plus	577		
Luv	581		
Paiova	584		
Starck	600		
Vero Air	609		
Vero	615		
Shower trays		General information	
D-Code	619	Important Indications Ceramics	2
Starck Slimline	624	Numerical Index	6
Stonetto	628	Important Indications / Product Information DuraSystem®	275
Tempano	630	Important Indications / Product Information faucets	317
		Important Indications / Product Information SensoWash®	367
		Important Indications Bathtubs + Wellbeing	417
		Bathtubs and shower trays Product Information	418
		Whirlsystem Product Information	530
		Sauna Product Information	634
		Important Indications Bathroom Furniture	671
		Ordering information ceramics	from 1026
		Ordering information and ordering guides bathtubs + Wellbeing	from 1029
		Ordering information and ordering guides bathroom furniture	from 1033
		General Terms of Sale	1059
		Colour Chart	End of Pricelist
Sauna			
Inipi	639		
Inipi B	646		
Equipment Bathtubs + Wellbeing	650		
Fittings Bathtubs + Wellbeing	656		

Numerical Index

Model-No.	Page	Model-No.	Page	Model-No.	Page	Model-No.	Page
00		003075	230, 241	005076	69, 70, 261	006739	72, 73, 78
001416	65, 66, 398	003076	153	005078	260	006741	79, 80
001417	65, 66, 398	003077	153	005079	260	006771	216
001418	47, 79, 387	003078	153	005111	138, 219, 264	006779	216
001422	64, 78, 396	003079	153, 154	005112	138, 139, 264	006961	55
001428	263	003101	99	005113	184, 185, 264	006969	55, 56
001429	263	003102	99	005503	115, 116, 262	006981	62, 63, 197
001431	47, 79, 387	003103	93, 95	005504	262	006989	62, 63, 197
001480	263	003104	93, 95	005505	262	007504	46, 64, 383
001481	264	003105	121	0060	732	007508	77, 78, 147
001482	264	003106	121, 122, 123	006031	75	009904	266, 268
002001	174, 175, 178	003107	121, 122, 123	006039	75	009912	266, 268
002009	174, 175, 178	003108	121	006041	75	009914	267
002011	177, 179, 180	003109	113	006051	130, 131, 138	009915	267
002019	177, 179, 180	003110	113	006059	130, 131, 138	009916	266
002021	181, 182, 183	003111	97, 107, 109	006071	75	009917	266
002029	181, 182, 183	003112	97, 107, 109	006091	75	009918	266
002061	126, 127, 134	003113	103	0061	732	009919	266
002071	142, 144, 147	003114	103	006139	222	009920	266
002079	142, 144, 147	003115	101	0062	803	009921	266
002111	249	003116	101	006209	79, 80	009922	266
002119	249	003117	111	006231	132	009923	266
002121	250	003118	111	006239	132	009924	266
002129	250	003119	93, 95	006241	210, 212	009925	266
002139	143	003120	111	006251	132	009926	267
002161	86, 87, 89	003121	97, 107, 109	006261	210, 212	009927	267
002169	86, 87, 89	003122	113	006281	56	009928	267
002201	238	003123	120	006291	56	009929	270
002209	238	003124	119	0063	803	009930	270
002409	185	003131	232	006332	63, 65, 219	009931	270
002521	148, 149	003132	105	006339	63, 65, 219	009933	270
002529	148, 149	003133	105	006361	74	009935	270
002609	251	005000	90, 203, 265	006371	126, 127, 136	009937	271
002611	143	005001	203	006379	126, 127, 136	009938	271
002619	143	005004	140, 141, 223	006381	207, 208, 215	009939	271
002709	257, 258	005019	86, 87, 263	006389	207, 208, 215	009940	271
002999	136	005020	46, 55, 397	006419	74	009941	270
003028	153	005024	48, 49, 260	006420	90, 91	009942	270
003029	101, 105, 241	005026	84, 85, 261	006429	90, 91	009943	270
003032	70	005027	61, 62, 265	006431	212, 217, 219	009944	270
003033	69, 226, 240	005028	52, 53, 262	006439	212, 217, 219	009945	271
003034	246	005030	221, 264	006451	155, 156, 157	009946	271
003035	70, 246	005031	260	006459	155, 156, 157	009947	270
003036	70, 246	005036	57, 58, 261	006461	156, 158	009950	268
003037	99, 103, 241	005037	225, 262	006469	156, 158	009951	268
003038	230, 241	005038	50, 52, 260	006489	46, 47	009952	268
003039	226, 228, 240	005040	190, 261	006500	45, 46, 406	009953	268
003047	230, 241	005041	193, 198, 265	006570	92	009954	268
003059	188	005042	184, 185, 265	006588	192	009955	269
003063	230, 241	005043	49, 261	006591	193, 199	009956	269
003065	230, 241	005044	49, 261	006630	74, 90, 91	009957	269
003066	230, 241	005051	261	006700	262	009958	268
003067	226, 228, 240	005052	48, 51, 260	006701	46, 92, 265	009959	268
003071	246	005062	141, 187	006702	265	009960	268
003072	246	005064	55, 62, 406	006712	203, 262	009961	268
003073	246	005072	378, 381, 413	006713	222, 223, 264	009962	268
003074	226, 228, 240	005075	260	006731	72, 73, 78	009963	269

Numerical Index

Model-No.	Page	Model-No.	Page	Model-No.	Page	Model-No.	Page
009964	99	030470	200	037260	118	048C	931
009965	93, 95	030480	200	037337	118		
009966	113	030543	204	037456	117	06	
009967	97, 107, 109	030549	168, 204	037462	117	060D	965
009968	103	030750	201	037555	118	060E	965
009969	101	030760	201	037855	168	060F	965
009970	111	030960	201	037950	162	060G	967
009971	105	030970	201	037960	162	060H	967
009972	48, 49, 260	031055	204	037970	161	061D	965
		031260	202	037980	161	061E	965
01		031270	202	038050	164	061F	965
010609	92	031348	203	038060	164	061G	967
010701	136	031455	244	038070	163	061H	967
010C	928	031550	244	038080	163	063G	973
011301	79	031555	244	038142	165	063H	973
011701	80	031653	224	038255	236	064G	973
011C	928	031758	224, 252	038355	236	064H	973
012409	213	031840	51	038460	236	068460	188
012601	213	031845	50	038560	249	068560	188
012609	214	031927	54	038747	190		
012809	215	031932	54			07	
012C	928	031937	53	04		070225	243
013C	928	031942	52	040658	189	070350	242
015C	928	031B	784	040833	191	070445	242, 243
016C	928	031E	785	040853	189	070536	68
017C	928	031H	791	043860	45	070545	68
018209	46	031K	787	043870	45	070650	68
018409	74	032050	50	043880	45	070745	68
018C	928	032542	253	044358	49	070845	116
019009	56	032910	246	044546	191	070950	150
019209	91	032912	246	044648	190	071050	150
019509	91	032985	246	044753	189	071150	150
		032H	794	044845	49	071336	116
		032K	790	044958	48	071350	116
02		033043	245	045058	48	071740	167
021009	192	033048	237, 245	045250	244	071945	166
022701	46	033213	205	045260	244	072243	167
022709	46	033342	168, 252	045410	239, 240	072343	167
023309	192	033452	167, 252	045412	239, 240	072438	234
025C	931	033550	253	045450	241, 242	072445	234
026610	45	033643	225	045460	241, 242	072450	233
026710	46	033754	68	045470	241, 242	073147	61
026C	931	033849	69	045480	241, 242	073245	113, 114
027415	191	033856	69	045550	243	073345	248
027C	931	033955	68	045560	243	073745	256
028C	931	034210	70	045748	152	073845	82
		034265	70	045C	931	073940	82
03		034285	70	046240	52	075045	202
0300	799	034760	224	046340	53	075140	203
030050	200	034812	69	046651	225	075150	202
030055	200	034943	117	046840	53	075244	90, 203
030060	200	034960	117	046847	51	076635	50
030065	200	035285	70	046C	931	078550	45
030155	201	035760	83	047334	51	079342	45
030160	201	035860	83	047658	45		
030249	204	036970	254	047C	931	08	
030256	203	037070	253	048360	152	082135	219
030410	200						

Numerical Index

Model-No.	Page	Model-No.	Page	Model-No.	Page	Model-No.	Page
08		093500	134, 135, 383	1168	854	1332	909
082335	222	093510	134, 135, 383	1169	854	1333	910
082336	222	093520	138, 385	1170	856	1335	1025
082625	220	093800	179, 180	1171	856	1336	1025
082725	220	093810	179, 180	1177	853	1340	702
082830	81	093820	183, 394	1178	854	1341	703
082930	81	093830	180	1179	854	1342	704
083037	222, 223	093840	179	1180	856	1360	1023
083432	193, 198	094000	78	1181	856	1361	1023
083532	193, 199	094010	78	1189	855	1365	1024
084737	221	094100	145, 147	1190	855	1366	1024
085035	221	094110	145, 147	1191	857	1367	1024
085135	221	094120	145			1368	1024
085717	68	094130	146	12		1375	1025
085718	67, 69, 70	094141	145	1200	857	1376	1025
085790	45	094150	149	1201	857		
085791	45	094160	149	1205	857	20	
085824	61	094200	250	1206	858	200109	257
085827	150	094400	89	1218	749	200209	89
085828	150	094410	89	1219	749	200309	88
085829	115, 119, 121			1228	749		
085830	115, 119, 121	10		1229	749	21	
085831	116	100107	261	1238	750	210409	216
085832	150	100342	139, 140, 187	1239	750	210809	76
085839	166, 169, 171	100344	139, 140, 187	1248	750	210909	76
085840	166, 169, 171	100384	141, 187	1249	750	211001	76
085841	166	100524	383	1255	814	211101	77
086327	67, 69, 70	100691	378, 381, 413	1257	813	211109	77
086515	200, 201, 205	100692	378, 381, 413	1260	799	211401	78
086516	200, 201, 205	100715	414	1261	799	211509	76
086517	200, 201, 202	100724	375, 405, 413	1265	814	211809	78
087220	46	100725	414	1266	813	212001	217
087221	46	100729	391, 405, 413	1267	813	212051	398
087230	47	100730	378, 381, 413			212101	158
087400	91	100731	391, 405, 413	13		212151	387
089245	47	100732	414	1300	701	212301	65
089255	47	100C	692, 738, 1008	1301	701	212351	379
089265	47	101C	693, 738, 1008	1303	979	212401	217
089275	47	102C	694, 740, 1011	1304	979	212501	218
		103C	695, 741, 1012	1305	1022	212601	66
09		104C	692, 738, 1008	1306	1022	212651	380
092000	213, 214, 215	105C	693, 738, 1008	1310	702	212701	219
092010	213, 214, 215	106C	694, 740, 1011	1311	702	212809	195
092040	218	107C	695, 741, 1012	1313	980	212909	196
092700	77, 78			1314	980	212959	396
092710	77, 78	11		1315	1022	213001	47
092720	80	1128	939	1316	1022	213301	198
092800	216	1131	939	1318	726	213409	157
092810	216	1135	939	1320	703	213809	64
093100	64	1136	939	1321	703	213909	63
093110	64	1137	939	1322	908	214509	197
093120	66, 380	1143	919	1323	909	215009	133
093200	219	1144	919	1325	1023	215509	134
093300	196, 197, 396	1150	938	1326	1023	215609	135
093310	258	1152	938	1328	727	215659	383
093400	157	1154	938	1330	704	215701	137
093410	157	1167	853	1331	704	215751	384

Numerical Index

Model-No.	Page	Model-No.	Page	Model-No.	Page	Model-No.	Page
215909	157	227915	142	233065	116	236112	171
216001	138	228015	206	233555	166	236243	256
216051	385	228115	206	233560	166	236310	255
216209	136	228215	124	233565	166	236375	255
216909	178	228310	125	233610	170	236550	255
216959	392	228410	125	233612	170	236655	82
217009	179	228615	125	233613	169	236660	82
217101	183	228715	124	233653	170	236665	82
217151	394	228815	173	233663	170	236710	84
217201	180	228910	173	233683	170	236765	84
217209	180	229015	173	233755	123	236780	84
217301	181	229215	249	233763	123	236860	232, 233
217351	393	229310	257	233778	123	236980	84
218209	145	229315	256	233813	120	237080	85
218301	146	229410	86	233950	57	237140	83
218309	147	229415	85	233970	60	237260	83
218401	144	229510	86	234043	59		
218409	144	229515	85	234046	58	25	
218501	182			234263	172	251009	391
218801	149	23		234283	172	251109	249
219001	393	231055	67	234360	166	251159	400
219109	250	231060	67	234410	247	252509	238
219501	148	231065	67	234412	247	252559	399
219601	148	231155	67	234453	248	252709	208, 209
219709	258	231160	67	234463	247	2528	812
		231165	67	234473	247	252809	174
22		231260	67	234483	247	252859	388
220009	207	231360	67	234583	172	252909	175
220109	209	231440	151	234683	172	252959	389, 402
220209	211	231460	151	234755	57	2530	813
220309	212	231560	151	234880	107, 108	253009	177
220609	210	231660	150	234980	109, 110	253115	54
221009	74	231665	150	235010	226, 227, 229	253210	90
221109	75	231810	153	235012	226, 227, 229	253309	195
221509	210	231812	153, 154	235050	230, 231	253359	395
222109	155	231860	153	235060	230, 231	253409	194
222209	156	231865	153	235070	230, 231	253509	72
222509	208	231880	153	235080	230, 231	253609	126
222609	212	231955	115	235150	234	2537	812
222659	397	231960	115	235160	234	253709	130
222709	211	231965	115	235250	235	253759	381
222809	75	232010	121	235260	235	253809	127
223010	207	232012	121	235310	93, 94, 96	253909	129
223015	205	232065	121	235312	111, 112	254009	129
223115	206	232080	121	235350	101, 102	254209	131
223410	207	232144	194	235360	99, 100	254259	382, 401
223710	71	232246	190	235380	97, 98	254409	63
223715	71	232455	115	235460	114	254459	378
223810	71	232460	115	235560	114	254509	62
224110	71	232510	122	235650	105, 106	254609	55
224915	61	232580	122	235660	103, 104	254709	90
225110	62	232610	123	235714	119	254909	63
225615	61	232680	123	235860	248	255009	156
225715	71	232840	60	235940	160	255059	386
225815	155	232843	59	235960	159	255109	128
226710	155	232848	58	236050	160	255209	126, 127
227415	237	232965	115	236060	159	255709	62

Numerical Index

Model-No.	Page	Model-No.	Page	Model-No.	Page	Model-No.	Page
25		4031	997	4106	681	42	
255909	132	4032	998	4110	682	420009	207
256209	142	4033	998	4111	682	4205	948
257009	73	4034	998	4125	986	4206	950
257109	130	4035	998	4126	986	4207	961
257209	55, 56	4036	998	4127	986	4208	690
257309	250	4041	683	4128	986	4209	690
257409	143	4042	683	4129	988	4210	691
257509	143	4043	683	4131	997	4211	691
257609	257	4044	683	4132	999	4212	691
257709	86	4045	678	4133	999	4213	691
257809	87	4046	678	4134	999	4214	691
257909	176	4047	678	4135	999	4215	984
257959	390, 403	4048	678	4136	999	4216	995
258709	87, 88	4049	684	4141	684	4217	719
		4050	686	4142	684	4218	718
26		4051	685	4143	684	4219	719
262155	61	4052	686	4144	684	4220	962
262165	61	4053	686	4145	678	4221	963
		4054	686	4146	678	4222	964
27		4055	686	4147	678	4223	964
270250	255	4056	686	4148	678	4224	964
270350	255	4057	686	4152	687	4225	964
2704	938	4059	943	4153	687	422509	208
		4060	943	4154	687	4226	964
28		4061	944	4155	687	4227	679
280430	138	4062	944	4156	687	4228	687
280431	139, 140	4063	944	4157	687	4229	720
280630	139	4064	946	4158	989	4230	992
280631	140, 141	4065	956	4159	989	4231	993
280830	141	4066	956	4160	943	4232	992
280930	184	4067	948	4161	945	4233	993
280931	186	4068	997	4162	945	4234	993
281230	185	4069	998	4163	945	4235	993
281430	187	4071	951	4164	946	4236	993
281530	184	4072	951	4165	957	4237	993
281630	251	4073	951	4166	957	4238	993
281632	251	4074	951	4167	949	4239	889
281730	259	4075	953	4168	947	4240	889
		4078	991	4169	948	4241	890
40		4079	991	4170	950	4242	890
4000	679	4090	959	4171	952	4250	889
4001	680	4091	958	4172	952	4251	891
4002	680	4092	959	4173	952	4252	891
4003	680	4093	959	4174	952	4254	713
4004	680	4094	959	4175	953	4255	713
4010	682	4095	959	4176	954	4256	713
4011	682	4096	959	4177	955	4257	714
4012	683	4097	959	4178	991	4258	713
4014	683	4099	958	4179	991	4259	715
4024	984			418409	144	4260	716
4025	985	41		4192	960	4261	715
4026	985	4101	680	4193	960	4262	715
4027	985	4102	680	4194	960	4263	715
4028	985	4103	680	4195	960	4264	715
4029	987	4104	680	4196	960	4265	717
4030	997	4105	681	4197	960	4268	716

Numerical Index

Model-No.	Page	Model-No.	Page	Model-No.	Page	Model-No.	Page
4269	716	4365	717	4457	951	4546	906
4270	719	4366	718	4458	996	4547	906
4271	719	4367	718	4459	985	455109	128
4272	719	4368	717	4470	959	455209	127
4273	719	4369	717	4471	958	456209	142
4274	719	4370	720	4472	961	457009	73
4275	719	4371	720	4473	961	457109	130
		4372	720	4474	961	457209	56
43		4373	720	4475	961	457509	143
4300	1000	4374	720	4476	961	457709	86
4301	1000	4375	720	4477	961	457809	87
4302	1000			4478	962	457909	176
4303	1000	44		4479	958	458709	88
4304	1000	4400	679	4480	984		
4305	949	4401	681	4481	987	46	
4306	950	4402	681	4482	987	4600	688
4307	962	4403	681	4483	987	4601	688
4309	690	4404	681	4484	987	4602	688
4310	691	4406	682	4485	988	4603	688
4311	691	4407	682	4486	990	4605	689
4312	691	4408	680	4487	990	4606	689
4313	691	4409	688	4488	992	4607	689
4314	691	4421	684	4489	992	4608	689
4315	984	4422	684			4609	1001
4316	996	4423	684	45		4610	1001
4321	963	4424	684	4508	690	4611	1001
4322	964	4425	678	4509	691	4612	1001
4323	964	4426	678	4510	692	4613	1002
4324	964	4427	678	4511	692	4614	1003
4325	964	4428	678	4512	692	4615	1003
4326	964	4429	685	4513	692	4616	1003
4327	679	4430	686	4514	692	4617	1003
4328	688	4431	685	4520	963	4618	1004
4329	720	4432	687	4521	963	4630	1000
4333	994	4433	687	4522	965	4631	1001
4334	994	4434	687	4523	965	4635	762
4335	994	4435	687	4524	965	4637	762
4336	994	4436	687	4525	965	4638	762
4337	994	4437	687	4526	965		
4338	994	4438	949	452709	209	47	
4341	892	4439	944	452909	175	4700	689
4342	892	4440	950	4530	992	4701	689
4345	773	4441	943	453009	177	4702	689
4347	773	4442	945	4531	993	4703	689
4348	773	4443	945	4532	992	4709	1005
4351	893	4444	945	4533	995	4710	1005
4352	893	4445	952	4534	995	4711	1005
4354	713	4446	952	4535	995	4712	1005
4355	713	4447	952	453509	72	4713	1006
4356	713	4448	952	453519	72	4714	1007
4357	714	4449	954	4536	995	4715	1007
4358	714	4450	955	4537	995	4716	1007
4360	716	4452	956	4538	995	4717	1007
4361	715	4453	949	4540	905	4718	1007
4362	715	4454	957	4541	905	4735	763
4363	715	4455	957	4543	906	4737	763
4364	715	4456	947	4544	906	4738	763

Numerical Index

Model-No.	Page	Model-No.	Page	Model-No.	Page	Model-No.	Page
47		4921	967	4991	897	5302	739
4740	764	4922	967	4992	901	5303	739
4742	764	4923	971	4993	905	5304	739
4743	764	4924	972			5305	739
4745	765	4925	972	51		5306	739
4747	765	4926	975	5100	693	5307	739
4748	765	4927	976	5101	693	5308	739
4750	766	4928	721	5102	693	5309	739
4752	766	4929	721	5103	693	5310	741
4753	766	4931	786	5104	693	5311	741
4755	767	4932	788	5105	693	5312	741
4757	769	4934	792	5106	693	5313	741
4758	771	4936	795	5107	693	5314	741
4760	768	4938	721	5108	693	5315	742
4762	770	4939	721	5109	693	5316	742
4763	772	4940	784	5110	695	5317	742
		4941	786	5111	695	5318	742
48		4942	788	5112	695	5319	742
4835	774	4943	791	5113	695	5320	740
4837	774	4944	792	5114	695	5321	740
4838	774	4946	795	5115	695	5322	740
4840	775	4947	722	5116	695	5323	740
4842	775	4948	722	5117	695	5324	740
4843	775	4949	722	5118	695	5325	740
4845	776	4950	722	5119	695	5326	740
4847	776	4951	786	5120	694	5327	740
4848	776	4952	789	5121	694	5328	740
4850	777	4954	793	5122	694	5329	740
4852	777	4956	796	5123	694	5330	742
4853	777	4958	721	5124	694	5331	742
4855	778	4959	721	5125	694	5332	742
4857	780	4960	785	5126	694	5333	742
4858	782	4961	787	5127	694	5334	742
4860	779	4962	790	5128	694	5335	743
4862	781	4963	794	5129	694	5336	743
4863	783	4964	797	5130	696	5337	743
		4967	722	5131	696	5338	743
49		4968	722	5132	696	5339	743
4900	966	4969	722	5133	696	5343	740
4901	966	4970	723	5134	696	5348	740
4902	966	4971	787	5135	696	5354	742
4903	968	4972	790	5136	696	5359	743
4904	968	4973	794	5137	696	5399	743
4905	969	4974	797	5138	696		
4906	973	4975	894	5139	696	54	
4907	974	4976	894	5143	694	5400	929
4910	966	4977	898	5148	694	5401	929
4911	966	4978	902	5154	696	5402	929
4912	966	4980	895	5159	696	5403	929
4913	969	4981	895	5199	696	5404	929
4914	970	4982	899			5405	930
4915	970	4983	903	52		5406	930
4916	974	4985	896	522048	225	5407	930
4917	975	4986	896			5408	930
4918	721	4987	900	53		5409	930
4919	721	4988	904	5300	739	5410	932
4920	967	4990	897	5301	739	5411	932

Numerical Index

Model-No.	Page	Model-No.	Page	Model-No.	Page	Model-No.	Page
5412	932	5822	842	5932	1013	610300	374
5413	932	5823	842	5933	1013	611000	376, 402, 403
5414	932	5824	842	5934	1013	611200	376, 401
5415	933	5825	842	5935	1014	611300	377
5416	933	5826	842	5936	1014	611500	377
5417	933	5827	842	5937	1014	611600	377
5418	933	5828	842	5938	1014	6118	819
5419	933	5829	842	5939	1014	6119	832
5420	930	5830	845	5943	1010	6120	915
5421	930	5831	845	5948	1011	612000	375
5422	930	5832	845	5954	1013	612001	375
5423	930	5833	845	5959	1014	6121	915
5424	930	5834	845	5999	1014	6122	915
5425	930	5835	845			6123	915
5426	930	5836	845	60		6130	915
5427	930	5837	845	6030	914	6133	836
5428	930	5838	845	6031	914	6134	837
5429	930	5839	845	6032	914	6135	838
5430	933	5843	842	6033	914	6136	838
5431	933	5848	842	6034	914	6137	838
5432	933	5854	845	6035	915	6138	838
5433	933	5859	845	6036	915	6139	838
5434	933	5899	846	6037	915	6140	820
5435	933			6038	915	6141	820
5436	933	59		6042	926	6142	820
5437	933	5900	1009	6043	926	6143	820
5438	933	5901	1009	6044	926	6156	822
5439	933	5902	1009	6045	926	6157	822
5443	930	5903	1009	6046	926	6164	826
5448	930	5904	1009	6047	926	6165	826
5454	933	5905	1010	6048	924	6166	826
5459	933	5906	1010	6049	924	6174	831
5499	934	5907	1010	6050	924	6175	831
		5908	1010	6051	924	6176	831
58		5909	1010	6052	926	6177	831
5800	841	5910	1012	6053	926	6178	831
5801	841	5911	1012	6054	926	6179	831
5802	841	5912	1012	6056	924	6180	731
5803	841	5913	1012	6057	924	6181	731
5804	841	5914	1012	6058	924	6182	731
5805	841	5915	1013	6059	925	6183	731
5806	841	5916	1013	6070	913	6185	916
5807	841	5917	1013	6071	913	6186	916
5808	841	5918	1013	6072	913	6187	916
5809	841	5919	1013	6073	913	6188	916
5810	844	5920	1010	6075	913	6189	913
5811	844	5921	1010	6076	913	6190	913
5812	844	5922	1010	6077	913	6191	824
5813	844	5923	1010	6078	913	6192	825
5814	844	5924	1010	6080	731	6193	913
5815	844	5925	1011	6081	731	6194	913
5816	844	5926	1011	6082	731	6195	914
5817	844	5927	1011	6083	731	6196	914
5818	844	5928	1011			6197	914
5819	844	5929	1011	61		6198	914
5820	842	5930	1013	610001	374		
5821	842	5931	1013	610200	374		

Numerical Index

Model-No.	Page	Model-No.	Page	Model-No.	Page	Model-No.	Page
62		6354	927	6486	735	6648	802
620000	411, 412	6363	754	6487	735	6649	802
6208	925	6364	754	6488	735	6650	802
6209	925	6365	754	6489	735	6654	809
6218	819	6366	754	6490	735	6655	809
6219	833	6367	754	6495	732	6656	809
6240	821	6371	755	6498	733	6657	810
6241	821	6372	755	6499	734	6658	802
6242	821	6373	755			6663	805
6243	821	6374	755	65		6664	805
6245	829	6375	755	650000	405	6665	805
6246	830	6379	733	650001	406	6666	806
6256	822	6380	732	6516	924	6667	802
6257	822	6381	732	6517	924	6668	802
6258	823	6382	732	6518	924	6669	802
6259	824	6383	734	6535	925	6670	802
6264	827	6384	734	6536	925	6671	820
6265	827	6385	734	6537	925	6673	823
6266	827	6386	734	6538	925	6674	823
6267	828	6387	735	6543	927	6679	833
6268	754	6388	735	6544	927	6684	807
6269	828	6389	735	6545	927	6685	807
6272	819	6390	735	6553	927	6686	807
6273	819	6393	734	6554	927	6687	807
6274	831	6394	734	6555	927	6688	807
6275	831	6395	732	6580	837	6689	807
6276	831	6396	734	6594	837	6690	808
6277	831	6397	734	6595	839	6691	808
6278	831	6398	733	6596	839	6692	808
6279	831	6399	733	6597	839	6694	809
6280	731			6598	839	6695	809
6281	731	64		6599	839	6696	809
6282	731	6403	734			6697	809
6283	731	6404	803	66			
6291	825	6417	803	6608	827	67	
6292	826	6418	804	6609	827	6750	830
6293	829	6419	804	6610	827	6751	830
		6420	804	6624	807	6754	809
63		6421	804	6625	821	6755	809
6303	733	6422	805	6626	821	6756	809
6304	837	6423	805	6627	821	6757	810
6305	838	6428	804	6628	821	6774	832
6306	838	6429	804	6629	806	6775	832
6307	838	6430	804	6630	807	6776	832
6308	838	6431	804	6635	807	6777	832
6309	838	6432	804	6636	807	6778	832
631000	402	6433	805	6637	807	6779	832
631001	401	6444	803	6638	807	6784	736
631002	403	6452	805	6639	807	6785	736
6342	926	6453	805	6640	808	6793	829
6343	926	6479	734	6641	808	6794	809
6344	926	6480	732	6642	808	6795	809
6345	926	6481	732	6643	806	6796	809
6346	926	6482	732	6644	806	6797	809
6347	926	6483	735	6645	806		
6352	927	6484	735	6646	806	69	
6353	927	6485	735	6647	802	6916	834

Numerical Index

Model-No.	Page	Model-No.	Page	Model-No.	Page	Model-No.	Page
6917	834	700246	434	700412	513	701069	666
6918	834	700247	435	700413	514	701070	666
6919	834	700248	436	700414	514	701071	666
6926	835	700264	488	700415	515	701072	666
6927	835	700265	490	700416	516	701073	666
6928	835	700266	492	700417	517	701074	666
6929	835	700267	494	700418	518	701075	666
6936	836	700268	492	700426	451	7011	977
6937	836	700269	494	700427	452	7012	977
6938	836	700292	456	700428	453	7013	977
6939	836	700293	457	700429	454	7014	977
695100	262	700294	456	700430	455	7015	977
695200	45, 54, 263	700295	457	700431	475	7016	977
695300	264	700296	456	700432	476	7017	977
695800	138, 184, 265	700297	457	700433	477	7020	698
		700298	458	700434	478	7021	698
		700299	459	700443	529	7022	698
70		7003	699	700444	528	7023	698
7000	699	700308	465	700449	471	7024	698
700009	501	700309	466	700450	472	7025	698
700010	502	700310	465	700451	473	7030	1016
700011	503	700311	466	700453	474	703012	653
700012	504	700312	465	700454	498	703013	653
700027	440	700313	466	700455	499	703014	653
700028	441	700314	467	700459	428	703015	653
700050	505	700315	467	700460	455	703016	654
700052	506	700316	468	700461	478	703017	654
700095	442	700317	469	700468	525	703018	654
700096	442	700318	470	700469	526	703019	654
700097	443	700330	428	700470	527	703020	654
700098	442	700331	507	700471	447	703021	654
700099	443	700332	507	700472	447	703043	654
7001	699	700333	507	700475	447	703044	654
700100	442	700334	507	700476	448	703045	654
700101	444	700335	507	700477	450	7031	1016
700131	519	700336	507	700478	447	7032	1016
700132	520	700337	507	700479	447	7033	1016
700133	519	700338	508	700486	449	7034	1016
700134	520	700339	509	7005	699	7035	1016
700135	521	700340	509	7010	976	7036	1016
700136	522	700341	509	701022	665	7037	1016
700137	445	700362	425	701023	665	7038	1016
700138	446	700363	426	701024	665	7039	1016
700141	440	700364	427	701025	665	7041	1017
700143	424	700390	479	701026	665	7042	1017
7002	699	700391	481	701027	665	7043	1017
700212	487	700392	483	701028	665	7044	1017
700213	489	700393	485	701031	665	7045	1017
700214	491	700394	480	701032	665	7046	1017
700215	493	700395	482	701033	665	7047	1017
700216	491	700396	484	701035	665	7048	1017
700217	493	700397	486	701036	665	7049	1017
700231	461	7004	699	701037	665	7050	907
700233	460	700403	496	701065	666	7051	907
700242	430	700404	497	701066	666	7052	907
700243	431	700409	500	701067	666	7053	907
700244	432	700411	513	701068	666	7060	908
700245	433						

Numerical Index

Model-No.	Page	Model-No.	Page	Model-No.	Page	Model-No.	Page
70		720130	627	7229	810	7593	756
7061	908	720131	627			7594	756, 937
7062	908	720132	627	73		7595	756, 937
7063	908	720133	627	7330	810	7596	757, 937
		720134	627	7331	810		
71		720145	629	7332	810	76	
7101	700	720146	628	7333	810	760009	600
7102	700	720147	629	7379	848	760010	601
7103	700	720148	629	7380	848	760011	602
7104	701	720149	629	7381	848	760012	603
7111	978	720150	629	7382	848	760050	604
7112	978	720163	621	7383	848	760052	605
7113	978	720164	622	7384	848	760095	555
7114	978	720165	621	7385	848	760096	555
7131	1018	720166	629	7386	848	760097	556
7132	1019	720167	628	7387	848	760098	555
7133	1019	720168	629	7388	848	760099	556
7134	1019	720169	628			760100	555
7141	1020	720170	629	74		760101	557
7142	1021	720171	629	7480	797	760133	615
7143	1021	720187	630	7481	797	760134	616
7144	1021	720188	630	7485	798	760135	617
		720189	630	7486	798	760136	618
72		720190	630	7487	798	760137	558
720093	621	720191	631	7490	936	760138	559
720094	621	720192	631	7491	756	760143	541
720095	621	720193	631	7492	936	760212	592
720096	621	720194	631	7493	756	760213	594
720097	622	720195	631	7494	756, 936	760214	596
720098	622	720196	631	7495	756, 936	760215	598
720099	622	720197	631	7496	756, 936	760216	596
720100	622	720198	631	7497	936	760217	598
720101	619	720199	631			760242	548
720102	619	720200	632	75		760243	549
720103	619	720201	632	7501	642	760244	550
720104	620	720202	632	7502	642	760245	551
720105	620	720203	632	7503	643	760246	552
720106	620	720204	632	7504	643	760247	553
720107	620	720205	632	7505	644	760248	554
720108	623	720206	632	7506	644	760264	593
720113	621	720207	632	7507	645	760265	595
720114	624	720208	632	7508	645	760266	597
720115	624	720209	632	7509	641	760267	599
720116	624	720210	633	7510	641	760268	597
720117	625	720211	633	751122	649	760269	599
720118	625	720212	633	751222	649	760292	567
720119	625	720213	633	751322	648	760293	568
720120	625	720217	629	751422	648	760294	567
720121	625	720218	629	7530	811	760295	568
720122	625	720235	625	7531	811	760296	567
720123	625	720236	626	7532	811	760297	568
720124	626	720237	626	7533	812	760298	569
720125	626	720238	627	7550	849	760299	570
720126	626	720239	627	7551	850	760308	571
720127	626	720240	627	7552	850	760309	572
720128	626	720242	625	7553	851	760310	571
720129	627	720243	626	7592	937	760311	572

Numerical Index

Model-No.	Page	Model-No.	Page	Model-No.	Page	Model-No.	Page
760312	571	7650	851	7860	878	790302	667
760313	572	7651	852	7861	876	790340	663
760314	573	7652	852	7863	876	790414	501
760315	573	7653	852	7864	884	790415	503
760316	574			7865	878	790420	440
760317	575	78		7866	878	790421	441
760318	576	7805	880	7867	878	790450	505
760330	546	7806	880	7868	878	790468	440
760331	606	7807	880	7869	878	790469	442
760332	606	7808	880	7870	878	790470	442
760333	606	7809	880	7871	876	790471	443
760334	606	7810	880	7873	876	790472	442
760335	606	7814	880	7874	885	790473	443
760336	606	7815	880	7875	879	790474	442
760337	606	7816	880	7876	879	790475	444
760338	607	7817	880	7877	879	790476	445
760339	608	7818	880	7878	879	790477	446
760340	608	7819	880	7879	879	790478	619
760341	608	7820	725, 746, 917	7880	879	790479	619
760362	543	7821	725, 747, 917	7885	879	790480	619
760363	544	7822	725, 747, 917	7886	879	790481	620
760364	545	7823	726, 747, 918	7887	879	790482	620
760390	584	7824	881	7888	879	790483	620
760391	586	7825	881	7889	879	790484	620
760392	588	7826	881	7890	879	790485	623
760393	590	7827	881			790489	519
760394	585	7828	881	79		790490	520
760395	587	7829	881	790001	487, 488, 667	790491	519
760396	589	7830	883	790003	424, 541, 667	790492	520
760397	591	7831	883	790007	430, 431, 667	790493	521
760402	542	7832	883	790008	432, 433, 667	790494	522
760411	609	7833	884	790009	465, 466, 667	790592	667
760412	609	7834	724, 746, 916	790010	507, 508, 667	790598	666
760413	610	7835	724, 746, 916	790100	430, 431, 661	790650	460, 461, 654
760414	610	7836	724, 746, 916	790101	624, 625, 663	790840	430, 431, 653
760415	611	7837	724, 746, 916	790102	624, 625, 663	790846	424, 653
760416	612	7838	724, 746, 916	790103	430, 431, 663	790850	664
760417	613	7839	724, 746, 916	790105	460, 461, 661	790851	424, 541, 666
760418	614	7840	884	790123	424, 541, 663	790852	424, 541, 666
760426	562	7841	885	790125	442, 443, 664	790881	424, 654
760427	563	7842	885	790126	424, 425, 664	790882	424, 654
760428	564	7843	885	790127	442, 443, 661	790883	424, 541, 666
760429	565	7844	724, 746, 916	790128	445, 661	7911	748
760430	566	7845	877	790129	619, 620, 663	791100	629, 662
760431	581	7846	877	790158	621, 622, 662	791101	628, 662
760432	582	7847	877	790159	661	791102	629, 662
760433	583	7848	877	790166	661	791103	629, 662
760449	577	7849	877	790173	628, 629, 663	791104	628, 662
760450	578	7850	877	790182	661	791105	629, 662
760451	579	7851	724, 876	790188	660	791106	629, 662
760453	580	7853	724, 876	790225	442, 447, 657	791107	629, 662
760471	560	7854	726, 747, 918	790226	444, 445, 657	791108	628, 662
760472	560	7855	878	790227	443, 657	791109	629, 662
760475	560	7856	878	790236	424, 657	791110	629, 662
760476	561	7857	878	790263	624, 625, 660	791111	629, 662
760478	560	7858	878	790269	624, 625, 660	791112	629, 662
760479	560	7859	878	790301	667	791113	629, 662

Numerical Index

Model-No.	Page	Model-No.	Page	Model-No.	Page	Model-No.	Page
79		791397	633, 662	791489	626	792410	621
7912	757, 938	791398	633, 662	791490	626	792411	628, 629, 663
791205	560, 604, 650	791399	633, 662	791491	626	792412	628, 663
791206	548, 549, 651	791418	487	791492	627	792414	513
791207	593, 595, 650	791419	489	791493	627	792415	513
791226	432, 433, 659	791420	491	791494	627	792416	514
791227	550, 551, 651	791421	493	791495	627	792417	514
791228	425, 426, 659	791422	491	791496	627	792418	625
791229	574, 575, 651	791423	493	791497	627	792419	626
791230	461, 491, 659	791425	461	7915	643	792420	626
791231	593, 595, 651	791427	460	791805	541, 655	792421	627
791233	424, 652	791430	460	791806	541, 655	792422	627
791234	541, 652	791435	430, 431	791846	668	792423	627
791235	488, 490, 659	791437	432	791847	430, 431, 653	792425	625
791242	542, 652	791438	433	791848	434, 435, 653	792426	626
791243	628, 629, 660	791439	507	791849	436, 554, 653	792427	447
791246	496, 497, 657	791440	507	791850	548, 549, 653	792428	447
791249	496, 497, 657	791441	507	791877	668	792429	447
791251	584, 585, 651	791442	507	791878	542, 654	792430	447
791252	543, 544, 650	791443	507	791879	542, 654	792431	447
791253	584, 586, 652	791444	507	791882	541, 548, 652	792432	448
791254	585, 587, 652	791445	507	791883	541, 548, 652	792803	628, 629, 664
791257	542, 651	791446	508	791884	541, 548, 653	792804	425, 426, 655
791260	619, 620, 660	791447	509	791886	600, 601, 653	792805	630, 631, 664
791270	562, 610, 650	791448	509	791887	541, 548, 653		
791274	562, 610, 650	791449	509	791889	600, 602, 653	82	
791275	543, 544, 650	791451	621	791890	548, 549, 653	8270	745
791283	630, 631, 660	791452	621	791891	541, 653	8271	745
791284	577, 578, 580	791453	621	791892	548, 549, 653	8272	745
791287	448, 657	791454	621	791893	541, 653	8273	745
791368	430, 431, 664	791455	622	7921	642, 643, 645	828C	737
791369	619, 620, 664	791456	622	7922	641	829C	737
791372	628, 629, 664	791457	622	792200	440, 505, 656		
791373	630, 662	791458	622	792201	440, 447, 656	85	
791374	630, 662	791459	621	792202	430, 431, 656	850000	220
791375	630, 662	791460	456, 457	792203	430, 431, 656		
791376	630, 662	791462	456, 457	792204	452, 453, 656	87	
791377	631, 662	791464	456, 457	792205	452, 453, 656	872710	192
791378	631, 662	791466	458	792206	433, 434, 656	8775	463, 512
791379	631, 662	791467	459	792207	433, 434, 656	8776	463, 512, 524
791380	631, 662	791468	465, 466	792208	425, 426, 656	8777	438, 463, 524
791381	631, 662	791470	465, 466	792209	425, 426, 656	8778	438, 463, 524
791382	631, 662	791472	465, 466	792210	488, 490, 656	8780	463, 511
791383	631, 662	791474	467	792211	488, 490, 656	8781	463, 511, 524
791384	631, 662	791475	467	792212	460, 658	8782	438, 463, 524
791385	631, 662	791477	624	792214	461, 658	8783	438, 463, 524
791386	632, 662	791478	624	792215	461, 658	8785	463, 511
791387	632, 662	791479	624	792216	465, 466, 658	8786	463, 511, 524
791388	632, 662	791480	625	792217	448, 465, 658	8787	438, 463, 524
791389	632, 662	791481	625	792218	468, 469, 658	8788	438, 463, 524
791390	632, 662	791482	625	792219	468, 469, 659		
791391	632, 662	791483	625	792220	460, 658	89	
791392	632, 662	791484	625	792221	609, 650	8902	438, 463, 524
791393	632, 662	791485	625	792400	506	8903	512
791394	632, 662	791486	625	792407	628, 629, 663	8904	438, 463, 524
791395	632, 662	791487	626	792408	621	8905	511
791396	633, 662	791488	626	792409	622	8906	438, 463, 524

Numerical Index

Model-No.	Page	Model-No.	Page	Model-No.	Page	Model-No.	Page
8907	511	9532	708	9719	784, 890, 895	9791	966, 967
8908	511	9533	709	9722	785, 792, 897	9793	705
8909	511	9534	708	9723	969, 972	9794	705
8910	511	9535	708	9724	968, 971, 975	9798	836
8911	511	9560	861	9725	968, 972, 976	9799	864
8912	511	9561	864	9726	969, 974		
8915	511	9562	867	9727	970, 975	98	
8916	511	9563	865	9728	973, 975	9802	1010, 1013
8917	511	9564	862	9729	974, 976	9803	842, 845
8918	511	9565	861	9730	968, 972	9804	822
8919	511	9566	864	9731	968, 972	9805	822
8922	512	9567	867	9732	968, 971	9806	822, 823
8923	512	9568	866	9733	969, 972	9807	822, 823
8924	512	9569	863	9734	969	9808	867
8925	512			9735	970	9809	867
8926	512	96		9736	974	9810	865
8936	512	9641	710, 873	9737	975	9811	865
8937	464, 512	9643	709, 872	9738	970	9812	865
8938	439, 464, 524	9655	904, 905	9739	970	9813	867
8939	439, 464, 524	9656	900, 901	9740	968, 971	9814	867
8941	439, 464, 524	9657	868	9741	969	9815	866
8942	512	9658	868	9742	970	9816	866
8946	463	9659	868	9743	946	9817	866
8947	463	9660	868	9744	946	9820	821, 838, 844
8948	463	9661	764, 767, 779	9745	946	9821	821, 827, 844
8949	464	9662	767, 778	9746	946	9822	821, 827, 844
8967	438	9663	768, 779	9747	947, 948	9823	821, 838, 839
8968	438	9664	898, 899, 903	9748	947	9824	828
8969	438	9666	709, 872, 907	9749	947	9825	828
899025	64, 78, 396	9667	869	9750	784	9826	828
8992	438	9668	869	9751	786	9827	864
8993	438	9669	869	9752	786, 787	9828	842, 845
8994	438	9670	869	9753	788, 791	9829	842, 845
8997	438	9671	783	9754	789, 790	9831	820, 824, 845
8998	438	9683	862	9755	793, 794, 797	9832	820, 826, 845
8999	438	9684	863	9756	792, 793, 795	9833	820, 826, 844
		9685	853	9757	793, 794	9834	820, 838
92		9686	853	9758	792, 795	9842	827
9250	758	9687	853	9759	796, 797	9843	826
9251	758	9688	853	9766	785	9845	692, 723, 916
9252	758	9689	770, 781	9768	789	9846	696, 723, 743
9253	758	9690	764, 769, 781	9769	794, 797	9847	710, 756, 1016
		9691	764, 771, 783	9774	848, 907, 1016	9848	756, 848, 1016
94		9692	772, 783	9775	848, 1016	9849	756, 848, 1016
9460	861	9693	769, 780	9776	951, 956, 998	9854	831, 832, 995
9461	863	9694	771, 782	9777	951, 956, 998	9855	831, 890, 993
9462	866	9695	786, 788, 903	9778	951, 964, 998	9856	831, 944, 993
9463	865	9696	787, 790, 905	9779	951, 964, 998	9857	831, 890, 993
9464	862	9697	765, 766, 783	9780	952, 957, 1000	9858	831, 959, 993
9465	861			9781	952, 957, 1000	9859	1010, 1013
9466	863	97		9782	952, 964, 1000	9860	945, 949, 996
9467	866	9704	872	9783	952, 964, 1000	9861	892, 893, 994
9468	865	9709	701, 726, 1021	9784	954, 955, 990	9862	945, 960, 994
9469	862	9710	964, 998	9785	953, 987	9863	892, 893, 994
		9711	964, 965, 1000	9786	953, 987	9864	960, 994
95		9714	1025	9787	953, 954, 988	9865	838, 841, 845
9520	872	9715	1025	9788	953, 954, 988	9866	841, 844

Numerical Index

Model-No.	Page	Model-No.	Page	Model-No.	Page	Model-No.	Page
98		9972	835, 896, 1013	C1		UV0650	359
9867	838, 839, 844	9973	1010, 1013	C11010	336	UV0660	359, 360
9868	1009, 1011, 1014	9975	754, 755, 773	C11020	336	UV0670	360, 361
9869	836, 966, 1012	9976	835, 896, 1013	C11030	336	UV0680	359
9871	751	9978	754, 755	C11040	337		
9872	751	9979	835, 966, 1006	C11060	337	WD	
9873	751	9980	810	C11070	338	WD1011	288, 300, 301
9874	751	9985	698, 745, 1015	C12400	338	WD1012	289, 300, 301
9875	748, 886, 918	9986	698, 745, 1015	C14200	324, 329, 357	WD1013	290, 302
9876	748, 886, 918	9987	754, 755, 773	C14210	340, 341	WD1014	291, 302
9877	748, 886, 918	9988	836, 966, 1014	C14220	339	WD1015	292, 300, 301
9878	748, 886, 918	9991	839, 927	C14230	338	WD1016	284, 300
9879	831, 832, 996	9992	839, 928	C14280	339	WD1017	285, 300
9880	831, 832, 995	9993	705, 839	C15200	326, 331, 358	WD1018	286, 300
9881	751	9994	705, 840	C15210	343, 344	WD1019	287, 300
9882	751	9995	825, 826	C15220	342	WD1020	293, 300, 301
9883	751			C15230	342	WD2004	296
9884	751	A1		C15240	326, 331, 358	WD2005	297
9885	823	A11010	320	C15250	343	WD2006	298
9886	824	A11020	320			WD3003	294
9887	824	A11040	320	D1		WD3004	295, 303, 306
9888	831, 832, 995	A12400	321	D11100	347	WD4002	299
9889	831, 832, 995	A14230	321	D11110	348	WD5001	284, 285, 300
9890	831, 832, 995	A15230	321	D11120	346	WD5002	288, 289, 301
9891	751			D11130	346, 347	WD5003	290, 291, 302
9892	751	B1				WD5004	295, 303
9893	751	B11010	322	DE		WD5005	295, 304
9894	751	B11020	322	DE1010	349	WD5006	295, 305
		B12400	322	DE1011	349	WD5007	295, 306
99		B14210	324	DE1020	349	WD6001	288, 289, 307
9900	841, 844	B14220	323	DE1021	350	WD6002	288, 292, 307
9902	697, 743, 1014	B14230	323	DE1030	350	WD6003	284, 285, 307
9903	697, 744, 1015	B14280	323	DE2400	350	WD6004	288, 292, 308
9909	737	B15210	325	DE4210	351, 352	WD6010	284, 285, 310
9910	757	B15230	325	DE4230	351	WD6012	284, 285, 308
9911	802			DE5210	353	WD6013	296, 297, 309
9917	697, 744, 1015	B2		DE5230	352	WD6014	296, 297, 309
9918	755	B21010	327			WD6015	284, 285, 310
9919	755	B21020	327	GK		WD6016	285, 287, 310
9920	748, 886, 918	B21080	327	GK0900	324, 325, 363		
9922	834, 1001, 1013	B22400	327	GK1900	338, 355, 363	WT	
9925	834, 894, 1013	B24210	329	GK5900	343, 356, 363	WT1010	354
9926	697, 744, 1014	B24220	328, 333, 351			WT1020	354
9928	834, 894, 1001	B24230	328	T5		WT1040	355
9930	834, 1001, 1002	B24280	328, 351	T53784	364	WT1070	355
9933	744	B25210	330	T53794	363, 364	WT2400	355
9937	836, 1009, 1014	B25230	330	T53795	363, 364	WT4210	356
9938	745					WT5210	357
9948	979, 1021	B3		T6		WT5250	356
9954	849, 850, 1019	B31010	332	T63838	364		
9955	692, 723, 808	B31020	332			UV	
9959	697, 744, 1015	B31030	332	UV0600	361	UV0600	361
9960	698, 745, 1015	B32400	333	UV0610	362	UV0610	362
9965	1009, 1012	B34210	333, 334	UV0620	362, 363	UV0620	362, 363
9967	835, 1003, 1013	B34230	333	UV0630	362	UV0630	362
9968	754, 755	B35210	335	UV0640	359	UV0640	359
9971	754, 755, 773	B35230	334				

Ceramics

Overview product categories	
Barrier-free applications	25
Furniture washbasins	26
Guest bathrooms	30
Japan toilets	32
SensoWash® toilets	33
Toilet sets	34
Urinals	35
US-toilets	37
Vanity basins	38
Washbowls	42
1930 Series	45
Architec	48
Cape Cod	57
Darling New	61
D-Code	67
D-Neo	82
Duraplus	90
DuraSquare	93
DuraStyle	115
DuraStyle Basic	142
Happy D.2	150
Happy D.2 Plus	159
Luv	161
ME by Starck	166
Scola	188
Starck 1	189
Starck 2	194
Starck 3	200
Urinals, various	221
Vanity basins, various	224
Vero Air	226
Vero	239
Viu	247
Washbowls, various	252
White Tulip	255
Accessories ceramic	260

Toilet Sets incl. seat

Architec	56
D-Code	72, 73
D-Neo	86, 87, 88
DuraStyle	127, 128, 130
DuraStyle Basic	142, 143, 144
ME by Starck	175, 176, 177
Starck 3	207, 208, 209

Accessories

D-Code	266
Karree	268
Starck T	270

Barrier free applications



Washbasin Med
Architec # **044358**
575 x 520 mm
s.p. 49



Washbasin
D-Code # **231260**
600 x 555 mm
s.p. 67



Washbasin Med
D-Code # **231360**
600 x 555 mm
s.p. 67



Washbasin
DuraStyle # **232965**
650 x 570 mm
s.p. 115



Washbasin Med
DuraStyle # **233065**
650 x 570 mm
s.p. 116



Washbasin
Starck 3 # **030970**
700 x 545 mm
s.p. 201



Washbasin
Starck 3 # **030960**
600 x 545 mm
s.p. 201



Washbasin Med
Starck 3 # **031270**
700 x 545 mm
s.p. 202



Washbasin Med
Starck 3 # **031260**
600 x 545 mm
s.p. 202



Toilet wall mounted
Architec # **019009**
350 x 700 mm
s.p. 56



Toilet wall mounted
D-Code # **222809**
360 x 700 mm
s.p. 75



Toilet wall mounted Duravit
Rimless® DuraStyle # **255909**
370 x 700 mm
s.p. 132



Toilet wall mounted
Starck 3 # **220309**
360 x 700 mm
s.p. 212

Furniture washbasins



Furniture washbasin
Cape Cod # **233970**
700 x 500 mm
s.p. 60



Washbasin, furniture washbasin
D-Code # **034210**
1050 x 480 mm
s.p. 70



Washbasin, furniture washbasin
D-Code # **034285**
850 x 480 mm
s.p. 70



Washbasin, furniture washbasin
D-Code # **034265**
650 x 485 mm
s.p. 70



Double washbasin, double
furniture washbasin D-Code
034812 1200 x 490 mm
s.p. 69



Washbasin, furniture washbasin
D-Neo # **236710**
1005 x 480 mm
s.p. 84



Washbasin, furniture washbasin
D-Neo # **236780**
800 x 480 mm
s.p. 84



Washbasin, furniture washbasin
D-Neo # **236765**
650 x 480 mm
s.p. 84



Washbasin, furniture washbasin
asymmetric D-Neo # **236980**
800 x 480 mm
s.p. 84



Washbasin, furniture washbasin
asymmetric D-Neo # **237080**
800 x 480 mm
s.p. 85



Washbasin, furniture washbasin
DuraSquare # **235310**
1000 x 470 mm
s.p. 93



Washbasin, furniture washbasin
DuraSquare # **235310**
1000 x 470 mm
s.p. 94



Washbasin, furniture washbasin
DuraSquare # **235380**
800 x 470 mm
s.p. 97



Washbasin, furniture washbasin
DuraSquare # **235360**
600 x 470 mm
s.p. 99



Washbasin, furniture washbasin
DuraSquare # **235350**
500 x 470 mm
s.p. 101



Washbasin, furniture washbasin
compact DuraSquare # **235660**
600 x 400 mm
s.p. 103



Washbasin, furniture washbasin
compact DuraSquare # **235650**
500 x 400 mm
s.p. 105



Washbasin, furniture washbasin
asymmetric DuraSquare
234880 800 x 470 mm
s.p. 107



Washbasin, furniture washbasin
asymmetric DuraSquare
234980 800 x 470 mm
s.p. 109



Double washbasin, double
furniture washbasin DuraSquare
235312 1200 x 470 mm
s.p. 111



Handrinse basin, furniture
handrinse basin DuraSquare
073245 450 x 350 mm
s.p. 113



Washbasin, furniture washbasin
DuraStyle # **232012**
1200 x 480 mm
s.p. 121



Washbasin, furniture washbasin
DuraStyle # **232010**
1000 x 480 mm
s.p. 121



Washbasin, furniture washbasin
DuraStyle # **232080**
800 x 480 mm
s.p. 121

Furniture washbasins



Washbasin, furniture washbasin
DuraStyle # **232065**
650 x 480 mm
s.p. 121



Washbasin, furniture washbasin
compact DuraStyle # **233778**
785 x 400 mm
s.p. 123



Washbasin, furniture washbasin
compact DuraStyle # **233763**
635 x 400 mm
s.p. 123



Washbasin, furniture washbasin
compact DuraStyle # **233755**
550 x 400 mm
s.p. 123



Washbasin, furniture washbasin
asymmetric DuraStyle # **232610**
1000 x 480 mm
s.p. 123



Washbasin, furniture washbasin
asymmetric DuraStyle # **232510**
1000 x 480 mm
s.p. 122



Washbasin, furniture washbasin
asymmetric DuraStyle # **232680**
800 x 480 mm
s.p. 123



Washbasin, furniture washbasin
asymmetric DuraStyle # **232580**
800 x 480 mm
s.p. 122



Double washbasin, double
furniture washbasin DuraStyle
233813 1300 x 480 mm
s.p. 120



Washbasin, furniture washbasin
Happy D.2 # **231812**
1200 x 505 mm
s.p. 153



Washbasin, furniture washbasin
Happy D.2 # **231812**
1200 x 505 mm
s.p. 153



Washbasin, furniture washbasin
Happy D.2 # **231810**
1000 x 505 mm
s.p. 153



Washbasin, furniture washbasin
Happy D.2 # **231880**
800 x 505 mm
s.p. 153



Washbasin, furniture washbasin
Happy D.2 # **231865**
650 x 505 mm
s.p. 153



Washbasin, furniture washbasin
Happy D.2 # **231860**
600 x 505 mm
s.p. 153



Handrinse basin, furniture
handrinse basin Happy D.2
071050 500 x 360 mm
s.p. 150



Washbasin, furniture washbasin
ME by Starck # **233612**
1230 x 490 mm
s.p. 170



Washbasin, furniture washbasin
ME by Starck # **233610**
1030 x 490 mm
s.p. 170



Washbasin, furniture washbasin
ME by Starck # **233683**
830 x 490 mm
s.p. 170



Washbasin, furniture washbasin
ME by Starck # **233663**
630 x 490 mm
s.p. 170



Washbasin, furniture washbasin
ME by Starck # **233653**
530 x 430 mm
s.p. 170



Washbasin, furniture washbasin
ME by Starck # **236112**
1230 x 490 mm
s.p. 171



Washbasin, furniture washbasin
ME by Starck # **236112**
1230 x 490 mm
s.p. 171



Washbasin, furniture washbasin
compact ME by Starck # **234283**
830 x 400 mm
s.p. 172

Furniture washbasins



Washbasin, furniture washbasin compact ME by Starck # **234263** 630 x 400 mm s.p. 172



Washbasin, furniture washbasin asymmetric ME by Starck # **234583** 830 x 490 mm s.p. 172



Washbasin, furniture washbasin asymmetric ME by Starck # **234683** 830 x 490 mm s.p. 172



Double washbasin, double furniture washbasin ME by Starck # **233613** 1300 x 490 mm s.p. 169



Handrinse basin, furniture handrinse basin ME by Starck # **072343** 430 x 300 mm s.p. 167



Furniture washbasin Starck 1 # **040658** Ø 580 mm s.p. 189



Washbasin, furniture washbasin Starck 3 # **030410** 1050 x 485 mm s.p. 200



Washbasin, furniture washbasin Starck 3 # **030480** 850 x 485 mm s.p. 200



Washbasin, furniture washbasin Starck 3 # **030470** 700 x 490 mm s.p. 200



Double washbasin, double furniture washbasin Starck 3 # **033213** 1300 x 485 mm s.p. 205



Washbasin, furniture washbasin Vero Air # **235012** 1200 x 470 mm s.p. 226



Washbasin, furniture washbasin Vero Air # **235012** 1200 x 470 mm s.p. 226



Washbasin, furniture washbasin Vero Air # **235010** 1000 x 470 mm s.p. 226



Washbasin, furniture washbasin Vero Air # **235010** 1000 x 470 mm s.p. 226



Washbasin, furniture washbasin Vero Air # **235080** 800 x 470 mm s.p. 230



Washbasin, furniture washbasin Vero Air # **235070** 700 x 470 mm s.p. 230



Washbasin, furniture washbasin Vero Air # **235060** 600 x 470 mm s.p. 230



Washbasin, furniture washbasin Vero Air # **235050** 500 x 470 mm s.p. 230



Washbasin, furniture washbasin compact Vero Air # **236860** 600 x 400 mm s.p. 232



Handrinse basin, furniture handrinse basin Vero Air # **072450** 500 x 250 mm s.p. 233



Handrinse basin, furniture handrinse basin Vero Air # **072445** 450 x 350 mm s.p. 234



Handrinse basin, furniture handrinse basin Vero Air # **072438** 380 x 250 mm s.p. 234



Washbasin, furniture washbasin Vero # **045412** 1200 x 470 mm s.p. 239



Washbasin, furniture washbasin Vero # **045412** 1200 x 470 mm s.p. 239

Furniture washbasins



Washbasin, furniture washbasin
Vero # **045410**
1000 x 470 mm
s.p. 239



Washbasin, furniture washbasin
Vero # **045410**
1000 x 470 mm
s.p. 239



Washbasin, furniture washbasin
Vero # **045480**
800 x 470 mm
s.p. 241



Washbasin, furniture washbasin
Vero # **045470**
700 x 470 mm
s.p. 241



Washbasin, furniture washbasin
Vero # **045460**
600 x 470 mm
s.p. 241



Washbasin, furniture washbasin
Vero # **045450**
500 x 470 mm
s.p. 241



Washbasin, furniture washbasin
Vero # **032912**
1250 x 490 mm
s.p. 246



Washbasin, furniture washbasin
Vero # **032910**
1050 x 490 mm
s.p. 246



Washbasin, furniture washbasin
Vero # **032985**
850 x 490 mm
s.p. 246



Handrinse basin, furniture
handrinse basin Vero # **070350**
500 x 250 mm
s.p. 242



Handrinse basin, furniture
handrinse basin Vero # **070445**
450 x 350 mm
s.p. 242



Washbasin, furniture washbasin
Viu # **234412**
1230 x 490 mm
s.p. 247



Washbasin, furniture washbasin
Viu # **234410**
1030 x 490 mm
s.p. 247



Washbasin, furniture washbasin
Viu # **234483**
830 x 490 mm
s.p. 247



Washbasin, furniture washbasin
Viu # **234473**
730 x 490 mm
s.p. 247



Washbasin, furniture washbasin
Viu # **234463**
630 x 490 mm
s.p. 247



Handrinse basin, furniture
handrinse basin Viu # **234453**
530 x 430 mm
s.p. 248



Handrinse basin, furniture
handrinse basin Viu # **073345**
450 x 320 mm
s.p. 248



Washbasin, furniture washbasin
White Tulip # **236310**
1050 x 490 mm
s.p. 255



Washbasin, furniture washbasin
White Tulip # **236375**
750 x 490 mm
s.p. 255



Furniture washbasin
White Tulip # **236550**
Ø 500 mm
s.p. 255

Guest bathrooms



Handrinse basin
1930 Series # **078550**
500 x 365 mm
s.p. 45



Handrinse basin corner model
1930 Series # **079342**
595 x 450 mm
s.p. 45



Washbowl
Washbowls # **033342**
420 x 420 mm
s.p. 168



Washbowl
Washbowls # **032542**
Ø 420 mm
s.p. 253



Handrinse basin
Darling New # **073147**
470 x 350 mm
s.p. 61



Handrinse basin
D-Code # **070650**
500 x 220 mm
s.p. 68



Handrinse basin
D-Code # **070545**
450 x 340 mm
s.p. 68



Handrinse basin
D-Code # **070536**
360 x 270 mm
s.p. 68



Handrinse basin
D-Neo # **073845**
450 x 335 mm
s.p. 82



Handrinse basin
D-Neo # **073940**
400 x 220 mm
s.p. 82



Handrinse basin, furniture
handrinse basin DuraSquare
073245 450 x 350 mm
s.p. 113



Handrinse basin
DuraStyle # **071350**
500 x 220 mm
s.p. 116



Handrinse basin
DuraStyle # **070845**
450 x 335 mm
s.p. 116



Handrinse basin
DuraStyle # **071336**
360 x 220 mm
s.p. 116



Handrinse basin
Happy D.2 # **070950**
500 x 360 mm
s.p. 150



Handrinse basin
Happy D.2 # **071150**
500 x 220 mm
s.p. 150



Washbowl
Luv # **038142**
420 x 270 mm
s.p. 165



Handrinse basin
ME by Starck # **071945**
450 x 320 mm
s.p. 166



Handrinse basin, furniture
handrinse basin ME by Starck
072343 430 x 300 mm
s.p. 167



Handrinse basin corner model
ME by Starck # **072243**
435 x 380 mm
s.p. 167



Handrinse basin
ME by Starck # **071740**
400 x 220 mm
s.p. 167



Washbowl
Starck 1 # **040833**
Ø 330 mm
s.p. 191



Handrinse basin
Starck 3 # **075150**
500 x 260 mm
s.p. 202



Handrinse basin
Starck 3 # **075045**
450 x 320 mm
s.p. 202

Guest bathrooms



Handrinse basin
Starck 3 # **075140**
400 x 260 mm
s.p. 203



Handrinse basin corner model
Starck 3 # **075244**
430 x 380 mm
s.p. 90



Handrinse basin, furniture
handrinse basin Vero Air
072450 500 x 250 mm
s.p. 233



Handrinse basin, furniture
handrinse basin Vero Air
072445 450 x 350 mm
s.p. 234



Handrinse basin, furniture
handrinse basin Vero Air
072438 380 x 250 mm
s.p. 234



Handrinse basin, furniture
handrinse basin Vero # **070350**
500 x 250 mm
s.p. 242



Handrinse basin, furniture
handrinse basin Vero # **070445**
450 x 350 mm
s.p. 242



Handrinse basin
Vero # **070225**
250 x 450 mm
s.p. 243



Handrinse basin, furniture
handrinse basin Viu # **234453**
530 x 430 mm
s.p. 248



Handrinse basin, furniture
handrinse basin Viu # **073345**
450 x 320 mm
s.p. 248



Handrinse basin, furniture
handrinse basin White Tulip
073745 450 x 330 mm
s.p. 256

Japan toilets



One-piece toilet
Starck 3 # **212401**
370 x 735 mm
s.p. 217



Two-piece toilet
Starck 3 # **212701**
370 x 720 mm
s.p. 219

SensoWash® toilets



Toilet wall mounted for SensoWash® Darling New # **254459** 370 x 625 mm s.p. 378



One-piece toilet for SensoWash® Darling New # **212351** 400 x 715 mm s.p. 379



Two-piece toilet for SensoWash® Darling New # **212651** 370 x 700 mm s.p. 380



Toilet wall mounted for SensoWash® DuraStyle # **253759** 370 x 620 mm s.p. 381



Toilet wall mounted Duravit Rimless for SensoWash® DuraStyle # **254259** 370 x 620 mm s.p. 382



Toilet close-coupled for SensoWash® DuraStyle # **215659** 370 x 700 mm s.p. 383



One-piece toilet for SensoWash® DuraStyle # **215751** 370 x 720 mm s.p. 384



Two-piece toilet for SensoWash® DuraStyle # **216051** 385 x 700 mm s.p. 385



Toilet wall mounted Duravit Rimless for SensoWash® Happy D.2 # **255059** 365 x 620 mm s.p. 386



One-piece toilet for SensoWash® Happy D.2 # **212151** 390 x 710 mm s.p. 387



Toilet wall mounted for SensoWash® ME by Starck # **252859** 370 x 570 mm s.p. 388



Toilet wall mounted Duravit Rimless for SensoWash® ME by Starck # **252959** 370 x 570 mm s.p. 389



Toilet wall mounted HygieneFlush for SensoWash ME by Starck # **257959** 370 x 570 mm s.p. 390



Toilet wall mounted Duravit Rimless for SensoWash® f ME by Starck # **251009** 375 x 575 mm s.p. 391



Toilet floor standing for SensoWash® ME by Starck # **216959** 370 x 600 mm s.p. 392



One-piece toilet Duravit Rimless for SensoWash® ME by Starck # **217351** 360 x 730 mm s.p. 393



One-piece toilet Duravit Rimless® for SensoWash® f ME by Starck # **219001** 360 x 750 mm s.p. 393



Two-piece toilet for SensoWash® ME by Starck # **217151** 360 x 710 mm s.p. 394



Toilet wall mounted for SensoWash® Starck 2 # **253359** 375 x 620 mm s.p. 395



Toilet close-coupled for SensoWash® Starck 2 # **212959** 370 x 725 mm s.p. 396



Toilet wall mounted for SensoWash® Starck 3 # **222659** 370 x 620 mm s.p. 397



One-piece toilet for SensoWash® Starck 3 # **212051** 370 x 715 mm s.p. 398



Toilet wall mounted Duravit Rimless for SensoWash® Vero Air # **252559** 370 x 570 mm s.p. 399



Toilet wall mounted Duravit Rimless for SensoWash® Viu # **251159** 370 x 570 mm s.p. 400

Toilet sets



Toilet set wall mounted Duravit Rimless®
Architec # **457209**
s.p. 56



Toilet set wall mounted
D-Code # **453519**
s.p. 72



Toilet set wall mounted
D-Code # **453509**
s.p. 72



Toilet set wall mounted Duravit Rimless®
D-Code # **457009**
s.p. 73



Toilet set wall mounted Duravit Rimless®
D-Neo # **457709**
s.p. 86



Toilet set wall mounted Duravit Rimless®
D-Neo # **457809**
s.p. 87



Toilet set wall mounted Duravit Rimless®
D-Neo # **458709**
s.p. 88



Toilet set wall mounted
DuraStyle # **455209**
s.p. 127



Toilet set wall mounted Compact Duravit Rimless®
DuraStyle # **457109**
s.p. 130



Toilet set wall mounted Duravit Rimless®
DuraStyle # **455109**
s.p. 128



Toilet set wall mounted Duravit Rimless®
DuraStyle Basic # **456209**
s.p. 142



Toilet set wall mounted Compact Duravit Rimless®
DuraStyle Basic # **457509**
s.p. 143



Toilet set floor standing Duravit Rimless®
DuraStyle Basic # **418409**
s.p. 144



Toilet set wall mounted Duravit Rimless®
ME by Starck # **452909**
s.p. 175



Toilet set wall mounted Hygiene-Flush
ME by Starck # **457909**
s.p. 176



Toilet set wall mounted Compact Duravit Rimless®
ME by Starck # **453009**
s.p. 177



Toilet set wall mounted Starck 3 # **420009**
s.p. 207



Toilet set wall mounted Starck 3 # **422509**
s.p. 208



Toilet set wall mounted Duravit Rimless®
Starck 3 # **452709**
s.p. 209

Urinals



Urinal Ben
Urinals # **084737**
370 x 350 mm
s.p. 221



Urinal Bill
Urinals # **085135**
345 x 350 mm
s.p. 221



Urinal
D-Code # **082830**
305 x 290 mm
s.p. 81



Urinal
D-Code # **082930**
305 x 290 mm
s.p. 81



Urinal
DuraStyle # **280430**
300 x 340 mm
s.p. 138



Urinal
DuraStyle # **280630**
300 x 340 mm
s.p. 139



Urinal
DuraStyle # **280431**
300 x 340 mm
s.p. 139



Urinal
DuraStyle # **280631**
300 x 340 mm
s.p. 140



Urinal DuraStyle Dry
DuraStyle # **280830**
300 x 340 mm
s.p. 141



Urinal Fizz
Urinals # **082336**
305 x 285 mm
s.p. 222



Urinal Fizz
Urinals # **082335**
305 x 285 mm
s.p. 222



Urinal Jim
Urinals # **085035**
345 x 350 mm
s.p. 221



Urinal Duravit Rimless®
ME by Starck # **280930**
300 x 350 mm
s.p. 184



Urinal Duravit Rimless®
ME by Starck # **280931**
300 x 350 mm
s.p. 186



Urinal Duravit Rimless®
ME by Starck # **281230**
300 x 350 mm
s.p. 185



Urinal Duravit Rimless®
ME by Starck # **281530**
300 x 350 mm
s.p. 184



Urinal ME by Starck Dry
ME by Starck # **281430**
300 x 355 mm
s.p. 187



Urinal
Starck 1 # **083432**
320 x 285 mm
s.p. 193



Urinal
Starck 1 # **083532**
320 x 285 mm
s.p. 193



Urinal
Starck 3 # **082135**
330 x 350 mm
s.p. 219



Urinal
Starck 3 # **082725**
245 x 300 mm
s.p. 220



Urinal
Starck 3 # **082625**
245 x 300 mm
s.p. 220



Urinal Utronic
Urinals # **083037**
345 x 315 mm
s.p. 222



Urinal
Viu # **281630**
310 x 300 mm
s.p. 251

Urinals



Urinal
Viu # **281632**
310 x 300 mm
s.p. 251



Urinal
White Tulip # **281730**
320 x 340 mm
s.p. 259



Ceramic urinal partition
Starck 3 # **850000**
705 x 400 mm
s.p. 220

US Toilets



One-piece toilet for SensoWash®
Darling New # **212351**
400 x 715 mm
s.p. 379



One-piece toilet
Darling New # **212301**
405 x 715 mm
s.p. 65



One-piece toilet
D-Code # **011301**
395 x 735 mm
s.p. 79



One-piece toilet for SensoWash®
DuraStyle # **215751**
370 x 720 mm
s.p. 384



One-piece toilet
DuraStyle # **215701**
370 x 720 mm
s.p. 137



One-piece toilet Duravit Rimless®
DuraStyle Basic # **219501**
365 x 715 mm
s.p. 148



One-piece toilet Duravit Rimless®
DuraStyle Basic # **219601**
365 x 715 mm
s.p. 148



One-piece toilet for SensoWash®
Happy D.2 # **212151**
390 x 710 mm
s.p. 387



One-piece toilet
Happy D.2 # **212101**
390 x 710 mm
s.p. 158



One-piece toilet Duravit Rimless
for SensoWash® ME by Starck
217351 360 x 730 mm
s.p. 393



One-piece toilet Duravit Rimless®
ME by Starck # **217301**
360 x 730 mm
s.p. 181



One-piece toilet Duravit Rimless®
for SensoWash® f ME by Starck
219001 360 x 750 mm
s.p. 393



One-piece toilet Duravit Rimless®
ME by Starck # **218501**
360 x 730 mm
s.p. 182



One-piece toilet
Starck 2 # **213301**
375 x 715 mm
s.p. 198



One-piece toilet for SensoWash®
Starck 3 # **212051**
370 x 715 mm
s.p. 398



One-piece toilet
Starck 3 # **212001**
370 x 715 mm
s.p. 217



Two-piece toilet
1930 Series # **213001**
360 x 665 mm
s.p. 47



Two-piece toilet for SensoWash®
Darling New # **212651**
370 x 700 mm
s.p. 380



Two-piece toilet
Darling New # **212601**
370 x 700 mm
s.p. 66



Two-piece toilet
D-Code # **011701**
350 x 685 mm
s.p. 80



Two-piece toilet for SensoWash®
DuraStyle # **216051**
385 x 700 mm
s.p. 385



Two-piece toilet
DuraStyle # **216001**
360 x 700 mm
s.p. 138



Two-piece toilet Duravit Rimless®
DuraStyle Basic # **218801**
365 x 705 mm
s.p. 149



Two-piece toilet for SensoWash®
ME by Starck # **217151**
360 x 710 mm
s.p. 394

US Toilets



Two-piece toilet
ME by Starck # **217101**
360 x 710 mm
s.p. 183



Two-piece toilet
Starck 3 # **212501**
370 x 705 mm
s.p. 218

Vanity basins - countertop version



Vanity basin
1930 Series # **047658**
580 x 470 mm
s.p. 45



Vanity basin
Vanity basin, various # **034760**
600 x 430 mm
s.p. 224



Vanity basin
Vanity basin, various # **031758**
580 x 415 mm
s.p. 224



Vanity basin
Architec # **046847**
Ø 470 mm
s.p. 51



Vanity basin
Architec # **031845**
Ø 450 mm
s.p. 50



Vanity basin
Architec # **031840**
Ø 400 mm
s.p. 51



Vanity basin Bali
Architec # **047334**
Ø 335 mm
s.p. 51



Vanity basin
D-Code # **033754**
545 x 435 mm
s.p. 68



Vanity basin
D-Neo # **035760**
600 x 435 mm
s.p. 83



Vanity basin
D-Neo # **035860**
600 x 435 mm
s.p. 83



Vanity basin
DuraStyle # **037462**
615 x 495 mm
s.p. 117



Vanity basin
DuraStyle # **037260**
600 x 430 mm
s.p. 118



Vanity basin
DuraStyle # **037456**
560 x 455 mm
s.p. 117



Vanity basin
Happy D.2 # **048360**
600 x 460 mm
s.p. 152



Vanity basin Manua
Vanity basins, various # **522048**
Ø 480 mm
s.p. 225



Vanity basin
Starck 3 # **030256**
560 x 465 mm
s.p. 203



Vanity basin
Vero Air # **038355**
550 x 455 mm
s.p. 236



Vanity basin
Vero # **031555**
550 x 465 mm
s.p. 244



Vanity basin
Vero # **031550**
500 x 465 mm
s.p. 244



Vanity basin
Viu # **038560**
600 x 450 mm
s.p. 249

Vanity basins - Semi-recessed washbasins



Semi-recessed washbasin
D-Code # **033955**
550 x 440 mm
s.p. 68



Semi-recessed washbasin
DuraStyle # **037555**
550 x 455 mm
s.p. 118



Semi-recessed washbasin
ME by Starck # **037855**
550 x 455 mm
s.p. 168



Semi-recessed washbasin
Starck 3 # **031055**
550 x 460 mm
s.p. 204



Semi-recessed washbasin
Vero Air # **038255**
550 x 470 mm
s.p. 236



Semi-recessed washbasin
Vero # **031455**
550 x 470 mm
s.p. 244

Vanity basins - undercounter version



Vanity basin
Vanity basin, various # **031653**
525 x 350 mm
s.p. 224



Vanity basin
Architec # **031942**
Ø 420 mm
s.p. 52



Vanity basin
Architec # **046240**
Ø 400 mm
s.p. 52



Vanity basin
Architec # **046340**
Ø 400 mm
s.p. 53



Vanity basin
Architec # **046840**
Ø 400 mm
s.p. 53



Vanity basin
Architec # **031937**
Ø 375 mm
s.p. 53



Vanity basin
Architec # **031932**
Ø 325 mm
s.p. 54



Vanity basin
Architec # **031927**
Ø 275 mm
s.p. 54



Vanity basin
D-Code # **033856**
560 x 400 mm
s.p. 69



Vanity basin
D-Code # **033849**
495 x 290 mm
s.p. 69



Vanity basin
DuraStyle # **037337**
370 x 370 mm
s.p. 118



Vanity basin
Vanity basin, various # **033643**
430 x 280 mm
s.p. 225



Vanity basin
Happy D.2 # **045748**
480 x 345 mm
s.p. 152



Vanity basin Santosa
Vanity basins, various # **046651**
510 x 375 mm
s.p. 225



Vanity basin
Starck 3 # **030249**
490 x 365 mm
s.p. 204



Vanity basin
Starck 3 # **030549**
490 x 365 mm
s.p. 168



Vanity basin
Starck 3 # **030543**
430 x 430 mm
s.p. 204



Vanity basin
Vero Air # **038460**
600 x 310 mm
s.p. 236



Vanity basin
Vero # **033048**
485 x 315 mm
s.p. 237




Vanity basin
Vero # **033043**
430 x 315 mm
s.p. 245

Washbowls



Washbowl
Washbowls # **031758**
580 x 415 mm
s.p. 224



Above counter basin
Architec # **032050**
500 x 500 mm
s.p. 50



Washbowl
Washbowls # **033452**
550 x 420 mm
s.p. 167



Washbowl
Washbowls # **033342**
420 x 420 mm
s.p. 168



Washbowl
Washbowls # **032542**
Ø 420 mm
s.p. 253



Washbowl
Cape Cod # **234755**
550 x 400 mm
s.p. 57



Washbowl
Cape Cod # **233950**
500 x 405 mm
s.p. 57



Washbowl
Cape Cod # **232848**
Ø 480 mm
s.p. 58



Washbowl
Cape Cod # **234046**
460 x 460 mm
s.p. 58



Washbowl
Cape Cod # **232843**
Ø 430 mm
s.p. 59



Washbowl
Cape Cod # **234043**
430 x 430 mm
s.p. 59



Washbowl
Cape Cod # **232840**
400 x 360 mm
s.p. 60



Washbowl
D-Neo # **237260**
600 x 400 mm
s.p. 83



Washbowl
D-Neo # **237140**
400 x 400 mm
s.p. 83



Above counter basin
DuraSquare # **235460**
600 x 470 mm
s.p. 114



Washbowl
DuraSquare # **235560**
600 x 345 mm
s.p. 114



Washbowl
DuraStyle # **034960**
600 x 380 mm
s.p. 117



Washbowl
DuraStyle # **034943**
430 x 430 mm
s.p. 117



Washbowl
Washbowls # **033550**
495 x 350 mm
s.p. 253



Washbowl
Happy D.2 # **231460**
600 x 400 mm
s.p. 151



Above counter basin
Happy D.2 # **231560**
600 x 460 mm
s.p. 151



Washbowl
Happy D.2 # **231440**
400 x 400 mm
s.p. 151



Washbowl
Happy D.2 Plus # **235960**
600 x 400 mm
s.p. 159



Washbowl
Happy D.2 Plus # **236060**
600 x 460 mm
s.p. 159

Washbowls



Washbowl
Happy D.2 Plus # **236050**
500 x 400 mm
s.p. 160



Washbowl
Happy D.2 Plus # **235940**
400 x 400 mm
s.p. 160



Washbowl
Luv # **037980**
800 x 400 mm
s.p. 161



Washbowl
Luv # **037970**
700 x 400 mm
s.p. 161



Washbowl
Luv # **037960**
600 x 400 mm
s.p. 162



Washbowl
Luv # **037950**
500 x 350 mm
s.p. 162



Washbowl
Luv # **038080**
800 x 400 mm
s.p. 163



Washbowl
Luv # **038070**
700 x 400 mm
s.p. 163



Washbowl
Luv # **038060**
600 x 400 mm
s.p. 164



Washbowl
Luv # **038050**
500 x 350 mm
s.p. 164



Washbowl
Luv # **038142**
420 x 270 mm
s.p. 165



Washbowl
Washbowls # **037070**
700 x 420 mm
s.p. 253



Washbowl +
Washbowls # **036970**
700 x 465 mm
s.p. 254



Washbowl
Starck 1 # **044753**
Ø 530 mm
s.p. 189



Washbowl
Starck 1 # **040853**
Ø 530 mm
s.p. 189



Above counter basin
Starck 1 # **044648**
Ø 480 mm
s.p. 190



Washbowl
Starck 1 # **038747**
470 x 470 mm
s.p. 190



Washbowl
Starck 1 # **044546**
Ø 460 mm
s.p. 191



Washbowl
Starck 1 # **232246**
460 x 460 mm
s.p. 190



Washbowl
Starck 1 # **040833**
Ø 330 mm
s.p. 191



Washbowl
Starck 2 # **232144**
435 x 395 mm
s.p. 194



Washbowl
Vero Air # **235160**
600 x 380 mm
s.p. 234



Washbowl
Vero Air # **235150**
500 x 380 mm
s.p. 234



Above counter basin
Vero Air # **235260**
600 x 470 mm
s.p. 235

Washbowls



Above counter basin
Vero Air # **235250**
500 x 470 mm
s.p. 235



Washbowl
Vero # **045560**
600 x 380 mm
s.p. 243



Washbowl
Vero # **045550**
500 x 380 mm
s.p. 243



Above counter basin
Vero # **045260**
595 x 465 mm
s.p. 244



Above counter basin
Vero # **045250**
500 x 470 mm
s.p. 244









Washbowl
Viu # **235860**
600 x 415 mm
s.p. 248









Washbowl
White Tulip # **236243**
Ø 430 mm
s.p. 256

1930 Series Design by Duravit

Description		mm	kg	Qty.	Model-No.	Euro
						White - 00
	Washbasin with overflow, with tap platform, underneath glazed					
800 mm ● ● ●		800 x 550	29,5	8	043880 00 00	1.064
700 mm ● ● ●		700 x 500	23,0	10	043870 00 00	978
600 mm ●		600 x 410	13,5	15	043860 00 00	763
	Pedestal for washbasins # 043880 and 043870	296 x 280	13,5	15	085790 00 00	539
	for washbasin # 043860	270 x 255	12,7	15	085791 00 00	492
	Handrinse basin with overflow, with tap platform, underneath glazed					
500 mm ●		500 x 365	11,0	24	078550 00 00	605
	Handrinse basin corner model with overflow, with tap platform, underneath glazed					
595 mm ●		595 x 450	9,5	21	079342 00 00	698
	Vanity basin countertop basin, with overflow, with tap platform					
580 mm ● ● ●		580 x 470	14,7	15	047658 00 00	631
	Bidet wall mounted ● with overflow with tap platform	360 x 580	21,9	16	026610 00 00	997
	Support bracket to be built in (distance 180 mm) Suitable for solid walls for wall mounted bidet and wall mounted toilet				695200 00 00	84
	Fixing for wall mounted bidet and wall mounted toilet					
caps chrome		∅ 12 x 180	0,2		006500 10 00	30
caps white		∅ 12 x 180	0,2		006500 00 00	28
Infobox: If pre-wall carrier not used, the fixing # 006500 is recommended						

1930 Series Design by Duravit

Description		mm	kg	Qty.	Model-No.	Euro
						White - 00
	Bidet floor standing ● ● ●					
	with overflow					
	with tap platform	355 x 600	23,8	9	026710 00 00	572
Fixing						
for floor standing bidet, floor standing toilet and siphon cover						
	caps white and chrome	∅ 6 x 70	0,4		006701 10 00	8
<hr/>						
	Toilet wall mounted					
	washdown model, UWL class 2					
	6,0 l	355 x 580	21,5	12	018209 00 00	1.040
Noise reduction gasket						
for wall mounted toilet						
			0,3		005020 00 00	51
	Toilet seat and cover					
	octagonal seat hole, hinges stainless steel					
	with soft closure		2,76	126	006489 00 00	417
Fixing						
for wall mounted bidet and wall mounted toilet						
	caps white	∅ 12 x 180	0,2		006500 00 00	28
	caps chrome	∅ 12 x 180	0,2		006500 10 00	30
Infobox: If pre-wall carrier not used, the fixing # 006500 is recommended						
<hr/>						
	Toilet close-coupled					
	washdown model, (without cistern), UWL class 2,					
	6,0 l					
	vertical outlet	355 x 665	25,5	9	022701 00 00	654
	horizontal outlet	355 x 665	25,0	9	022709 00 00	654
Fixing						
for floor standing bidet, floor standing toilet and siphon cover						
	caps white and chrome	∅ 6 x 70	0,4		006701 10 00	8
	Cistern					
	with Dual Flush mechanism, chrome, UWL class 2,					
	6/3 l					
	for side supply	430 x 175	15,7	27	087220 00 05	490
	for bottom left supply	430 x 175	16,2	27	087221 00 05	490
Conversion set						
for back supply						
	chrome		0,5		007504 10 00	36
	Toilet seat and cover					
	octagonal seat hole, hinges stainless steel					
	with soft closure		2,76	126	006489 00 00	417





1930 Series Design by Duravit

	Description	mm	kg	Qty.	Model-No.	Euro
						White - 00
	Two-piece toilet (without cistern), elongated with syphonic jet action, US-version, 305 mm/12" rough-in, vertical outlet ♻️ 1,28 gpf (4,8 lpf)	360 x 665	26,0	9	213001 00 00	893
	Mounting set for One-piece and Two-piece toilets, Outflow 3/8" - external thread, Wall Connection 1/2" - internal thread 380 mm, 1/2", US-version		0,48		001431 00 00	77
	Mounting set for One-piece and Two-piece toilets 400 mm, 1/2", 1/2", ASIA-version		0,48		001418 00 96	58
	Cistern with Single Flush mechanism, chrome, bottom left supply ♻️ 1,28 gpf (4,8 lpf)	420 x 175	15,5	27	087230 00 05	448
	Toilet seat and cover octagonal seat hole, hinges stainless steel with soft closure		2,76	126	006489 00 00	417
	Infobox: The mounting set is optional for installation					
	Shelf 750 mm	750 x 130	5,0	55	089275 00 00	269
	650 mm	650 x 130	4,5	60	089265 00 00	249
	550 mm	550 x 130	3,5	60	089255 00 00	213
	450 mm	450 x 130	3,0	85	089245 00 00	189







WonderGliss
 + EUR 82 per piece;
 Simply add a '1' to the model-no.





Architec Design by Prof. Frank Huster

	Description	mm	kg	Qty.	Model-No.	Euro
						White - 00 White (HyG) - 20
	Washbasin without overflow, with tap platform, underneath glazed, 575 mm					
	with pre-punched tap hole for tap on left side, with pre-pun- ched hole for soap dispenser on right side ● ●	575 x 520	15,2	24	044958 00 00	402
	tap hole on right side ●	575 x 520	15,2	24	044958 00 08	402
	tap hole on left side ●	575 x 520	15,2	24	044958 00 09	402
	tap hole on left side, soap dispenser right ● ●	575 x 520	15,2	24	044958 00 23	402
	Slotted waste for washbasins without overflow					
	chrome	50	0,3		005024 10 00	88
	black matt	50	0,3		005024 46 00	124
	Soap dispenser for installation in washbasins with hole for soap dispenser, for washbasin # 044845, 044958, 046240, 045058, 044358, 032050					
	chrome	∅ 30	0,25		009972 10 00	134
	Washbasin with overflow, with tap platform, with pre-punched tap hole for tap on left side, underneath glazed, with pre-punched hole for soap dispenser on right side					
	575 mm ● ●	575 x 520	15,2	24	045058 00 00	395
	Soap dispenser for installation in washbasins with hole for soap dispenser, for washbasin # 044845, 044958, 046240, 045058, 044358, 032050					
	chrome	∅ 30	0,25		009972 10 00	134
	Push-open waste *** for washbasins with overflow					
	chrome		0,4		005052 10 00	83
	black matt		0,4		005052 46 00	116
<div style="border: 1px solid black; padding: 5px;"> Infobox: In conjunction with pop-up basin waste or push-open valve the flow capacity of max. 7,5l /min./tap should not be exceeded / *** Recommended in conjunction with wall mounted tap fitting, vanity unit and/or consoles </div>						




Architec Design by Prof. Frank Huster

	Description	mm	kg	Qty.	Model-No.	Euro
						White - 00 White (HyG) - 20
	Washbasin Med without overflow, with tap platform, for mounting with in-wall-siphon kit, underneath glazed, 575 mm with pre-punched tap hole for tap on left side, with pre-pun- ched hole for soap dispenser on right side ● ●	575 x 520	16,6	30	044358 00 00	395
	tap hole on right side ●	575 x 520	16,6	30	044358 00 08	395
	tap hole on left side ●	575 x 520	16,6	30	044358 00 09	395
	In-wall-siphon kit ** for washbasin Architec including connection equipment		0,6		005044 10 00	112
	Soap dispenser for installation in washbasins with hole for soap dispenser, for washbasin # 044845, 044958, 046240, 045058, 044358, 032050 chrome	∅ 30	0,25		009972 10 00	134
	Drain cover chrome		0,1		005043 10 00	71
Infobox: ** Mandatory for installation / Barrier-free according to DIN 18040-1 and DIN 18040-2						
	Washbasin corner model without overflow, with tap platform, with tap hole, underneath glazed, with pre-punched hole for soap dispenser on right side 635 mm ● ●	635 x 540	12,0	24	044845 00 00	330
	Slotted waste for washbasins without overflow chrome	50	0,3		005024 10 00	88
	black matt	50	0,3		005024 46 00	124
	Soap dispenser for installation in washbasins with hole for soap dispenser, for washbasin # 044845, 044958, 046240, 045058, 044358, 032050 chrome	∅ 30	0,25		009972 10 00	134
Infobox: Pop-up waste cannot be used / Measurements represent width x projection						




Architec Design by Prof. Frank Huster

	Description	mm	kg	Qty.	Model-No.	Euro
						White - 00 White (HyG) - 20
	Handrinse basin without overflow, with tap platform, underneath glazed, 360 mm					
	with pre-punched tap hole for tap on left side, with pre-pun- ched hole for soap dispenser on right side ● ●	360 x 380	7,6	54	076635 00 00	213
	tap hole on right side ●	360 x 380	7,6	54	076635 00 08	213
	tap hole on left side ●	360 x 380	7,6	54	076635 00 09	213
	Slotted waste for washbasins without overflow					
	chrome	50	0,3		005024 10 00	88
	black matt	50	0,3		005024 46 00	124
	Above counter basin ground, without overflow, with tap platform, fixings included, 500 mm					
	without tap hole ☒	500 x 500	12,4	12	032050 00 00	394
	tap hole on right side ●	500 x 500	12,4	12	032050 00 08	394
	tap hole on left side ●	500 x 500	12,4	12	032050 00 09	394
	Soap dispenser for installation in washbasins with hole for soap dispenser, for washbasin # 044845, 044958, 046240, 045058, 044358, 032050					
	chrome	∅ 30	0,25		009972 10 00	134
	Slotted waste for washbasins without overflow					
	chrome	75	0,4		005038 10 00	88
	black matt	75	0,4		005038 46 00	124
Infobox: Soap dispenser hole ∅ 30 mm right or left available on request / Max. ∅ 70 mm for lotion tank approved / recommendation of furniture see from page 674						
	Vanity basin countertop basin, without overflow, without tap platform, underneath glazed					
	450 mm ☒	∅ 450	5,4	21	031845 00 00	311
	Slotted waste for washbasins without overflow					
	chrome	75	0,4		005038 10 00	88
	black matt	75	0,4		005038 46 00	124




Architec Design by Prof. Frank Huster

Description	mm	kg	Qty.	Model-No.	Euro
 <p>Vanity basin countertop basin, with overflow, without tap platform, underneath glazed 470 mm ☒</p>	∅ 470	7,3	21	046847 00 00	White - 00
					White (HyG) - 20
Push-open waste ***					
for washbasins with overflow					
chrome		0,4		005052 10 00	83
black matt		0,4		005052 46 00	116
Infobox: In conjunction with pop-up basin waste or push-open valve the flow capacity of max. 7,5l /min./tap should not be exceeded / *** Recommended in conjunction with wall mounted tap fitting, vanity unit and/or consoles					
 <p>Vanity basin countertop basin, with overflow, without tap platform, underneath glazed 400 mm ☒</p>	∅ 400	5,2	21	031840 00 00	
Push-open waste ***					
for washbasins with overflow					
chrome		0,4		005052 10 00	83
black matt		0,4		005052 46 00	116
Infobox: In conjunction with pop-up basin waste or push-open valve the flow capacity of max. 7,5l /min./tap should not be exceeded / *** Recommended in conjunction with wall mounted tap fitting, vanity unit and/or consoles					
 <p>Vanity basin Bali countertop basin, with overflow, without tap platform, underneath glazed 335 mm ☒</p>	∅ 335	3,6	42	047334 00 31	
Push-open waste ***					
for washbasins with overflow					
chrome		0,4		005052 10 00	83
black matt		0,4		005052 46 00	116
Infobox: In conjunction with pop-up basin waste or push-open valve the flow capacity of max. 7,5l /min./tap should not be exceeded / *** Recommended in conjunction with wall mounted tap fitting, vanity unit and/or consoles					



Architec Design by Prof. Frank Huster

	Description	mm	kg	Qty.	Model-No.	Euro
						White - 00 White (HyG) - 20
	Vanity basin undercounter basin, without overflow, without tap platform, underneath glazed, fixings for installation in wooden consoles included					
	420 mm ☒	Ø 420	5,6	21	031942 00 00	363
	Fixing for stone countertops (with the exception of # 046651)		0,2		005028 00 00	25
	Slotted waste for washbasins without overflow					
	chrome	75	0,4		005038 10 00	88
	black matt	75	0,4		005038 46 00	124
Infobox: Measurements of undercounter models represent interior measurements						
	Vanity basin undercounter basin, without overflow, with tap platform, with tap hole, with pre-punched hole for soap dispenser on right side, fixings for installation in wooden consoles included					
	400 mm ● ●	Ø 400	6,7	21	046240 00 00	357
	Slotted waste for washbasins without overflow					
	chrome	50	0,3		005024 10 00	88
	black matt	50	0,3		005024 46 00	124
	Fixing for stone countertops (with the exception of # 046651)		0,2		005028 00 00	25
	Soap dispenser for installation in washbasins with hole for soap dispenser, for washbasin # 044845, 044958, 046240, 045058, 044358, 032050					
	chrome	Ø 30	0,25		009972 10 00	134
Infobox: Measurements of undercounter models represent interior measurements						





Architec Design by Prof. Frank Huster

Description	mm	kg	Qty.	Model-No.	Euro
					White - 00 White (HyG) - 20
 Vanity basin undercounter basin, without overflow, without tap platform, fixings for installation in wooden consoles included					
400 mm ☒	Ø 400	6,5	21	046340 00 00	317
Slotted waste for washbasins without overflow					
chrome	50	0,3		005024 10 00	88
black matt	50	0,3		005024 46 00	124
Fixing for stone countertops (with the exception of # 046651)		0,2		005028 00 00	25
Infobox: Measurements of undercounter models represent interior measurements					
 Vanity basin undercounter basin, with overflow, without tap platform, underneath glazed, fixings for installation in wooden consoles included					
400 mm ☒	Ø 400	6,5	21	046840 00 00	331
Fixing for stone countertops (with the exception of # 046651)		0,2		005028 00 00	25
Push-open waste *** for washbasins with overflow					
chrome		0,4		005052 10 00	83
black matt		0,4		005052 46 00	116
Infobox: In conjunction with pop-up basin waste or push-open valve the flow capacity of max. 7,5l /min./tap should not be exceeded / *** Recommended in conjunction with wall mounted tap fitting, vanity unit and/or consoles / Measurements of undercounter models represent interior measurements					
 Vanity basin undercounter basin, without overflow, without tap platform, underneath glazed, fixings for installation in wooden consoles included					
375 mm ☒	Ø 375	5,5	21	031937 00 00	343
Fixing for stone countertops (with the exception of # 046651)		0,2		005028 00 00	25
Slotted waste for washbasins without overflow					
chrome	75	0,4		005038 10 00	88
black matt	75	0,4		005038 46 00	124
Infobox: Measurements of undercounter models represent interior measurements					





Architec Design by Prof. Frank Huster

	Description	mm	kg	Qty.	Model-No.	Euro
						White - 00 White (HyG) - 20
	Vanity basin undercounter basin, with overflow, without tap platform, underneath glazed, fixings for installation in wooden consoles included					
	325 mm ☒	Ø 325	4,9	42	031932 00 00	311
	275 mm ☒	Ø 275	4,7	42	031927 00 00	276
	Fixing for stone countertops (with the exception of # 046651)		0,2		005028 00 00	25
	Push-open waste *** for washbasins with overflow					
	chrome		0,4		005052 10 00	83
	black matt		0,4		005052 46 00	116
Infobox: In conjunction with pop-up basin waste or push-open valve the flow capacity of max. 7,5l /min./tap should not be exceeded / *** Recommended in conjunction with wall mounted tap fitting, vanity unit and/or consoles / Measurements of undercounter models represent interior measurements						
	Bidet wall mounted ● with overflow, with tap platform Durafix included	365 x 580	20,5	20	253115 00 00	315
	Fixing for wall mounted bidet and wall mounted toilet caps white	Ø 12 x 180	0,2		006500 00 00	28
	Support bracket to be built in (distance 180 mm) Suitable for solid walls for wall mounted bidet and wall mounted toilet				695200 00 00	84
Infobox: Durafix for concealed fixation is included in delivery / If pre-wall carrier not used, the fixing # 006500 is recommended						



Architec Design by Prof. Frank Huster

	Description	mm	kg	Qty.	Model-No.	Euro
						White - 00 White (HyG) - 20
	Toilet wall mounted washdown model, Durafix included, UWL class 1					
	♻️ 4,5 l	365 x 575	23,0	20	254609 00 64	339
	♻️ 4,5 l, with HygieneGlaze	365 x 575	23,0	20	254609 20 64	394
	Fixing for wall mounted bidet and wall mounted toilet					
	caps white	∅ 12 x 180	0,2		006500 00 00	28
	Noise reduction gasket for wall mounted toilet		0,3		005020 00 00	51
	Toilet seat and cover removable, wrap over, hinges stainless steel					
	without soft closure		1,9	126	006961 00 00	130
	with soft closure		1,9	126	006969 00 00	201
Infobox: Durafix for concealed fixation is included in delivery / If pre-wall carrier not used, the fixing # 006500 is recommended / Pre-wall elements with odour extractors are not recommended						
	Toilet wall mounted Duravit Rimless® rimless, washdown model, Durafix included, UWL class 1					
	♻️ 4,5 l	365 x 575	24,1	16	257209 00 00	376
	♻️ 4,5 l, with HygieneGlaze	365 x 575	24,1	16	257209 20 00	431
	Fixing for wall mounted bidet and wall mounted toilet					
	caps white	∅ 12 x 180	0,2		006500 00 00	28
	Noise reduction gasket for wall mounted toilet		0,3		005064 00 00	51
	Toilet seat and cover removable, wrap over, hinges stainless steel					
	without soft closure		1,9	126	006961 00 00	130
	with soft closure		1,9	126	006969 00 00	201
Infobox: Durafix for invisible fixation is included in delivery / If pre-wall carrier not used, the fixing # 006500 is recommended						

Architec Design by Prof. Frank Huster

Description	mm	kg	Qty.	Model-No.	Euro
					White - 00 White (HyG) - 20
 Toilet set wall mounted Duravit Rimless®					
Packaging dimensions 600 x 400 x 400 mm		26,1	12	457209 00 A1	577
Toilet wall mounted Duravit Rimless®, 257209 00 00					
rimless, washdown model, Durafix included, UWL class 1					
♻️ 4,5 l	365 x 575				
Toilet seat and cover, 006969 00 00					
removable, wrap over, hinges stainless steel with soft closure					
Infobox: Durafix for invisible fixation is included in delivery / If pre-wall carrier not used, the fixing # 006500 is recommended					
 Toilet wall mounted					
projection 700 mm, suitable for barrier-free applications, washdown model, UWL class 2					
♻️ 6,0 l	350 x 700	27,8	14	019009 00 00	627
♻️ 6,0 l, with HygieneGlaze	350 x 700	27,8	14	019009 20 00	682
Fixing					
for wall mounted bidet and wall mounted toilet					
caps chrome	∅ 12 x 180	0,2		006500 10 00	30
caps white	∅ 12 x 180	0,2		006500 00 00	28
Noise reduction gasket					
for wall mounted toilet		0,3		005020 00 00	51
 Toilet seat and cover					
with lateral reinforcement and extended hinge shaft, hinges stainless steel without soft closure					
		3,0	126	006281 00 00	184
 Toilet seat ring					
with lateral reinforcement and extended hinge shaft, hinges stainless steel without soft closure					
		1,5	126	006291 00 00	139
Infobox: Barrier-free according to DIN 18040-1 and DIN 18040-2 / If pre-wall carrier not used, the fixing # 006500 is recommended					



Cape Cod Design by Philippe Starck

Description	mm	kg	Qty.	Model-No.	Euro	
					White	- 00
						White/White Satin Matt - 26 White Satin Matt - 32
						
Washbowl without tap platform, without overflow, 550 mm ☒ inside colour White, outside colour White	550 x 400	8,5	24	234755 00 00	515	
inside colour White, outside colour White Satin Matt	550 x 400	8,5	24	234755 26 00		643
inside colour White Satin Matt, outside colour White Satin Matt	550 x 400	8,5	24	234755 32 00		643
Design Siphon *						
chrome		1,5		005036 10 00	193	
black matt		1,5		005036 46 00	220	
Slotted waste for washbasins without overflow						
chrome	50	0,3		005024 10 00	88	
black matt	50	0,3		005024 46 00	124	
Infobox: * When using this siphon please observe outlet height from upper surface of finished floor to centre of outlet in accordance with the technical specification sheet / Made from DuraCeram / recommendation of furniture see from page 674						
						
Washbowl without tap platform, without overflow, 500 mm ☒ inside colour White, outside colour White	500 x 405	6,1	24	233950 00 00	476	
inside colour White, outside colour White Satin Matt	500 x 405	6,1	24	233950 26 00		594
inside colour White Satin Matt, outside colour White Satin Matt	500 x 405	6,1	24	233950 32 00		594
Design Siphon *						
chrome		1,5		005036 10 00	193	
black matt		1,5		005036 46 00	220	
Slotted waste for washbasins without overflow						
chrome	50	0,3		005024 10 00	88	
black matt	50	0,3		005024 46 00	124	
Infobox: * When using this siphon please observe outlet height from upper surface of finished floor to centre of outlet in accordance with the technical specification sheet / Made from DuraCeram / Duravit recommends the following taps for #233950: Duravit C.1 - L #C11030, C.1 - XL #C11040, Hansgrohe Logis 190 #71090000, Axor Starck 10103000 and Grohe EUD Joystick #23428000 / recommendation of furniture see from page 674						





WonderGliss
+ EUR 82 per piece;
Simply add a '1' to the model-no.

Cape Cod Design by Philippe Starck

Description	mm	kg	Qty.	Model-No.	Euro		
					White	- 00	
						White/White Satin Matt - 26 White Satin Matt - 32	
 <p>Washbowl with tap dome, without overflow, 480 mm ●</p>							
	inside colour White, outside colour White	ø 480	7,0	26	232848 00 00	515	
	inside colour White, outside colour White Satin Matt	ø 480	7,0	26	232848 26 00		643
	inside colour White Satin Matt, outside colour White Satin Matt	ø 480	7,0	26	232848 32 00		643
	Design Siphon *						
	chrome		1,5		005036 10 00	193	
black matt		1,5		005036 46 00	220		
Slotted waste							
for washbasins without overflow							
chrome	50	0,3		005024 10 00	88		
black matt	50	0,3		005024 46 00	124		
<p>Infobox: * When using this siphon please observe outlet height from upper surface of finished floor to centre of outlet in accordance with the technical specification sheet / Made from DuraCeram / Duravit recommends the following faucets for #232848: Duravit C.1 - M #C11020002, Grohe Essence New #34294001, Eurodisc Cosmopolitan #23448002, Conetto #23450001, Eurodisc Joy #23427000, Hansgrohe Metris 110 #31080000, Metris 200 #31183000 and Axor Starck 10003000 / recommendation of furniture see from page 674</p>							
 <p>Washbowl with tap dome, without overflow, 460 mm ●</p>							
	inside colour White, outside colour White	460 x 460	8,0	26	234046 00 00	515	
	inside colour White, outside colour White Satin Matt	460 x 460	8,0	26	234046 26 00		643
	inside colour White Satin Matt, outside colour White Satin Matt	460 x 460	8,0	26	234046 32 00		643
	Design Siphon *						
	chrome		1,5		005036 10 00	193	
black matt		1,5		005036 46 00	220		
Slotted waste							
for washbasins without overflow							
chrome	50	0,3		005024 10 00	88		
black matt	50	0,3		005024 46 00	124		
<p>Infobox: * When using this siphon please observe outlet height from upper surface of finished floor to centre of outlet in accordance with the technical specification sheet / Made from DuraCeram / Duravit recommends the following taps for #234046: Duravit C.1 - M #C11020, Hansa #03092273, Hansgrohe Metris 110 #31080000, Metris 200 #31183000, Axor Starck Organic #12011000, Axor Starck #10003000 / recommendation of furniture see from page 674</p>							



Cape Cod Design by Philippe Starck

Description	mm	kg	Qty.	Model-No.	Euro	
					White	- 00
						White/White Satin Matt - 26 White Satin Matt - 32
						
Washbowl without tap platform, without overflow, 430 mm ☒ inside colour White, outside colour White	Ø 430	5,8	24	232843 00 00	473	
inside colour White, outside colour White Satin Matt	Ø 430	5,8	24	232843 26 00		590
inside colour White Satin Matt, outside colour White Satin Matt	Ø 430	5,8	24	232843 32 00		590
Design Siphon *						
chrome		1,5		005036 10 00	193	
black matt		1,5		005036 46 00	220	
Slotted waste for washbasins without overflow						
chrome	50	0,3		005024 10 00	88	
black matt	50	0,3		005024 46 00	124	
Infobox: * When using this siphon please observe outlet height from upper surface of finished floor to centre of outlet in accordance with the technical specification sheet / Made from DuraCeram / recommendation of furniture see from page 674						
						
Washbowl without tap platform, without overflow, 430 mm ☒ inside colour White, outside colour White	430 x 430	7,4	24	234043 00 00	473	
inside colour White, outside colour White Satin Matt	430 x 430	7,4	24	234043 26 00		590
inside colour White Satin Matt, outside colour White Satin Matt	430 x 430	7,4	24	234043 32 00		590
Design Siphon *						
chrome		1,5		005036 10 00	193	
black matt		1,5		005036 46 00	220	
Slotted waste for washbasins without overflow						
chrome	50	0,3		005024 10 00	88	
black matt	50	0,3		005024 46 00	124	
Infobox: * When using this siphon please observe outlet height from upper surface of finished floor to centre of outlet in accordance with the technical specification sheet / Made from DuraCeram / recommendation of furniture see from page 674						








WonderGliss
+ EUR 82 per piece;
Simply add a '1' to the model-no.

Cape Cod Design by Philippe Starck

Description	mm	kg	Qty.	Model-No.	Euro		
					White - 00	White/White Satin Matt - 26 White Satin Matt - 32	
 <p>Washbowl without tap platform, without overflow, 400 mm \otimes inside colour White, outside colour White 400 x 360 4,8 28 232840 00 00 431</p> <p>inside colour White, outside colour White Satin Matt 400 x 360 4,8 28 232840 26 00 538</p> <p>inside colour White Satin Matt, outside colour White Satin Matt 400 x 360 4,8 28 232840 32 00 538</p> <p>Design Siphon * chrome 1,5 005036 10 00 193 black matt 1,5 005036 46 00 220</p> <p>Slotted waste for washbasins without overflow chrome 50 0,3 005024 10 00 88 black matt 50 0,3 005024 46 00 124</p> <p>Infobox: * When using this siphon please observe outlet height from upper surface of finished floor to centre of outlet in accordance with the technical specification sheet / Made from DuraCeram / recommendation of furniture see from page 674</p>							
	 <p>Furniture washbasin without overflow, with tap platform, ceramic covered slotted waste included, for vanity unit # CC9535 700 mm \bullet 700 x 500 14,5 14 233970 00 00 595</p> <p>Design Siphon * chrome 1,5 005036 10 00 193 black matt 1,5 005036 46 00 220</p> <p>Infobox: * When using this siphon please observe outlet height from upper surface of finished floor to centre of outlet in accordance with the technical specification sheet</p>						






Darling New Design by sieger design

	Description	mm	kg	Qty.	Model-No.	Euro	
						White - 00 White (HyG) - 20	
	Washbasin with overflow, with tap platform, underneath glazed						
	650 mm ●	650 x 550	19,0	12	262165 00 00	323	
	550 mm ●	550 x 480	15,3	24	262155 00 00	235	
	Pedestal for # 262165, 262160, 262155	175 x 220	17,0	30	085824 00 00	269	
	Handrinse basin with overflow, with tap platform, underneath glazed						
	470 mm ●	470 x 350	9,7	32	073147 00 00	160	
	Bidet wall mounted ● with overflow, with tap platform Durafix included	370 x 540	20,5	16	224915 00 00	529	
	Fixing for wall mounted bidet and wall mounted toilet caps white	Ø 12 x 180	0,2		006500 00 00	28	
	Support bracket to be built in (distance 180 mm) Suitable for solid walls for wall mounted bidet and wall mounted toilet				695200 00 00	84	
	Infobox: Durafix for invisible fixation is included in delivery / If pre-wall carrier not used, the fixing # 006500 is recommended						
	Bidet wall mounted Compact ● with overflow, with tap platform Durafix included	365 x 485	18,3	20	225615 00 00	544	
	Fixing for wall mounted bidet and wall mounted toilet caps white	Ø 12 x 180	0,2		006500 00 00	28	
	Siphon for bidet with extended outlet pipe chrome	1 1/4"	0,6		005027 00 00	47	
	Support bracket to be built in (distance 180 mm) Suitable for solid walls for wall mounted bidet and wall mounted toilet				695200 00 00	84	
	Infobox: Durafix for invisible fixation is included in delivery / If pre-wall carrier not used, the fixing # 006500 is recommended						









WonderGliss
+ EUR 82 per piece;
Simply add a '1' to the model-no.

Darling New Design by sieger design

	Description	mm	kg	Qty.	Model-No.	Euro
						White - 00 White (HyG) - 20
	Bidet floor standing ●					
	with overflow, with tap platform					
	fixings included	370 x 630	26,5	9	225110 00 00	470
	Siphon for bidet					
	with extended outlet pipe					
	chrome	1 1/4"	0,6		005027 00 00	47
	Toilet wall mounted					
	washdown model, Durafix included, UWL class 1					
	4,5 l	370 x 540	23,3	16	254509 00 00	449
	4,5 l, with HygieneGlaze	370 x 540	23,3	16	254509 20 00	504
	Noise reduction gasket					
	for wall mounted toilet		0,3		005064 00 00	51
	Toilet seat and cover					
	hinges stainless steel					
	without soft closure		2,2	126	006981 00 00	138
	removable, with soft closure		2,3	126	006989 00 00	219
	Fixing					
	for wall mounted bidet and wall mounted toilet					
	caps white	Ø 12 x 180	0,2		006500 00 00	28
Infobox: If pre-wall carrier not used, the fixing # 006500 is recommended / Durafix for invisible fixation is included in delivery						
	Toilet wall mounted Duravit Rimless®					
	rimless, washdown model, Durafix included, UWL class 1					
	4,5 l	370 x 540	23,2	16	255709 00 00	534
	4,5 l, with HygieneGlaze	370 x 540	23,2	16	255709 20 00	589
	Noise reduction gasket					
	for wall mounted toilet		0,3		005064 00 00	51
	Toilet seat and cover					
	hinges stainless steel					
	without soft closure		2,2	126	006981 00 00	138
	removable, with soft closure		2,3	126	006989 00 00	219
	Fixing					
	for wall mounted bidet and wall mounted toilet					
	caps white	Ø 12 x 180	0,2		006500 00 00	28
Infobox: Durafix for invisible fixation is included in delivery / If pre-wall carrier not used, the fixing # 006500 is recommended						




Darling New Design by sieger design

	Description	mm	kg	Qty.	Model-No.	Euro
						White - 00 White (HyG) - 20
	Toilet wall mounted Compact washdown model, Durafix included, UWL class 1					
	4,5 l	360 x 485	19,9	16	254909 00 00	458
	4,5 l, with HygieneGlaze	360 x 485	19,9	16	254909 20 00	513
	Noise reduction gasket for wall mounted toilet		0,3		005020 00 00	51
	Toilet seat and cover hinges stainless steel					
	without soft closure		2,2	126	006981 00 00	138
	removable, with soft closure		2,3	126	006989 00 00	219
	Fixing for wall mounted bidet and wall mounted toilet					
	caps white	Ø 12 x 180	0,2		006500 00 00	28
Infobox: Durafix for invisible fixation is included in delivery / If pre-wall carrier not used, the fixing # 006500 is recommended						
	Toilet wall mounted washdown model, Durafix included, UWL class 1					
	4,5 l	370 x 625	27,4	12	254409 00 00	529
	4,5 l, with HygieneGlaze	370 x 625	27,4	12	254409 20 00	584
	Noise reduction gasket for wall mounted toilet		0,3		005064 00 00	51
	Toilet seat and cover elongated, hinges stainless steel					
	without soft closure		2,0	140	006332 00 00	125
	removable, with soft closure		2,0	140	006339 00 00	203
	Fixing for wall mounted bidet and wall mounted toilet					
	caps white	Ø 12 x 180	0,2		006500 00 00	28
Infobox: If pre-wall carrier not used, the fixing # 006500 is recommended / Durafix for invisible fixation is included in delivery						
	Toilet floor standing back to wall, washdown model, fixings included, horizontal outlet, UWL class 1					
	4,5 l	370 x 570	27,6	12	213909 00 00	476
	4,5 l, with HygieneGlaze	370 x 570	27,6	12	213909 20 00	531
	Toilet seat and cover hinges stainless steel					
	without soft closure		2,2	126	006981 00 00	138
	removable, with soft closure		2,3	126	006989 00 00	219





WonderGliss
+ EUR 82 per piece;
Simply add a '1' to the model-no.

Darling New Design by sieger design

	Description	mm	kg	Qty.	Model-No.	Euro	
						White - 00 White (HyG) - 20	
	Toilet close-coupled (without cistern), washdown model, Outlet for Vario connector set, for horizontal and vertical outlet, length adjustable from 70 - 150 mm, and vario connecting bend, vertical outlet from 160 - 190 mm, fixings included, UWL class 1						
	♻️ 4,5 l	370 x 630	30,0	9	213809 00 00	551	
	♻️ 4,5 l, with HygieneGlaze	370 x 630	30,0	9	213809 20 00	606	
	Vario connector set for horizontal and vertical outlet, length adjustable incl. excenter	∅ 110	1,5		001422 00 00	85	
	Vario connecting bend for vertical outlet	∅ 90	0,9		899025 00 00	71	
	Cistern with Dual Flush mechanism, chrome, UWL class 2, for side supply						
	♻️ 6/3 l	405 x 160	13,9	27	093100 00 05	417	
	♻️ 4,5/3 l	405 x 160	13,9	27	093100 00 85	417	
	for bottom left supply						
	♻️ 6/3 l	405 x 160	13,9	27	093110 00 05	417	
♻️ 4,5/3 l	405 x 160	13,9	27	093110 00 85	417		
	Conversion set for back supply chrome		0,5		007504 10 00	36	
	Toilet seat and cover hinges stainless steel without soft closure			2,2	126	006981 00 00	138
	removable, with soft closure			2,3	126	006989 00 00	219




Darling New Design by sieger design

Description	mm	kg	Qty.	Model-No.	Euro
					White - 00 White (HyG) - 20
 One-piece toilet US-version, back to wall, elongated with syphonic jet action, 305 mm/12" rough-in, with Single Flush piston valve, top flush, vertical outlet					
● 1,28 gpf (4,8 lpf)	405 x 715	48,3	8	212301 00 05	672
● 1,28 gpf (4,8 lpf), with HygieneGlaze	405 x 715	48,3	8	212301 20 05	727
Mounting set for One-piece and Two-piece toilets					
520 mm, 1/2", ASIA-version		0,48		001416 00 00	58
Mounting set for One-piece and Two-piece toilets, Outflow 3/8" - external thread, Wall Connection 1/2" - internal thread					
450 mm, 1/2", US-version		0,48		001417 00 00	77
 Toilet seat and cover elongated, hinges stainless steel					
without soft closure		2,0	140	006332 00 00	125
removable, with soft closure		2,0	140	006339 00 00	203
Infobox: The mounting set is optional for installation					









WonderGliss
+ EUR 82 per piece;
Simply add a '1' to the model-no.








Darling New Design by sieger design

	Description	mm	kg	Qty.	Model-No.	Euro	
						White - 00 White (HyG) - 20	
	Two-piece toilet (without cistern), US-version, elongated with syphonic jet action, 305 mm/12" rough-in, vertical outlet						
	💧 1,28 gpf (4,8 lpf)	370 x 700	35,5	12	212601 00 00	362	
	💧 1,28 gpf (4,8 lpf), with HygieneGlaze	370 x 700	35,5	12	212601 20 00	417	
	Mounting set for One-piece and Two-piece toilets						
	520 mm, 1/2", ASIA-version		0,48		001416 00 00	58	
	Mounting set for One-piece and Two-piece toilets, Outflow 3/8" - external thread, Wall Connection 1/2" - internal thread						
	450 mm, 1/2", US-version		0,48		001417 00 00	77	
	Cistern with Single Flush piston valve, top flush, bottom left supply						
	💧 1,28 gpf (4,8 lpf)	405 x 170	13,5	40	093120 00 05	206	
	Toilet seat and cover elongated, hinges stainless steel						
	without soft closure			2,0	140	006332 00 00	125
	removable, with soft closure			2,0	140	006339 00 00	203
<div style="border: 1px solid black; padding: 5px;"> Infobox: The mounting set is optional for installation </div>							







D-Code Design by sieger design

	Description	mm	kg	Qty.	Model-No.	Euro
						White - 00 White (HyG) - 20
	Washbasin with overflow, with tap platform, underneath glazed					
	650 mm ●	650 x 500	21,6	18	231065 00 002	93
	600 mm ●	600 x 460	17,8	21	231060 00 002	83
	550 mm ●	550 x 430	16,1	24	231055 00 002	82
	Pedestal for # 231065, 231060, 231055, 034265, 034285, 034210, 034812			10,4 35	086327 00 002	52
	Siphon cover fixings included, for # 231065, 231060, 231055, 034265, 034285, 034210, 034812			5,5 40	085718 00 002	85
	Washbasin Med without overflow, with tap platform, underneath glazed, wall mounted					
	650 mm ●	650 x 500	21,6	21	231165 00 002	105
	650 mm ☒	650 x 500	21,6	21	231165 00 702	105
	600 mm ●	600 x 460	17,8	21	231160 00 002	98
	600 mm ☒	600 x 460	17,8	21	231160 00 702	98
	550 mm ●	550 x 430	16,1	24	231155 00 002	93
	550 mm ☒	550 x 430	16,1	24	231155 00 702	93
	Washbasin with overflow, with tap platform, underneath glazed	600 x 555	18,6	12	231260 00 002	106
Infobox: Barrier-free according to DIN 18040-1 and DIN 18040-2						
	Washbasin Med without overflow, with tap platform, underneath glazed	600 x 555	18,6	12	231360 00 002	106
	600 mm ☒	600 x 555	18,6	12	231360 00 702	106
Infobox: Barrier-free according to DIN 18040-1 and DIN 18040-2						







D-Code Design by sieger design

	Description	mm	kg	Qty.	Model-No.	Euro
						White - 00 White (HyG) - 20
	Handrinse basin with overflow, with tap platform, underneath glazed, 500 mm					
	without tap hole ☒	500 x 220	7,0	40	070650 00 002	83
	tap hole on right side ●	500 x 220	7,0	40	070650 00 082	83
	tap hole on left side ●	500 x 220	7,0	40	070650 00 092	83
	Infobox: Mandatory in combination with a bottle trap					
	Handrinse basin with overflow, with tap platform, underneath glazed 450 mm ●	450 x 340	10,2	36	070545 00 002	71
	Siphon cover fixings included for # 070545	215 x 225	4,6	60	085717 00 002	85
	Handrinse basin Med without overflow, with tap platform, underneath glazed 450 mm ●	450 x 340	10,2	36	070745 00 002	82
	450 mm ☒	450 x 340	10,2	36	070745 00 702	82
	Handrinse basin with overflow, with tap platform, underneath glazed, 360 mm					
	without tap hole ☒	360 x 270	5,5	42	070536 00 002	73
	tap hole on right side ●	360 x 270	5,5	42	070536 00 082	73
	tap hole on left side ●	360 x 270	5,5	42	070536 00 092	73
	Infobox: Mandatory in combination with a bottle trap					
	Vanity basin countertop basin, with overflow, with tap platform 545 mm ●	545 x 435	11,4	32	033754 00 00	130
	Semi-recessed washbasin with overflow, with tap platform, fixings for installation in wooden consoles included 550 mm ●	550 x 440	14,5	28	033955 00 00	104






D-Code Design by sieger design

	Description	mm	kg	Qty.	Model-No.	Euro
						White - 00 White (HyG) - 20
	Vanity basin undercounter basin, with overflow, without tap platform, fixings for installation in wooden consoles included					
	560 mm ☒	560 x 400	9,4	28	033856 00 00	147
	Fixing for stone countertops (with the exception of # 046651)		0,2		005028 00 00	25
Infobox: Measurements of undercounter models represent interior measurements						
	Vanity basin undercounter basin, with overflow, without tap platform, fixings for installation in wooden consoles included					
	495 mm ☒	495 x 290	10,0	32	033849 00 00	142
	Fixing for stone countertops (with the exception of # 046651)		0,2		005028 00 00	25
Infobox: Measurements of undercounter models represent interior measurements						
	Double washbasin, double furniture washbasin with overflow, with tap platform, underneath glazed					
	1200 mm ●	1200 x 490	36,1	12	034812 00 002	903
	Space saving siphon White	1 1/4"	0,4		005076 00 00	60
	Pedestal for # 231065, 231060, 231055, 034265, 034285, 034210, 034812		10,4	35	086327 00 002	52
	Siphon cover fixings included, for # 231065, 231060, 231055, 034265, 034285, 034210, 034812		5,5	40	085718 00 002	85
	Towel rail square tube 14 mm, for washbasin # 045412, 034812, 235012					
	chrome	1150	0,8		003033 10 00	244
Infobox: For mounting ceramics larger than 1200mm two sets of fixings #6951000000 are required / Space saving siphon is recommended for vanity units / recommendation of furniture see from page 674						









D-Code Design by sieger design

	Description	mm	kg	Qty.	Model-No.	Euro
						White - 00 White (HyG) - 20
	Washbasin, furniture washbasin with overflow, with tap platform, underneath glazed					
	1050 mm ●	1050 x 480	30,5	8	034210 00 002	572
	850 mm ●	850 x 480	25,0	8	034285 00 002	426
	650 mm ●	650 x 485	20,1	18	034265 00 002	370
	Space saving siphon					
	White	1 1/4"	0,4		005076 00 00	60
	Pedestal for # 231065, 231060, 231055, 034265, 034285, 034210, 034812		10,4	35	086327 00 002	52
	Siphon cover fixings included, for # 231065, 231060, 231055, 034265, 034285, 034210, 034812		5,5	40	085718 00 002	85
	Towel rail square tube 14 mm, chrome					
	for washbasin # 032910, 034210	1009	0,6		003035 10 00	229
	for washbasin # 032985, 034285, 035285	808	0,5		003036 10 00	212
	for washbasin # 034265	604	0,4		003032 10 00	189
Infobox: Space saving siphon is recommended for vanity units / recommendation of furniture see from page 674						
	Washbasin Med without overflow, with tap platform					
	850 mm ☒	850 x 480	25,0	8	035285 00 702	485
	850 mm ●	850 x 480	25,0	8	035285 00 002	485
	Towel rail square tube 14 mm, chrome					
	for washbasin # 032985, 034285, 035285	808	0,5		003036 10 00	212






D-Code Design by sieger design

	Description	mm	kg	Qty.	Model-No.	Euro
						White - 00 White (HyG) - 20
	Bidet wall mounted ● with overflow with tap platform	355 x 545	17,4	20	225715 00 002	177
	Fixing for wall mounted bidet and wall mounted toilet					
	caps chrome	Ø 12 x 180	0,2		006500 10 00	30
	caps white	Ø 12 x 180	0,2		006500 00 00	28
	Support bracket to be built in (distance 180 mm) Suitable for solid walls for wall mounted bidet and wall mounted toilet				695200 00 00	84
	Infobox: If pre-wall carrier not used, the fixing # 006500 is recommended					
	Bidet wall mounted Compact ● with overflow with tap platform	350 x 480	15,8	20	223715 00 002	196
	Fixing for wall mounted bidet and wall mounted toilet					
	caps chrome	Ø 12 x 180	0,2		006500 10 00	30
	caps white	Ø 12 x 180	0,2		006500 00 00	28
	Support bracket to be built in (distance 180 mm) Suitable for solid walls for wall mounted bidet and wall mounted toilet				695200 00 00	84
	Infobox: If pre-wall carrier not used, the fixing # 006500 is recommended					
	Bidet floor standing ● with overflow, with tap platform fixings included	355 x 525	18,0	20	223710 00 002	137
	Bidet floor standing ● with overflow, with tap platform fixings included	350 x 540	16,7	20	223810 00 002	104
	Bidet floor standing ● back to wall, with overflow, with tap platform fixings included	360 x 560	20,5	20	224110 00 002	134





D-Code Design by sieger design

	Description	mm	kg	Qty.	Model-No.	Euro
						White - 00 White (HyG) - 20
	Toilet wall mounted washdown model, UWL class 1					
	4,5 l	355 x 545	20,0	20	253509 00 002	142
	4,5 l, with HygieneGlaze	355 x 545	20,0	20	253509 20 002	197
	Noise reduction gasket for wall mounted toilet			0,3	005020 00 00	51
	Toilet seat and cover hinges stainless steel					
	without soft closure			1,9	006731 00 00	50
	hinges plastic					
	with soft closure			1,9	006739 00 00	102
	Fixing for wall mounted bidet and wall mounted toilet					
	caps white	Ø 12 x 180	0,2		006500 00 00	28
	caps chrome	Ø 12 x 180	0,2		006500 10 00	30
Infobox: If pre-wall carrier not used, the fixing # 006500 is recommended						
	Toilet set wall mounted Packaging dimensions 570 x 400 x 445 mm			22,4	16	453519 00 A1
	Toilet wall mounted, 253509 00 00 washdown model, UWL class 1					
	4,5 l	355 x 545				
	Toilet seat and cover, 006731 00 00 hinges stainless steel					
	without soft closure					
Infobox: If pre-wall carrier not used, the fixing # 006500 is recommended						
	Toilet set wall mounted Packaging dimensions 570 x 400 x 445 mm			22,6	16	453509 00 A1
	Toilet wall mounted, 253509 00 00 washdown model, UWL class 1					
	4,5 l	355 x 545				244
	Toilet seat and cover, 006739 00 00 hinges plastic					
	with soft closure					
Infobox: If pre-wall carrier not used, the fixing # 006500 is recommended						








D-Code Design by sieger design

	Description	mm	kg	Qty.	Model-No.	Euro
						White - 00 White (HyG) - 20
	Toilet wall mounted Duravit Rimless® rimless, washdown model, UWL class 1					
	♻️ 4,5 l	355 x 545	24,3	20	257009 00 002	179
	♻️ 4,5 l, with HygieneGlaze	355 x 545	24,3	20	257009 20 002	234
	Noise reduction gasket for wall mounted toilet		0,3		005020 00 00	51
	Toilet seat and cover hinges stainless steel					
	without soft closure		1,9	126	006731 00 00	50
	hinges plastic					
	with soft closure		1,9	126	006739 00 00	102
	Fixing for wall mounted bidet and wall mounted toilet					
	caps white	Ø 12 x 180	0,2		006500 00 00	28
	caps chrome	Ø 12 x 180	0,2		006500 10 00	30
Infobox: If pre-wall carrier not used, the fixing # 006500 is recommended						
	Toilet set wall mounted Duravit Rimless® Packaging dimensions					
	565 x 400 x 450 mm		27,0	12	457009 00 A1	281
	Toilet wall mounted Duravit Rimless®, 257009 00 00 rimless, washdown model, UWL class 1					
	♻️ 4,5 l	355 x 545				
	Toilet seat and cover, 006739 00 00 hinges plastic with soft closure					
Infobox: If pre-wall carrier not used, the fixing # 006500 is recommended						









D-Code Design by sieger design

	Description	mm	kg	Qty.	Model-No.	Euro
						White - 00 White (HyG) - 20
	Toilet wall mounted Basic washdown model, UWL class 2					
	6,0 l	355 x 560	15,0	24	018409 00 00	138
	6,0 l, with HygieneGlaze	355 x 560	15,0	24	018409 20 00	193
	Fixing for wall mounted bidet and wall mounted toilet					
	caps chrome	Ø 12 x 180	0,2		006500 10 00	30
	caps white	Ø 12 x 180	0,2		006500 00 00	28
	Noise reduction gasket for wall mounted toilet		0,3		005020 00 00	51
	Toilet seat and cover hinges plastic					
	without soft closure		2,0	126	006630 00 00	70
	hinges stainless steel					
	without soft closure		2,6	126	006361 00 00	77
	with soft closure		2,5	120	006419 00 96	122
Infobox: If pre-wall carrier not used, the fixing # 006500 is recommended / Optionally available with a standard seat and cover						
	Toilet wall mounted washout model, UWL class 2					
	6,0 l	355 x 540	18,2	20	221009 00 002	216
	6,0 l, with HygieneGlaze	355 x 540	18,2	20	221009 20 002	271
	Fixing for wall mounted bidet and wall mounted toilet					
	caps chrome	Ø 12 x 180	0,2		006500 10 00	30
	caps white	Ø 12 x 180	0,2		006500 00 00	28
	Toilet seat and cover hinges stainless steel					
	without soft closure		1,9	126	006731 00 00	50
	hinges plastic					
	with soft closure		1,9	126	006739 00 00	102
Infobox: If pre-wall carrier not used, the fixing # 006500 is recommended						







D-Code Design by sieger design

	Description	mm	kg	Qty.	Model-No.	Euro
						White - 00 White (HyG) - 20
	Toilet wall mounted Compact washdown model, UWL class 2					
	6,0 l	350 x 480	13,8	20	221109 00 002	177
	6,0 l, with HygieneGlaze	350 x 480	13,8	20	221109 20 002	232
	Fixing for wall mounted bidet and wall mounted toilet					
	caps chrome	Ø 12 x 180	0,2		006500 10 00	30
	caps white	Ø 12 x 180	0,2		006500 00 00	28
	Toilet seat and cover hinges stainless steel					
	without soft closure			1,9 126	006731 00 99	50
	hinges plastic					
	with soft closure			1,9 126	006739 00 99	102
Infobox: If pre-wall carrier not used, the fixing # 006500 is recommended						
	Toilet wall mounted washdown model, suitable for barrier-free appli- cations, projection 700 mm, UWL class 1					
	4,5 l	360 x 700	28,3	9	222809 00 002	370
	4,5 l, with HygieneGlaze	360 x 700	28,3	9	222809 20 002	425
	Fixing for wall mounted bidet and wall mounted toilet					
	caps chrome	Ø 12 x 180	0,2		006500 10 00	30
	caps white	Ø 12 x 180	0,2		006500 00 00	28
	Toilet seat and cover elongated, with lateral reinforcement and extended hinge shaft, hinges stainless steel					
	without soft closure			2,1 108	006041 00 00	149
	Toilet seat and cover elongated, hinges stainless steel					
	without soft closure			2,1 108	006031 00 00	81
	removable, with soft closure			2,1 108	006039 00 00	130
	Toilet seat ring elongated, hinges stainless steel					
	without soft closure			1,0 108	006071 00 00	60
	Toilet seat ring without soft closure, elongated, with lateral reinforcement and extended hinge shaft					
	hinges stainless steel			1,1 108	006091 00 00	116
Infobox: Barrier-free according to DIN 18040-1 and DIN 18040-2 / If pre-wall carrier not used, the fixing # 006500 is recommended						







D-Code Design by sieger design

	Description	mm	kg	Qty.	Model-No.	Euro
						White - 00 White (HyG) - 20
	Toilet floor standing for independent water supply, washdown model, fixings included, horizontal outlet, UWL class 2					
	♻️ 6,0 l	350 x 480	15,4	16	210809 00 002	100
	♻️ 6,0 l, with HygieneGlaze	350 x 480	15,4	16	210809 20 002	155
	Toilet seat and cover hinges stainless steel					
	without soft closure		1,9	126	006731 00 00	50
	hinges plastic					
	with soft closure		1,9	126	006739 00 00	102
	Toilet floor standing for independent water supply, washout model, fixings included, horizontal outlet, UWL class 2					
	♻️ 6,0 l	350 x 480	15,9	16	210909 00 002	104
	♻️ 6,0 l, with HygieneGlaze	350 x 480	15,9	16	210909 20 002	159
	Toilet seat and cover hinges stainless steel					
	without soft closure		1,9	126	006731 00 00	50
	hinges plastic					
	with soft closure		1,9	126	006739 00 00	102
	Toilet floor standing for independent water supply, washdown model, fixings included, vertical outlet, UWL class 2					
	♻️ 6,0 l	350 x 530	21,7	20	211001 00 002	125
	♻️ 6,0 l, with HygieneGlaze	350 x 530	21,7	20	211001 20 002	180
	Toilet seat and cover hinges stainless steel					
	without soft closure		1,9	126	006731 00 00	50
	hinges plastic					
	with soft closure		1,9	126	006739 00 00	102
	Toilet floor standing back to wall, for independent water supply, washdown model, fixings included, horizontal outlet, UWL class 2					
	♻️ 6,0 l	355 x 560	22,0	20	211509 00 002	166
	♻️ 6,0 l, with HygieneGlaze	355 x 560	22,0	20	211509 20 002	221
	Toilet seat and cover hinges plastic					
	with soft closure		1,9	126	006739 00 00	102
	hinges stainless steel					
	without soft closure		1,9	126	006731 00 00	50



D-Code Design by sieger design

	Description	mm	kg	Qty.	Model-No.	Euro
						White - 00 White (HyG) - 20
	Toilet close-coupled					
	washdown model, (without cistern), fixings included, vertical outlet, UWL class 2					
	6,0 l	355 x 650	22,0	12	211101 00 002	134
	6,0 l, with HygieneGlaze	355 x 650	22,0	12	211101 20 002	189
	Cistern					
	with Dual Flush mechanism, chrome, UWL class 2, 6/3 l					
	bottom left supply	385 x 170	12,5	48	092710 00 04	126
	for side supply	385 x 170	12,5	48	092700 00 04	126
	Conversion set					
	chrome, for back supply		0,2		007508 10 00	34
	Toilet seat and cover					
	hinges stainless steel without soft closure			1,9	006731 00 00	50
	hinges plastic with soft closure			1,9	006739 00 00	102
	Toilet close-coupled					
	washdown model, (without cistern), fixings included, horizontal outlet, UWL class 2					
	6,0 l	355 x 650	18,6	12	211109 00 002	134
	6,0 l, with HygieneGlaze	355 x 650	18,6	12	211109 20 002	189
	Cistern					
	with Dual Flush mechanism, chrome, UWL class 2, 6/3 l					
	for side supply	385 x 170	12,5	48	092700 00 04	126
	bottom left supply	385 x 170	12,5	48	092710 00 04	126
	Conversion set					
	chrome, for back supply		0,2		007508 10 00	34
	Toilet seat and cover					
	hinges stainless steel without soft closure			1,9	006731 00 00	50
	hinges plastic with soft closure			1,9	006739 00 00	102




D-Code Design by sieger design

	Description	mm	kg	Qty.	Model-No.	Euro
						White - 00 White (HyG) - 20
	Toilet close-coupled AUS-Version, washdown model, (without cistern), fixings included, vertical outlet					
	4,5 l	355 x 650	22,7	12	211401 00 642	104
	4,5 l, with HygieneGlaze	355 x 650	22,7	12	211401 20 642	159
	Cistern with Dual Flush mechanism, chrome, UWL class 2, 6/3 l					
	for side supply	385 x 170	12,5	48	092700 00 04	126
	bottom left supply	385 x 170	12,5	48	092710 00 04	126
	Conversion set chrome, for back supply		0,2		007508 10 00	34
	Toilet seat and cover hinges plastic					
	with soft closure		1,9	126	006739 00 00	102
	hinges stainless steel without soft closure		1,9	126	006731 00 00	50
	Toilet close-coupled washdown model, (without cistern), Outlet for Vario connector set, for horizontal and vertical outlet, length adjustable from 70 - 185 mm, and vario connecting bend, vertical outlet from 155 - 235 mm, fixings included, UWL class 2					
	6,0 l	355 x 650	24,5	12	211809 00 002	254
	6,0 l, with HygieneGlaze	355 x 650	24,5	12	211809 20 002	309
	Vario connector set for horizontal and vertical outlet, length adjustable incl. excenter	Ø 110	1,5		001422 00 00	85
	Vario connecting bend for vertical outlet	Ø 90	0,9		899025 00 00	71
	Cistern with Dual Flush mechanism, chrome, UWL class 2, 6/3 l					
	for side supply	385 x 170	12,5	48	094000 00 04	126
	for bottom left supply	385 x 170	12,5	48	094010 00 04	126
	Conversion set chrome, for back supply		0,2		007508 10 00	34
	Toilet seat and cover hinges stainless steel without soft closure		1,9	126	006731 00 00	50
	hinges plastic with soft closure		1,9	126	006739 00 00	102

D-Code Design by sieger design







	Description	mm	kg	Qty.	Model-No.	Euro
						White - 00 White (HyG) - 20
	One-piece toilet					
	US-version, elongated with syphonic jet action, 305 mm/12" rough-in, vertical outlet, with Single Flush mechanism with side lever left					
	♻️ 1,28 gpf (4,8 lpf)	395 x 735	39,5	8	011301 00 01	416
	♻️ 1,28 gpf (4,8 lpf), with HygieneGlaze	395 x 735	39,5	8	011301 20 01	471
	Mounting set					
	for One-piece and Two-piece toilets, Outflow 3/8" - external thread, Wall Connection 1/2" - internal thread					
	380 mm, 1/2", US-version		0,48		001431 00 00	77
	Mounting set					
	for One-piece and Two-piece toilets					
	400 mm, 1/2", 1/2", ASIA-version		0,48		001418 00 96	58
	Toilet seat and cover					
	elongated, hinges stainless steel					
	without soft closure		2,1	126	006741 00 00	63
	removable, with soft closure		1,8	120	006209 00 96	82
Infobox: The mounting set is optional for installation						

D-Code Design by sieger design


	Description	mm	kg	Qty.	Model-No.	Euro
						White - 00 White (HyG) - 20
	Two-piece toilet (without cistern), US-version, elongated with syphonic jet action, 305 mm/12" rough-in, vertical outlet					
	💧 1,28 gpf (4,8 lpf)	350 x 685	26,2	12	011701 00 62	181
	💧 1,28 gpf (4,8 lpf), with HygieneGlaze	350 x 685	26,2	12	011701 20 62	236
	Mounting set for One-piece and Two-piece toilets, Outflow 3/8" - external thread, Wall Connection 1/2" - internal thread					
	380 mm, 1/2", US-version		0,48		001431 00 00	77
	Mounting set for One-piece and Two-piece toilets					
	400 mm, 1/2", 1/2", ASIA-version		0,48		001418 00 96	58
	Cistern with Single Flush mechanism, with side lever, 3"/80 mm flapper valve, bottom left supply					
	💧 1,28 gpf (4,8 lpf)	390 x 170	12,0	40	092720 00 02	118
	Toilet seat and cover elongated, hinges stainless steel					
	without soft closure		2,1	126	006741 00 00	63
	removable, with soft closure		1,8	120	006209 00 96	82

Infobox: The mounting set is optional for installation


D-Code Design by sieger design

	Description	mm	kg	Qty.	Model-No.	Euro
						White - 00 White (HyG) - 20
	Urinal concealed inlet, rimless, for 1/2" connection, includes jet nozzle, inlet-set, waste, bottle trap Ø 32 mm and fixings					
	model without fly	305 x 290	14,6	20	082930 00 00	313
	model with fly 	305 x 290	14,6	20	082930 00 07	343
	with HygieneGlaze					
	model without fly	305 x 290	14,6	20	082930 20 00	368
	model with fly 	305 x 290	14,6	20	082930 20 07	398
Infobox: In combination with adjustable in-wall flushometers / When using GEBERIT pre-wall carriers model range Duofix # 111.616 / Kombifix # 457.611 / GIS # 461.621, mandatory in combination with inlet adapter # 242.042.00.1 for 1/2" inlet connection						
	Urinal visible inlet, rimless, includes jet nozzle, inlet-set, waste, bottle trap Ø 32 mm and fixings					
	model without fly	305 x 290	14,6	20	082830 00 00	313
	model with fly 	305 x 290	14,6	20	082830 00 07	343
	with HygieneGlaze					
	model without fly	305 x 290	14,6	20	082830 20 00	368
	model with fly 	305 x 290	14,6	20	082830 20 07	398
Infobox: For flushometers with a distance of 50 mm from wall to center flush pipe / In combination with adjustable flushometers without ventilation						


D-Neo Design by Bertrand Lejoly

Description	mm	kg	Qty.	Model-No.	Euro
					White - 00 White (HyG) - 20
 Washbasin with overflow, with tap platform, underneath glazed					
650 mm ●	650 x 440	19,6	18	236665 00 00	153
650 mm ☒	650 x 440	19,6	18	236665 00 60	153
600 mm ●	600 x 440	17,8	15	236660 00 00	138
600 mm ☒	600 x 440	17,8	15	236660 00 60	138
550 mm ●	550 x 440	15,8	24	236655 00 00	132
550 mm ☒	550 x 440	15,8	24	236655 00 60	132
Design Siphon *					
chrome		1,5		005036 10 00	193
black matt		1,5		005036 46 00	220

Infobox: * When using this siphon please observe outlet height from upper surface of finished floor to centre of outlet in accordance with the technical specification sheet





 Handrinse basin without overflow, with tap platform, underneath glazed					
450 mm ●	450 x 335	9,8	36	073845 00 41	89
450 mm ☒	450 x 335	9,8	36	073845 00 70	89
Slotted waste for washbasins without overflow					
chrome	50	0,3		005024 10 00	88
black matt	50	0,3		005024 46 00	124

Infobox: Mandatory in combination with a bottle trap inclusive extended pipe

 Handrinse basin without overflow, with tap platform, tap hole on right side, fixings included, underneath glazed					
400 mm ●	400 x 220	7,5	48	073940 00 41	133
Slotted waste for washbasins without overflow					
chrome	50	0,3		005024 10 00	88
black matt	50	0,3		005024 46 00	124

Infobox: Mandatory in combination with a bottle trap inclusive extended pipe


D-Neo Design by Bertrand Lejoly

	Description	mm	kg	Qty.	Model-No.	Euro
						White - 00 White (HyG) - 20
	Washbowl without overflow, without tap platform, fixings included					
	600 mm ☒	600 x 400	11,0	24	237260 00 70	260
	Design Siphon *					
	chrome		1,5		005036 10 00	193
	black matt		1,5		005036 46 00	220
	Slotted waste for washbasins without overflow					
	chrome	50	0,3		005024 10 00	88
	black matt	50	0,3		005024 46 00	124
Infobox: * When using this siphon please observe outlet height from upper surface of finished floor to centre of outlet in accordance with the technical specification sheet / recommendation of furniture see from page 674 / When using this siphon in black matt, please see recommendation of black matt accessoires from page 261						
	Washbowl without overflow, without tap platform, fixings included					
	400 mm ☒	400 x 400	7,3	39	237140 00 70	229
	Design Siphon *					
	chrome		1,5		005036 10 00	193
	black matt		1,5		005036 46 00	220
	Slotted waste for washbasins without overflow					
	chrome	50	0,3		005024 10 00	88
	black matt	50	0,3		005024 46 00	124
Infobox: * When using this siphon please observe outlet height from upper surface of finished floor to centre of outlet in accordance with the technical specification sheet / recommendation of furniture see from page 674 / When using this siphon in black matt, please see recommendation of black matt accessoires from page 261						
	Vanity basin countertop basin, with overflow, with tap platform					
	600 mm ●	600 x 435	11,1	18	035760 00 27	215
Infobox: recommendation of furniture see from page 674						
	Vanity basin countertop basin, without overflow, without tap platform					
	600 mm ☒	600 x 435	9,3	18	035860 00 79	260
	Slotted waste for washbasins without overflow					
	chrome	50	0,3		005024 10 00	88
	black matt	50	0,3		005024 46 00	124
Infobox: recommendation of furniture see from page 674						



WonderGliss
+ EUR 82 per piece;
Simply add a '1' to the model-no.

D-Neo Design by Bertrand Lejoly

Description	mm	kg	Qty.	Model-No.	Euro
					White - 00 White (HyG) - 20
 Washbasin, furniture washbasin with overflow, with tap platform, underneath glazed					
1005 mm ●	1005 x 480	27,0	8	236710 00 00	444
1005 mm ☒	1005 x 480	27,0	8	236710 00 60	444
800 mm ●	800 x 480	22,0	8	236780 00 00	321
800 mm ☒	800 x 480	22,0	8	236780 00 60	321
650 mm ●	650 x 480	20,0	18	236765 00 00	260
650 mm ☒	650 x 480	20,0	18	236765 00 60	260
Siphon for washbasin with outlet pipe 300 mm					
chrome	1 1/4"	0,6		005026 00 00	46
Design Siphon *					
chrome		1,5		005036 10 00	193
black matt		1,5		005036 46 00	220
Push-open waste *** for washbasins with overflow					
chrome		0,4		005052 10 00	83
black matt		0,4		005052 46 00	116
Infobox: * When using this siphon please observe outlet height from upper surface of finished floor to centre of outlet in accordance with the technical specification sheet / In conjunction with pop-up basin waste or push-open valve the flow capacity of max. 7,5l /min./tap should not be exceeded / recommendation of furniture see from page 674 / *** Recommended in conjunction with wall mounted tap fitting, vanity unit and/or consoles					


Washbasin, furniture washbasin asymmetric

with overflow,
with tap platform,
underneath glazed,
bowl on left side

800 mm ●	800 x 480	27,0	8	236980 00 00	382
800 mm ☒	800 x 480	27,0	8	236980 00 60	382

Siphon for washbasin
with outlet pipe 300 mm

chrome	1 1/4"	0,6		005026 00 00	46
--------	--------	-----	--	---------------------	----

Design Siphon *

chrome		1,5		005036 10 00	193
black matt		1,5		005036 46 00	220




Push-open waste ***

for washbasins with overflow

chrome		0,4		005052 10 00	83
black matt		0,4		005052 46 00	116

Infobox: * When using this siphon please observe outlet height from upper surface of finished floor to centre of outlet in accordance with the technical specification sheet / recommendation of furniture see from page 674 / In conjunction with pop-up basin waste or push-open valve the flow capacity of max. 7,5l /min./tap should not be exceeded / *** Recommended in conjunction with wall mounted tap fitting, vanity unit and/or consoles

D-Neo Design by Bertrand Lejoly

	Description	mm	kg	Qty.	Model-No.	Euro	
	Washbasin, furniture washbasin asymmetric with overflow, with tap platform, underneath glazed, bowl on right side					White - 00 White (HyG) - 20	
	800 mm ●	800 x 480	27,0	8	237080 00 00	382	
	800 mm ☒	800 x 480	27,0	8	237080 00 60	382	
	Siphon for washbasin with outlet pipe 300 mm						
	chrome	1 1/4"	0,6		005026 00 00	46	
	Design Siphon *						
	chrome		1,5		005036 10 00	193	
	black matt		1,5		005036 46 00	220	
	Push-open waste *** for washbasins with overflow						
	chrome		0,4		005052 10 00	83	
black matt		0,4		005052 46 00	116		
Infobox: * When using this siphon please observe outlet height from upper surface of finished floor to centre of outlet in accordance with the technical specification sheet / recommendation of furniture see from page 674 / In conjunction with pop-up basin waste or push-open valve the flow capacity of max. 7,5l /min./tap should not be exceeded / *** Recommended in conjunction with wall mounted tap fitting, vanity unit and/or consoles							
	Bidet wall mounted ● with overflow, with tap platform						
	Durafix included	370 x 540	20,7	20	229415 00 00	271	
	Fixing for wall mounted bidet and wall mounted toilet						
	caps chrome	∅ 12 x 180	0,2		006500 10 00	30	
	caps white	∅ 12 x 180	0,2		006500 00 00	28	
	Siphon for bidet with extended outlet pipe						
	chrome	1 1/4"	0,6		005027 00 00	47	
	Infobox: If pre-wall carrier not used, the fixing # 006500 is recommended						
		Bidet wall mounted ● with overflow with tap platform					
				21,0	20	229515 00 00	232
Fixing for wall mounted bidet and wall mounted toilet							
caps chrome		∅ 12 x 180	0,2		006500 10 00	30	
caps white		∅ 12 x 180	0,2		006500 00 00	28	
Siphon for bidet with extended outlet pipe							
chrome		1 1/4"	0,6		005027 00 00	47	
Infobox: If pre-wall carrier not used, the fixing # 006500 is recommended							










WonderGliss
+ EUR 82 per piece;
Simply add a '1' to the model-no.

D-Neo Design by Bertrand Lejoly

	Description	mm	kg	Qty.	Model-No.	Euro
						White - 00 White (HyG) - 20
	Bidet floor standing ● with overflow, with tap platform					
	fixings included	370 x 650	35,7	9	229410 00 00	251
	Siphon for bidet with extended outlet pipe					
	chrome	1 1/4"	0,6		005027 00 00	47
	Bidet floor standing ● back to wall, with overflow, with tap platform					
	fixings included		29,8	12	229510 00 00	239
	Siphon for bidet with extended outlet pipe					
	chrome	1 1/4"	0,6		005027 00 00	47
	Toilet wall mounted Duravit Rimless® rimless, washdown model, Durafix included, UWL class 1					
	♻️ 4,5 l	370 x 540	23,2	16	257709 00 00	270
	♻️ 4,5 l, with HygieneGlaze	370 x 540	23,2	16	257709 20 00	325
	Fixing for wall mounted bidet and wall mounted toilet					
	caps white	∅ 12 x 180	0,2		006500 00 00	28
	Noise reduction gasket for wall mounted bidet and wall mounted toilet					
			0,3		005019 00 00	51
	Toilet seat and cover hinges stainless steel					
	without soft closure		2,4	126	002161 00 00	99
	with soft closure		2,4	126	002169 00 00	139
Infobox: Durafix for invisible fixation is included in delivery / If pre-wall carrier not used, the fixing # 006500 is recommended						
	Toilet set wall mounted Duravit Rimless® Packaging dimensions					
	560 x 400 x 430 mm		25,6	12	457709 00 A1	409
	Toilet wall mounted Duravit Rimless®, 257709 00 00 rimless, washdown model, Durafix included, UWL class 1					
	♻️ 4,5 l	370 x 540				
	Toilet seat and cover, 002169 00 00 hinges stainless steel with soft closure					
Infobox: Durafix for invisible fixation is included in delivery / If pre-wall carrier not used, the fixing # 006500 is recommended						




D-Neo Design by Bertrand Lejoly

	Description	mm	kg	Qty.	Model-No.	Euro
						White - 00 White (HyG) - 20
	Toilet wall mounted Duravit Rimless® rimless, washdown model, UWL class 1					
	♻️ 4,5 l	370 x 540	26,5	16	257809 00 00	224
	♻️ 4,5 l, with HygieneGlaze	370 x 540	26,5	16	257809 20 00	279
	Fixing for wall mounted bidet and wall mounted toilet					
	caps chrome	∅ 12 x 180	0,2		006500 10 00	30
	caps white	∅ 12 x 180	0,2		006500 00 00	28
	Noise reduction gasket for wall mounted bidet and wall mounted toilet					
			0,3		005019 00 00	51
	Toilet seat and cover hinges stainless steel					
	without soft closure		2,4	126	002161 00 00	99
	with soft closure		2,4	126	002169 00 00	139
Infobox: If pre-wall carrier not used, the fixing # 006500 is recommended						
	Toilet set wall mounted Duravit Rimless® Packaging dimensions					
	560 x 400 x 430 mm		28,9	12	457809 00 A1	363
	Toilet wall mounted Duravit Rimless®, 257809 00 00 rimless, washdown model, UWL class 1					
	♻️ 4,5 l	370 x 540				
	Toilet seat and cover, 002169 00 00 hinges stainless steel with soft closure					
Infobox: If pre-wall carrier not used, the fixing # 006500 is recommended						
	Toilet wall mounted Compact Duravit Rimless® rimless, washdown model, UWL class 1					
	♻️ 4,5 l	370 x 480	23,0	16	258709 00 00	224
	♻️ 4,5 l, with HygieneGlaze	370 x 480	23,0	16	258709 20 00	279
	Fixing for wall mounted bidet and wall mounted toilet					
	caps chrome	∅ 12 x 180	0,2		006500 10 00	30
	caps white	∅ 12 x 180	0,2		006500 00 00	28
	Noise reduction gasket for wall mounted bidet and wall mounted toilet					
			0,3		005019 00 00	51
	Toilet seat and cover hinges stainless steel					
	without soft closure		2,4	126	002161 00 00	99
	with soft closure		2,4	126	002169 00 00	139
Infobox: If pre-wall carrier not used, the fixing # 006500 is recommended						






WonderGliss
+ EUR 82 per piece;
Simply add a '1' to the model-no.

D-Neo Design by Bertrand Lejoly

Description	mm	kg	Qty.	Model-No.	Euro
					White - 00 White (HyG) - 20
 Toilet set wall mounted Duravit Rimless®					
Packaging dimensions 520 x 400 x 430 mm		25,4	12	458709 00 A1	363
Toilet wall mounted Compact Duravit Rimless®, 258709 00 00					
rimless, washdown model, UWL class 1					
♻️ 4,5 l	370 x 480				
Toilet seat and cover, 002169 00 00					
hinges stainless steel with soft closure					
Infobox: If pre-wall carrier not used, the fixing # 006500 is recommended					
 Toilet floor standing Duravit Rimless®					
back to wall, fixings included, washdown model, horizontal outlet, UWL class 1					
♻️ 4,5 l	370 x 650	24,4	12	200309 00 00	281
♻️ 4,5 l, with HygieneGlaze	370 x 650	24,4	12	200309 20 00	336
Vario connector set					
for horizontal and vertical outlet, length adjustable					
incl. excenter	Ø 110	1,5		001422 00 00	85
 Toilet seat and cover					
hinges stainless steel					
without soft closure		2,4	126	002161 00 00	99
with soft closure		2,4	126	002169 00 00	139





D-Neo Design by Bertrand Lejoly

	Description	mm	kg	Qty.	Model-No.	Euro
						White - 00 White (HyG) - 20
	Toilet close-coupled Duravit Rimless® (without cistern), washdown model, Outlet for Vario connector set, for horizontal and vertical outlet, length adjustable from 70 - 170 mm, and vario connecting bend, vertical outlet from 155 - 225 mm, fixings included, UWL class 1					
	4,5 l	370 x 580	36,9	9	200209 00 00	324
	4,5 l, with HygieneGlaze	370 x 580	36,9	9	200209 20 00	379
	Vario connector set for horizontal and vertical outlet, length adjustable incl. excenter	∅ 110	1,5		001422 00 00	85
	Cistern with Dual Flush mechanism, chrome, for side supply					
	6/3 l, UWL class 2	395 x 180	14,9	28	094400 00 05	199
	4,5/3 l, UWL class 1	395 x 180	14,9	28	094400 00 85	199
	for bottom left supply					
	6/3 l, UWL class 2	395 x 180	14,9	28	094410 00 05	199
	4,5/3 l, UWL class 1	395 x 180	14,9	28	094410 00 85	199
	Conversion set for back supply chrome		0,5		007504 10 00	36
	Vario connecting bend for vertical outlet	∅ 90	0,9		899025 00 00	71
	Conversion set for back supply chrome		0,5		007504 10 00	36
	Toilet seat and cover hinges stainless steel					
	without soft closure		2,4	126	002161 00 00	99
	with soft closure		2,4	126	002169 00 00	139








WonderGliss
+ EUR 82 per piece;
Simply add a '1' to the model-no.



Duraplus Design by Duravit

Description		mm	kg	Qty.	Model-No.	Euro	
						White - 00	Pergamon - 47
	Handrinse basin corner model						
	with overflow, with tap platform, underneath glazed 430 mm ●	430 x 380	6,2	40	075244 00 00	216	
	Fixing hooks for # 084229, 075244		0,3		005000 00 00	8	
Infobox: Fixing hooks # 005000 are required for wall mounting							
	Bidet wall mounted Colomba ●						
	with overflow with tap platform	360 x 575	20,0	24	253210 .. 00	242	
	Fixing for wall mounted bidet and wall mounted toilet						
	caps white	∅ 12 x 180	0,2		006500 00 00	28	
	caps chrome	∅ 12 x 180	0,2		006500 10 00	30	
Infobox: If pre-wall carrier not used, the fixing # 006500 is recommended							
	Toilet wall mounted Colomba						
	washdown model, UWL class 2 ● 6,0 l	360 x 575	21,2	24	254709 .. 00	307	399
	Noise reduction gasket for wall mounted toilet		0,3		005020 00 00	51	
	Toilet seat and cover						
	without soft closure						
	hinges stainless steel		2,4	126	006420 .. 00	153	167
	hinges plastic		2,4	126	006630 00 00	70	
	with soft closure						
	hinges stainless steel		2,4	126	006429 00 00	256	
	Fixing for wall mounted bidet and wall mounted toilet						
	caps white	∅ 12 x 180	0,2		006500 00 00	28	
	caps chrome	∅ 12 x 180	0,2		006500 10 00	30	
Infobox: If pre-wall carrier not used, the fixing # 006500 is recommended							





Duraplus Design by Duravit

Description		mm	kg	Qty.	Model-No.	Euro	
						White - 00	Pergamon - 47
	Toilet wall mounted Hornberg washdown model						
	♻️ 6,0 l	360 x 530	14,5	30	019209 . . 00	296	356
	Noise reduction gasket for wall mounted toilet		0,3		005020 00 00	51	
	Toilet seat and cover without soft closure						
	hinges stainless steel		2,4	126	006420 . . 00	153	167
	hinges plastic		2,4	126	006630 00 00	70	
	with soft closure						
	hinges stainless steel		2,4	126	006429 00 00	256	
	Fixing for wall mounted bidet and wall mounted toilet						
	caps white	Ø 12 x 180	0,2		006500 00 00	28	
	caps chrome	Ø 12 x 180	0,2		006500 10 00	30	
Infobox: If pre-wall carrier not used, the fixing # 006500 is recommended							
	Toilet wall mounted Practica-Cascade (without cistern), cascade model, UWL class 2						
	♻️ 6,0 l	365 x 650	17,5	16	019509 00 00	530	
	Noise reduction gasket for wall mounted toilet		0,3		005020 00 00	51	
	Cistern Lago with Dual Flush mechanism, chrome, for side supply, UWL class 2						
	♻️ 6/3 l	420 x 185	10,0	27	087400 00 05	329	
	Conversion set for back supply						
	chrome		0,5		007504 10 00	36	
	Toilet seat and cover without soft closure						
	hinges stainless steel		2,4	126	006420 . . 00	153	
	hinges plastic		2,4	126	006630 00 00	70	
	with soft closure						
	hinges stainless steel		2,4	126	006429 00 00	256	
	Fixing for wall mounted bidet and wall mounted toilet						
	caps white	Ø 12 x 180	0,2		006500 00 00	28	
	caps chrome	Ø 12 x 180	0,2		006500 10 00	30	
Infobox: If pre-wall carrier not used, the fixing # 006500 is recommended							

Duraplus Design by Duravit

Description	mm	kg	Qty.	Model-No.	Euro	
					White - 00	Pergamon - 47
 <p>Toilet floor standing Bambi for independent water supply, washout model, model for children, horizontal outlet, UWL class 2</p>						
<p>♻️ 6,0 l</p>	300 x 390	11,0	32	010609 00 00		269
 <p>Toilet seat and cover hinges stainless steel without soft closure</p>						
		1,9	144	006570 00 00		124
<p>Fixing for floor standing bidet, floor standing toilet and siphon cover caps white and chrome</p>	∅ 6 x 70	0,4		006701 10 00		8

DuraSquare Design by Duravit

Description		mm	kg	Qty.	Model-No.	Euro
						White - 00
	Washbasin, furniture washbasin without overflow, with tap platform, ceramic covered slotted waste included, underneath glazed					
	1000 mm ●	1000 x 470	22,9	8	235310 00 41	997
	1000 mm ●●	1000 x 470	22,9	8	235310 00 40	997
	1000 mm ☒	1000 x 470	22,9	8	235310 00 70	997
	Metal console standing ** height adjustable +50 mm, fixings included, for washbasin # 235310, Towel rail right/left, reversible					
	chrome	1065 x 451	7,0	25	003103 10 00	977
	black matt	1065 x 451	7,0	25	003103 46 00	848
	Metal console wall mounted ** fixings included, for washbasin # 235310, Towel rail right/left, reversible					
	chrome	1065 x 451	6,0	25	003104 10 00	743
	black matt	1065 x 451	6,0	25	003104 46 00	621
	Design Siphon *					
	chrome		1,5		005036 10 00	193
	black matt		1,5		005036 46 00	220
	Glass inserts safety glass, for metal console # 003103, 003104					
	Cubic line	970 x 380	7,6		009965 82 00	400
	white	970 x 380	7,6		009965 83 00	199
	black	970 x 380	7,6		009965 84 00	199
	jade	970 x 380	7,6		009965 85 00	199
	apricot pearl	970 x 380	7,6		009965 86 00	199
	flannel grey	970 x 380	7,6		009965 87 00	199
	stone blue	970 x 380	7,6		009965 88 00	199
	Towel rail square tube 14 mm, for washbasin # 235310					
	chrome	941	0,7		003119 10 00	239
	black matt	941	0,7		003119 46 00	206

Infobox: * When using this siphon please observe outlet height from upper surface of finished floor to centre of outlet in accordance with the technical specification sheet / ** Glas inserts are not included - please order separately. / Colours for glass inserts consistent with paint surfaces for furniture page 1063 / Metal console: Towel rail can be mounted right or left / Made from DuraCeram / recommendation of furniture see from page 674



WonderGliss
+ EUR 82 per piece;
Simply add a '1' to the model-no.

DuraSquare Design by Duravit


Washbasin ground
without overflow,
with tap platform,
ceramic covered slotted waste
included,
fixings included





Description	mm	kg	Qty.	Model-No.	Euro
1000 mm ●	1000 x 470	22,9	8	235310 00 71	1.053
1000 mm ●●	1000 x 470	22,9	8	235310 00 14	1.053
1000 mm ☒	1000 x 470	22,9	8	235310 00 79	1.053

Design Siphon *

chrome		1,5		005036 10 00	193
black matt		1,5		005036 46 00	220

Infobox: * When using this siphon please observe outlet height from upper surface of finished floor to centre of outlet in accordance with the technical specification sheet / recommendation of furniture see from page 674 / Made from DuraCeram


DuraSquare Design by Duravit

Description		mm	kg	Qty.	Model-No.	Euro
						White - 00
	Washbasin, furniture washbasin without overflow, with tap platform, ceramic covered slotted waste included, underneath glazed					
	1000 mm ● ●	1000 x 470	22,9	8	235310 00 43	997
	Metal console standing ** height adjustable +50 mm, fixings included, for washbasin # 235310, Towel rail right/left, reversible					
	chrome	1065 x 451	7,0	25	003103 10 00	977
	black matt	1065 x 451	7,0	25	003103 46 00	848
	Metal console wall mounted ** fixings included, for washbasin # 235310, Towel rail right/left, reversible					
	chrome	1065 x 451	6,0	25	003104 10 00	743
	black matt	1065 x 451	6,0	25	003104 46 00	621
	Design Siphon *					
	chrome		1,5		005036 10 00	193
	black matt		1,5		005036 46 00	220
	Glass inserts safety glass, for metal console # 003103, 003104					
	Cubic line	970 x 380	7,6		009965 82 00	400
	white	970 x 380	7,6		009965 83 00	199
	black	970 x 380	7,6		009965 84 00	199
	jade	970 x 380	7,6		009965 85 00	199
	apricot pearl	970 x 380	7,6		009965 86 00	199
	flannel grey	970 x 380	7,6		009965 87 00	199
	stone blue	970 x 380	7,6		009965 88 00	199
	Towel rail square tube 14 mm, for washbasin # 235310					
	chrome	941	0,7		003119 10 00	239
	black matt	941	0,7		003119 46 00	206
<div style="border: 1px solid black; padding: 5px;"> <p>Infobox: * When using this siphon please observe outlet height from upper surface of finished floor to centre of outlet in accordance with the technical specification sheet / ** Glas inserts are not included - please order separately. / Colours for glass inserts consistent with paint surfaces for furniture page 1063 / Metal console: Towel rail can be mounted right or left / Made from DuraCeram / recommendation of furniture see from page 674</p> </div>						







WonderGliss
+ EUR 82 per piece;
Simply add a '1' to the model-no.

DuraSquare Design by Duravit

Description	mm	kg	Qty.	Model-No.	Euro
					White - 00
 <p>Washbasin ground without overflow, with tap platform, ceramic covered slotted waste included, fixings included</p>	1000 mm ● ●	1000 x 470	22,9 8	235310 00 72	1.053
	<p>Design Siphon *</p> <p>chrome 1,5 005036 10 00 193</p> <p>black matt 1,5 005036 46 00 220</p>				
<p>Infobox: * When using this siphon please observe outlet height from upper surface of finished floor to centre of outlet in accordance with the technical specification sheet / recommendation of furniture see from page 674 / Made from DuraCeram</p>					

DuraSquare Design by Duravit

Description		mm	kg	Qty.	Model-No.	Euro
						White - 00
	Washbasin, furniture washbasin without overflow, with tap platform, ceramic covered slotted waste included, underneath glazed					
	800 mm ●	800 x 470	18,6	8	235380 00 41	755
	800 mm ●●	800 x 470	18,6	8	235380 00 40	755
	800 mm ☒	800 x 470	18,6	8	235380 00 70	755
	Metal console standing ** height adjustable +50 mm, fixings included, for washbasin # 235380, 234880, 234980, Towel rail right/left, reversible					
	chrome	865 x 451	6,5	25	003111 10 00	936
	black matt	865 x 451	6,5	25	003111 46 00	803
	Metal console wall mounted ** fixings included, for washbasin # 235380, 234880, 234980, Towel rail right/left, reversible					
	chrome	865 x 451	5,5	25	003112 10 00	697
	black matt	865 x 451	5,5	25	003112 46 00	586
	Design Siphon *					
	chrome		1,5		005036 10 00	193
	black matt		1,5		005036 46 00	220
	Glass inserts safety glass, for metal consoles # 003111, 003112					
	Cubic line	770 x 380	5,8		009967 82 00	350
	White	770 x 380	5,8		009967 83 00	184
	black	770 x 380	5,8		009967 84 00	184
	jade	770 x 380	5,8		009967 85 00	184
	apricot pearl	770 x 380	5,8		009967 86 00	184
	flannel grey	770 x 380	5,8		009967 87 00	184
	stone blue	770 x 380	5,8		009967 88 00	184
	Towel rail square tube 14 mm, for washbasin # 235380, 234880, 234980					
	chrome	746	0,6		003121 10 00	227
	black matt	746	0,6		003121 46 00	193
Infobox: * When using this siphon please observe outlet height from upper surface of finished floor to centre of outlet in accordance with the technical specification sheet / ** Glas inserts are not included - please order separately. / Made from DuraCeram / Colours for glass inserts consistent with paint surfaces for furniture page 1063 / Metal console: Towel rail can be mounted right or left / recommendation of furniture see from page 674						



WonderGliss
+ EUR 82 per piece;
Simply add a '1' to the model-no.






DuraSquare Design by Duravit


Washbasin ground
without overflow,
with tap platform,
ceramic covered slotted waste
included,
fixings included

Description	mm	kg	Qty.	Model-No.	Euro
					White - 00
800 mm ●	800 x 470	18,6	8	235380 00 71	816
800 mm ●●	800 x 470	18,6	8	235380 00 14	816
800 mm ☒	800 x 470	18,6	8	235380 00 79	816
Design Siphon *					
chrome			1,5	005036 10 00	193
black matt			1,5	005036 46 00	220

Infobox: * When using this siphon please observe outlet height from upper surface of finished floor to centre of outlet in accordance with the technical specification sheet / recommendation of furniture see from page 674 / Made from DuraCeram

DuraSquare Design by Duravit


Description	mm	kg	Qty.	Model-No.	Euro
					White - 00
 Washbasin, furniture washbasin without overflow, with tap platform, ceramic covered slotted waste included, underneath glazed					
600 mm ●	600 x 470	13,2	21	235360 00 41	627
600 mm ●●	600 x 470	13,2	21	235360 00 40	627
600 mm ☒	600 x 470	13,2	21	235360 00 70	627
 Metal console standing ** height adjustable +50 mm, fixings included, for washbasin # 235360, Towel rail right/left, reversible					
chrome	665 x 451	6,0	25	003101 10 00	936
black matt	665 x 451	6,0	25	003101 46 00	802
 Metal console wall mounted ** fixings included, for washbasin # 235360, Towel rail right/left, reversible					
chrome	665 x 451	4,5	25	003102 10 00	692
black matt	665 x 451	4,5	25	003102 46 00	579
 Design Siphon *					
chrome		1,5		005036 10 00	193
black matt		1,5		005036 46 00	220
Glass inserts safety glass, for metal console # 003101, 003102					
Cubic line	570 x 380	4,5		009964 82 00	317
white	570 x 380	4,5		009964 83 00	115
black	570 x 380	4,5		009964 84 00	115
jade	570 x 380	4,5		009964 85 00	115
apricot pearl	570 x 380	4,5		009964 86 00	115
flannel grey	570 x 380	4,5		009964 87 00	115
stone blue	570 x 380	4,5		009964 88 00	115
 Towel rail square tube 14 mm, for washbasin # 045460, 235060, 235360, 235660, 236860					
chrome	550	0,4		003037 10 00	183
black matt	550	0,4		003037 46 00	166

Infobox: * When using this siphon please observe outlet height from upper surface of finished floor to centre of outlet in accordance with the technical specification sheet / ** Glas inserts are not included - please order separately. / Colours for glass inserts consistent with paint surfaces for furniture page 1063 / Metal console: Towel rail can be mounted right or left / Made from DuraCeram / recommendation of furniture see from page 674








WonderGliss
+ EUR 82 per piece;
Simply add a '1' to the model-no.


DuraSquare Design by Duravit

Description	mm	kg	Qty.	Model-No.	Euro
					White - 00
 Washbasin ground without overflow, with tap platform, ceramic covered slotted waste included, fixings included	600 mm ●	600 x 470	13,2 21	235360 00 71	678
	600 mm ●●	600 x 470	13,2 21	235360 00 14	678
	600 mm ☒	600 x 470	13,2 21	235360 00 79	678
	Design Siphon *				
chrome			1,5	005036 10 00	193
black matt			1,5	005036 46 00	220
Infobox: * When using this siphon please observe outlet height from upper surface of finished floor to centre of outlet in accordance with the technical specification sheet / recommendation of furniture see from page 674 / Made from DuraCeram					

DuraSquare Design by Duravit





Description	mm	kg	Qty.	Model-No.	Euro
					White - 00
 Washbasin, furniture washbasin without overflow, with tap platform, ceramic covered slotted waste included, underneath glazed					
500 mm ●	500 x 470	11,9	24	235350 00 41	520
500 mm ●●	500 x 470	11,9	24	235350 00 40	520
500 mm ☒	500 x 470	11,9	24	235350 00 70	520
 Metal console standing ** height adjustable +50 mm, fixings included, for washbasin # 235350, Towel rail right/left, reversible					
chrome	565 x 451	4,5	25	003115 10 00	898
black matt	565 x 451	4,5	25	003115 46 00	759
 Metal console wall mounted ** fixings included, for washbasin # 235350, Towel rail right/left, reversible					
chrome	565 x 451	4,4	25	003116 10 00	649
black matt	565 x 451	4,4	25	003116 46 00	541
 Design Siphon *					
chrome		1,5		005036 10 00	193
black matt		1,5		005036 46 00	220
Glass inserts safety glass					
Cubic line	470 x 380	3,5		009969 82 00	270
White	470 x 380	3,5		009969 83 00	92
black	470 x 380	3,5		009969 84 00	92
jade	470 x 380	3,5		009969 85 00	92
apricot pearl	470 x 380	3,5		009969 86 00	92
flannel grey	470 x 380	3,5		009969 87 00	92
stone blue	470 x 380	3,5		009969 88 00	92
 Towel rail square tube 14 mm, for washbasin # 045450, 235050, 235350					
chrome	449	0,5		003029 10 00	173
black matt	449	0,5		003029 46 00	158
Infobox: * When using this siphon please observe outlet height from upper surface of finished floor to centre of outlet in accordance with the technical specification sheet / ** Glas inserts are not included - please order separately. / Made from DuraCeram / recommendation of furniture see from page 674					

DuraSquare Design by Duravit

Description	mm	kg	Qty.	Model-No.	Euro	
					White - 00	
 Washbasin ground without overflow, with tap platform, ceramic covered slotted waste included, fixings included						
	500 mm ●	500 x 470	11,9	24	235350 00 71	562
	500 mm ●●	500 x 470	11,9	24	235350 00 14	562
	500 mm ☒	500 x 470	11,9	24	235350 00 79	562
Design Siphon *						
chrome			1,5	005036 10 00	193	
black matt			1,5	005036 46 00	220	
Infobox: * When using this siphon please observe outlet height from upper surface of finished floor to centre of outlet in accordance with the technical specification sheet / Made from DuraCeram / recommendation of furniture see from page 674						



DuraSquare Design by Duravit


Description	mm	kg	Qty.	Model-No.	Euro
					White - 00
 Washbasin, furniture washbasin compact without overflow, with tap platform, ceramic covered slotted waste included, underneath glazed					
600 mm ●	600 x 400	12,9	21	235660 00 41	538
600 mm ●●	600 x 400	12,9	21	235660 00 40	538
600 mm ☒	600 x 400	12,9	21	235660 00 70	538
 Metal console standing ** height adjustable +50 mm, fixings included, for washbasin # 235660, Towel rail right/left, reversible					
chrome	665 x 381	6,0	25	003113 10 00	902
black matt	665 x 381	6,0	25	003113 46 00	760
 Metal console wall mounted ** fixings included, for washbasin # 235660, Towel rail right/left, reversible					
chrome	665 x 381	4,5	25	003114 10 00	656
black matt	665 x 381	4,5	25	003114 46 00	550
Design Siphon *					
chrome		1,5		005036 10 00	193
black matt		1,5		005036 46 00	220
Glass inserts safety glass, for metal console # 003113, 003114					
Cubic line	570 x 310	3,6		009968 82 00	301
White	570 x 310	3,6		009968 83 00	110
black	570 x 310	3,6		009968 84 00	110
jade	570 x 310	3,6		009968 85 00	110
apricot pearl	570 x 310	3,6		009968 86 00	110
flannel grey	570 x 310	3,6		009968 87 00	110
stone blue	570 x 310	3,6		009968 88 00	110
 Towel rail square tube 14 mm, for washbasin # 045460, 235060, 235360, 235660, 236860					
chrome	550	0,4		003037 10 00	183
black matt	550	0,4		003037 46 00	166

Infobox: * When using this siphon please observe outlet height from upper surface of finished floor to centre of outlet in accordance with the technical specification sheet / ** Glas inserts are not included - please order separately. / Made from DuraCeram / Colours for glass inserts consistent with paint surfaces for furniture page 1063 / Metal console: Towel rail can be mounted right or left / recommendation of furniture see from page 674







WonderGliss
+ EUR 82 per piece;
Simply add a '1' to the model-no.

DuraSquare Design by Duravit

Description	mm	kg	Qty.	Model-No.	Euro	
					White - 00	
 Washbasin Compact ground without overflow, with tap platform, ceramic covered slotted waste included, fixings included						
	600 mm ●	600 x 400	12,9	21	235660 00 71	582
	600 mm ●●	600 x 400	12,9	21	235660 00 14	582
	600 mm ☒	600 x 400	12,9	21	235660 00 79	582
Design Siphon *						
chrome			1,5	005036 10 00	193	
black matt			1,5	005036 46 00	220	
Infobox: * When using this siphon please observe outlet height from upper surface of finished floor to centre of outlet in accordance with the technical specification sheet / recommendation of furniture see from page 674 / Made from DuraCeram						


DuraSquare Design by Duravit

Description		mm	kg	Qty.	Model-No.	Euro
						White - 00
	Washbasin, furniture washbasin compact without overflow, with tap platform, ceramic covered slotted waste included, underneath glazed					
	500 mm ●	500 x 400	11,3	24	235650 00 41	485
	500 mm ●●	500 x 400	11,3	24	235650 00 40	485
	500 mm ☒	500 x 400	11,3	24	235650 00 70	485
	Metal console standing ** height adjustable +50 mm, fixings included, for washbasin # 235650, reversible, Towel rail right/left					
	chrome	565 x 381	4,5	25	003132 10 00	898
	black matt	565 x 381	4,5	25	003132 46 00	759
	Metal console wall mounted ** fixings included, for washbasin # 235650, Towel rail right/left, reversible					
	chrome	565 x 381	4,4	25	003133 10 00	649
	black matt	565 x 381	4,4	25	003133 46 00	541
	Design Siphon *					
	black matt		1,5		005036 46 00	220
	chrome		1,5		005036 10 00	193
	Glass inserts					
	safety glass					
	Cubic line	470 x 310	3,5		009971 82 00	265
	White	470 x 310	3,5		009971 83 00	81
	black	470 x 310	3,5		009971 84 00	81
	jade	470 x 310	3,5		009971 85 00	81
	apricot pearl	470 x 310	3,5		009971 86 00	81
	flannel grey	470 x 310	3,5		009971 87 00	81
	stone blue	470 x 310	3,5		009971 88 00	81
	Towel rail square tube 14 mm, for washbasin # 045450, 235050, 235350					
	chrome	449	0,5		003029 10 00	173
	black matt	449	0,5		003029 46 00	158
Infobox: * When using this siphon please observe outlet height from upper surface of finished floor to centre of outlet in accordance with the technical specification sheet / ** Glas inserts are not included - please order separately. / Made from DuraCeram / Colours for glass inserts consistent with paint surfaces for furniture page 1063 / Metal console: Towel rail can be mounted right or left / recommendation of furniture see from page 674						







WonderGliss
+ EUR 82 per piece;
Simply add a '1' to the model-no.

DuraSquare Design by Duravit

Description	mm	kg	Qty.	Model-No.	Euro	
					White - 00	
 Washbasin Compact ground without overflow, with tap platform, ceramic covered slotted waste included, fixings included						
	500 mm ●	500 x 400	11,3	24	235650 00 71	527
	500 mm ●●	500 x 400	11,3	24	235650 00 14	527
	500 mm ☒	500 x 400	11,3	24	235650 00 79	527
Design Siphon *						
chrome			1,5	005036 10 00	193	
black matt			1,5	005036 46 00	220	
Infobox: * When using this siphon please observe outlet height from upper surface of finished floor to centre of outlet in accordance with the technical specification sheet / recommendation of furniture see from page 674 / Made from DuraCeram						

DuraSquare Design by Duravit


Description	mm	kg	Qty.	Model-No.	Euro
					White - 00
	Washbasin, furniture washbasin asymmetric without overflow, with tap platform, bowl on left side, underneath glazed, ceramic covered slotted waste included				
800 mm ●	800 x 470	20,2	8	234880 00 41	755
800 mm ●●	800 x 470	20,2	8	234880 00 40	755
800 mm ☒	800 x 470	20,2	8	234880 00 70	755
	Metal console standing ** height adjustable +50 mm, fixings included, for washbasin # 235380, 234880, 234980, Towel rail right/left, reversible				
chrome	865 x 451	6,5	25	003111 10 00	936
black matt	865 x 451	6,5	25	003111 46 00	803
	Metal console wall mounted ** fixings included, for washbasin # 235380, 234880, 234980, Towel rail right/left, reversible				
chrome	865 x 451	5,5	25	003112 10 00	697
black matt	865 x 451	5,5	25	003112 46 00	586
	Design Siphon *				
chrome		1,5		005036 10 00	193
black matt		1,5		005036 46 00	220
	Glass inserts safety glass, for metal consoles # 003111, 003112				
Cubic line	770 x 380	5,8		009967 82 00	350
White	770 x 380	5,8		009967 83 00	184
black	770 x 380	5,8		009967 84 00	184
jade	770 x 380	5,8		009967 85 00	184
apricot pearl	770 x 380	5,8		009967 86 00	184
flannel grey	770 x 380	5,8		009967 87 00	184
stone blue	770 x 380	5,8		009967 88 00	184
	Towel rail square tube 14 mm, for washbasin # 235380, 234880, 234980				
chrome	746	0,6		003121 10 00	227
black matt	746	0,6		003121 46 00	193

Infobox: * When using this siphon please observe outlet height from upper surface of finished floor to centre of outlet in accordance with the technical specification sheet / ** Glas inserts are not included - please order separately. / Made from DuraCeram / recommendation of furniture see from page 674







WonderGliss
+ EUR 82 per piece;
Simply add a '1' to the model-no.

DuraSquare Design by Duravit


Description	mm	kg	Qty.	Model-No.	Euro
					White - 00
					
Washbasin asymmetric ground without overflow, with tap platform, bowl on left side, ceramic covered slotted waste included, fixings included					
800 mm ●	800 x 470	20,2	8	234880 00 71	816
800 mm ● ●	800 x 470	20,2	8	234880 00 14	816
800 mm ☒	800 x 470	20,2	8	234880 00 79	816
Design Siphon *					
chrome		1,5		005036 10 00	193
black matt		1,5		005036 46 00	220

Infobox: * When using this siphon please observe outlet height from upper surface of finished floor to centre of outlet in accordance with the technical specification sheet / Made from DuraCeram / recommendation of furniture see from page 674

DuraSquare Design by Duravit





Description	mm	kg	Qty.	Model-No.	Euro
					White - 00
 Washbasin, furniture washbasin asymmetric without overflow, with tap platform, bowl on right side, ceramic covered slotted waste included, underneath glazed					
800 mm ●	800 x 470	20,2	8	234980 00 41	755
800 mm ● ●	800 x 470	20,2	8	234980 00 40	755
800 mm ☒	800 x 470	20,2	8	234980 00 70	755
 Metal console standing ** height adjustable +50 mm, fixings included, for washbasin # 235380, 234880, 234980, Towel rail right/left, reversible					
chrome	865 x 451	6,5	25	003111 10 00	936
black matt	865 x 451	6,5	25	003111 46 00	803
 Metal console wall mounted ** fixings included, for washbasin # 235380, 234880, 234980, Towel rail right/left, reversible					
chrome	865 x 451	5,5	25	003112 10 00	697
black matt	865 x 451	5,5	25	003112 46 00	586
Design Siphon * chrome black matt					
chrome		1,5		005036 10 00	193
black matt		1,5		005036 46 00	220
Glass inserts safety glass, for metal consoles # 003111, 003112					
Cubic line	770 x 380	5,8		009967 82 00	350
White	770 x 380	5,8		009967 83 00	184
black	770 x 380	5,8		009967 84 00	184
jade	770 x 380	5,8		009967 85 00	184
apricot pearl	770 x 380	5,8		009967 86 00	184
flannel grey	770 x 380	5,8		009967 87 00	184
stone blue	770 x 380	5,8		009967 88 00	184
 Towel rail square tube 14 mm, for washbasin # 235380, 234880, 234980					
chrome	746	0,6		003121 10 00	227
black matt	746	0,6		003121 46 00	193
Infobox: * When using this siphon please observe outlet height from upper surface of finished floor to centre of outlet in accordance with the technical specification sheet / ** Glas inserts are not included - please order separately. / Made from DuraCeram / recommendation of furniture see from page 674					

DuraSquare Design by Duravit

Description	mm	kg	Qty.	Model-No.	Euro
					White - 00
 Washbasin asymmetric ground without overflow, with tap platform, bowl on right side, ceramic covered slotted waste included, fixings included	800 mm ●	800 x 470	20,2 8	234980 00 71	816
	800 mm ● ●	800 x 470	20,2 8	234980 00 14	816
	800 mm ☒	800 x 470	20,2 8	234980 00 79	816
	Design Siphon *				
chrome			1,5	005036 10 00	193
black matt			1,5	005036 46 00	220

Infobox: * When using this siphon please observe outlet height from upper surface of finished floor to centre of outlet in accordance with the technical specification sheet / Made from DuraCeram / recommendation of furniture see from page 674

DuraSquare Design by Duravit

Description		mm	kg	Qty.	Model-No.	Euro
						White - 00
	Double washbasin, double furniture washbasin without overflow, with tap platform, ceramic covered slotted waste included, underneath glazed					
	1200 mm ●	1200 x 470	29,0	8	235312 00 41	1.208
	1200 mm ●●	1200 x 470	29,0	8	235312 00 40	1.208
	1200 mm ☒	1200 x 470	29,0	8	235312 00 70	1.208
	Metal console standing ** fixings included, for washbasin # 235312, Towel rail right/left, reversible					
	chrome	1265 x 451	6,5	25	003117 10 00	1.028
	black matt	1265 x 451	6,5	25	003117 46 00	892
	Metal console wall mounted ** fixings included, for washbasin # 235312, Towel rail right/left, reversible					
	chrome	1265 x 451	6,4	25	003118 10 00	784
	black matt	1265 x 451	6,4	25	003118 46 00	654
	Design Siphon *					
	chrome		1,5		005036 10 00	193
	black matt		1,5		005036 46 00	220
	Glass inserts					
	safety glass					
	Cubic line	1164 x 380	8,8		009970 82 00	443
	White	1164 x 380	8,8		009970 83 00	216
	black	1164 x 380	8,8		009970 84 00	216
	jade	1164 x 380	8,8		009970 85 00	216
	apricot pearl	1164 x 380	8,8		009970 86 00	216
	flannel grey	1164 x 380	8,8		009970 87 00	216
	stone blue	1164 x 380	8,8		009970 88 00	216
	Towel rail square tube 14 mm, for washbasin # 235312					
	chrome	1139	0,8		003120 10 00	257
	black matt	1139	0,8		003120 46 00	219

Infobox: * When using this siphon please observe outlet height from upper surface of finished floor to centre of outlet in accordance with the technical specification sheet / ** Glas inserts are not included - please order separately. / Made from DuraCeram / recommendation of furniture see from page 674



WonderGliss
+ EUR 82 per piece;
Simply add a '1' to the model-no.

DuraSquare Design by Duravit


Double washbasin ground
 without overflow,
 with tap platform,
 ceramic covered slotted waste
 included,
 fixings included





Description	mm	kg	Qty.	Model-No.	Euro
1200 mm ●	1200 x 470	29,0	8	235312 00 71	1.281
1200 mm ●●	1200 x 470	29,0	8	235312 00 14	1.281
1200 mm ☒	1200 x 470	29,0	8	235312 00 79	1.281

Design Siphon *

chrome		1,5		005036 10 00	193
black matt		1,5		005036 46 00	220

Infobox: * When using this siphon please observe outlet height from upper surface of finished floor to centre of outlet in accordance with the technical specification sheet / recommendation of furniture see from page 674 / Made from DuraCeram




DuraSquare Design by Duravit

Description	mm	kg	Qty.	Model-No.	Euro
					White - 00
 Handrinse basin, furniture handrinse basin without overflow, with tap platform, ceramic covered slotted waste included, underneath glazed					
450 mm ●	450 x 350	9,9	36	073245 00 41	505
450 mm ☒	450 x 350	9,9	36	073245 00 70	505
 Metal console standing ** height adjustable +50 mm, fixings included, for handrinse basin # 073245, Towel rail right/left, reversible					
chrome	516 x 333	6,0	25	003109 10 00	894
black matt	516 x 333	6,0	25	003109 46 00	757
 Metal console wall mounted ** fixings included, for handrinse basin # 073245, Towel rail right/left, reversible					
chrome	516 x 333	4,5	25	003110 10 00	644
black matt	516 x 333	4,5	25	003110 46 00	536
Design Siphon *					
chrome		1,5		005036 10 00	193
black matt		1,5		005036 46 00	220
Glass inserts safety glass, for metal console # 003109, 003110					
Cubic line	420 x 264	2,3		009966 82 00	259
white	420 x 264	2,3		009966 83 00	70
black	420 x 264	2,3		009966 84 00	70
jade	420 x 264	2,3		009966 85 00	70
apricot pearl	420 x 264	2,3		009966 86 00	70
flannel grey	420 x 264	2,3		009966 87 00	70
stone blue	420 x 264	2,3		009966 88 00	70
 Towel rail square tube 14 mm, for washbasin # 073245					
chrome	399	0,4		003122 10 00	165
black matt	399	0,4		003122 46 00	153
Infobox: * When using this siphon please observe outlet height from upper surface of finished floor to centre of outlet in accordance with the technical specification sheet / ** Glas inserts are not included - please order separately. / Colours for glass inserts consistent with paint surfaces for furniture page 1063 / Metal console: Towel rail can be mounted right or left / Made from DuraCeram					










WonderGliss
+ EUR 82 per piece;
Simply add a '1' to the model-no.

DuraSquare Design by Duravit

	Description	mm	kg	Qty.	Model-No.	Euro
						White - 00
	Handrinse basin ground without overflow, with tap platform, ceramic covered slotted waste included, fixings included					
	450 mm ●	450 x 350	9,9	36	073245 00 71	544
	450 mm ☒	450 x 350	9,9	36	073245 00 79	544
	Design Siphon *					
	chrome		1,5		005036 10 00	193
	black matt		1,5		005036 46 00	220
Infobox: * When using this siphon please observe outlet height from upper surface of finished floor to centre of outlet in accordance with the technical specification sheet / recommendation of furniture see from page 674 / Made from DuraCeram						
	Above counter basin ground, without overflow, with tap platform, ceramic covered slotted waste included, back plane glazed, fixings included					
	600 mm ●	600 x 470	11,2	21	235460 00 41	649
	600 mm ●●	600 x 470	11,2	21	235460 00 40	649
	600 mm ☒	600 x 470	11,2	21	235460 00 70	649
	Design Siphon *					
	chrome		1,5		005036 10 00	193
	black matt		1,5		005036 46 00	220
Infobox: * When using this siphon please observe outlet height from upper surface of finished floor to centre of outlet in accordance with the technical specification sheet / recommendation of furniture see from page 674 / Made from DuraCeram / Mounting with a distance to the wall is required						
	Washbowl ground, without overflow, without tap platform, ceramic covered slotted waste included, fixings included					
	600 mm ☒	600 x 345	11,8	28	235560 00 00	588
	Design Siphon *					
	chrome		1,5		005036 10 00	193
	black matt		1,5		005036 46 00	220
Infobox: * When using this siphon please observe outlet height from upper surface of finished floor to centre of outlet in accordance with the technical specification sheet / recommendation of furniture see from page 674 / Made from DuraCeram						






DuraStyle Design by Matteo Thun & Antonio Rodriguez

	Description	mm	kg	Qty.	Model-No.	Euro
						White - 00 White (HyG) - 20
	Washbasin with overflow, with tap platform, underneath glazed					
	650 mm ●	650 x 440	18,4	15	231965 00 00	194
	600 mm ●	600 x 440	17,0	15	231960 00 00	169
	550 mm ●	550 x 440	15,8	24	231955 00 00	167
	Pedestal for # 231955, 231960, 231965, 232012, 232010, 232080, 232065, 233813, 232460, 232455, 235714		12,1	30	085829 00 00	159
	Siphon cover for # 231955, 231960, 231965, 232012, 232010, 232080, 232065, 233813, 232460, 232455, 235714		7,1	40	085830 00 00	128
	Fixing for siphon cover		0,1		005503 00 00	44
	Washbasin Med without overflow, with tap platform, underneath glazed					
	600 mm ●	600 x 440	16,5	15	232460 00 00	197
	600 mm ☒	600 x 440	16,5	15	232460 00 70	197
	550 mm ●	550 x 440	16,1	24	232455 00 00	193
	550 mm ☒	550 x 440	16,1	24	232455 00 70	193
	Slotted waste for washbasins without overflow					
	chrome	75	0,4		005038 10 00	88
	black matt	75	0,4		005038 46 00	124
	Pedestal for # 231955, 231960, 231965, 232012, 232010, 232080, 232065, 233813, 232460, 232455, 235714		12,1	30	085829 00 00	159
	Siphon cover for # 231955, 231960, 231965, 232012, 232010, 232080, 232065, 233813, 232460, 232455, 235714		7,1	40	085830 00 00	128
	Fixing for siphon cover		0,1		005503 00 00	44
	Washbasin with overflow, with tap platform, underneath glazed					
	650 mm ●	650 x 570	19,4	10	232965 00 00	452
Infobox: Barrier-free according to DIN 18040-1 and DIN 18040-2						







WonderGliss
+ EUR 82 per piece;
Simply add a '1' to the model-no.

DuraStyle Design by Matteo Thun & Antonio Rodriguez

	Description	mm	kg	Qty.	Model-No.	Euro
						White - 00 White (HyG) - 20
	Washbasin Med without overflow, with tap platform, underneath glazed					
	650 mm ●	650 x 570	19,4	10	233065 00 00	465
	650 mm ☒	650 x 570	19,4	10	233065 00 70	465
Infobox: Barrier-free according to DIN 18040-1 and DIN 18040-2						
	Handrinse basin without overflow, with tap platform, underneath glazed, 500 mm					
	without tap hole ☒	500 x 220	7,5	50	071350 00 00	127
	tap hole on right side ●	500 x 220	7,5	50	071350 00 08	127
	tap hole on left side ●	500 x 220	7,5	50	071350 00 09	127
	Slotted waste for washbasins without overflow					
	chrome	50	0,3		005024 10 00	88
	black matt	50	0,3		005024 46 00	124
	Handrinse basin without overflow, with tap platform, underneath glazed					
	450 mm ●	450 x 335	9,5	28	070845 00 00	129
	Siphon cover for # 070845					
			5,4	48	085831 00 00	124
	Fixing for siphon cover					
			0,1		005503 00 00	44
	Slotted waste for washbasins without overflow					
	chrome	50	0,3		005024 10 00	88
	black matt	50	0,3		005024 46 00	124
	Handrinse basin without overflow, with tap platform, tap hole on right side, fixings included, underneath glazed					
	360 mm ●	360 x 220	6,7	48	071336 00 00	122
	Slotted waste for washbasins without overflow					
	chrome	75	0,4		005038 10 00	88
	black matt	75	0,4		005038 46 00	124
Infobox: Mandatory in combination with a bottle trap inclusive extended pipe						




DuraStyle Design by Matteo Thun & Antonio Rodriguez

	Description	mm	kg	Qty.	Model-No.	Euro
						White - 00 White (HyG) - 20
	Washbowl ground, without overflow, without tap platform, fixings included					
	600 mm ☒	600 x 380	12,0	24	034960 00 00	371
	Design Siphon *					
	chrome		1,5		005036 10 00	193
	black matt		1,5		005036 46 00	220
	Slotted waste for washbasins without overflow					
	chrome	50	0,3		005024 10 00	88
	black matt	50	0,3		005024 46 00	124
	Infobox: * When using this siphon please observe outlet height from upper surface of finished floor to centre of outlet in accordance with the technical specification sheet / recommendation of furniture see from page 674					
	Washbowl ground, without overflow, without tap platform, fixings included					
	430 mm ☒	430 x 430	10,3	26	034943 00 00	318
	Design Siphon *					
	chrome		1,5		005036 10 00	193
	black matt		1,5		005036 46 00	220
	Slotted waste for washbasins without overflow					
	chrome	50	0,3		005024 10 00	88
	black matt	50	0,3		005024 46 00	124
	Infobox: * When using this siphon please observe outlet height from upper surface of finished floor to centre of outlet in accordance with the technical specification sheet / recommendation of furniture see from page 674					
	Vanity basin countertop basin, with overflow, with tap platform					
	615 mm ●	615 x 495	12,5	14	037462 00 00	340
	Infobox: recommendation of furniture see from page 674					
	Vanity basin countertop basin, with overflow, with tap platform					
	560 mm ●	560 x 455	10,5	21	037456 00 00	316
	Infobox: recommendation of furniture see from page 674					







WonderGliss
+ EUR 82 per piece;
Simply add a '1' to the model-no.

DuraStyle Design by Matteo Thun & Antonio Rodriguez





	Description	mm	kg	Qty.	Model-No.	Euro
						White - 00 White (HyG) - 20
	Vanity basin countertop basin, without overflow, without tap platform					
	600 mm ☒	600 x 430	9,5	14	037260 00 00	298
	Slotted waste for washbasins without overflow					
	chrome	50	0,3		005024 10 00	88
	black matt	50	0,3		005024 46 00	124
Infobox: recommendation of furniture see from page 674						
	Semi-recessed washbasin with overflow, with tap platform, fixings for installation in wooden consoles included					
	550 mm ●	550 x 455	14,5	21	037555 00 00	285
Infobox: recommendation of furniture see from page 674						
	Vanity basin undercounter basin, fixings for installation in wooden consoles included, with overflow, without tap platform					
	370 mm ☒	370 x 370	6,2	21	037337 00 00	255
	Fixing for stone countertops (with the exception of # 046651)					
			0,2		005028 00 00	25
Infobox: Measurements of undercounter models represent interior measurements / recommendation of furniture see from page 674						

DuraStyle Design by Matteo Thun & Antonio Rodriguez

	Description	mm	kg	Qty.	Model-No.	Euro
						White - 00 White (HyG) - 20
	Double washbasin with overflow, with tap platform, underneath glazed 1400 mm ●	1400 x 480	39,9	8	235714 00 00	1.076
	Design Siphon *					
	chrome		1,5		005036 10 00	193
	black matt		1,5		005036 46 00	220
	Pedestal for # 231955, 231960, 231965, 232012, 232010, 232080, 232065, 233813, 232460, 232455, 235714		12,1	30	085829 00 00	159
	Siphon cover for # 231955, 231960, 231965, 232012, 232010, 232080, 232065, 233813, 232460, 232455, 235714		7,1	40	085830 00 00	128
	Fixing for siphon cover		0,1		005503 00 00	44
	Siphon for washbasin with outlet pipe 300 mm					
	chrome	1 1/4"	0,6		005026 00 00	46
	Push-open waste *** for washbasins with overflow					
	chrome		0,4		005052 10 00	83
	black matt		0,4		005052 46 00	116
	Towel rail square tube 14 mm, for washbasin # 235714					
	chrome	1329			003124 10 00	286





Infobox: * When using this siphon please observe outlet height from upper surface of finished floor to centre of outlet in accordance with the technical specification sheet / For mounting ceramics larger than 1200mm two sets of fixings #6951000000 are required / In conjunction with pop-up basin waste or push-open valve the flow capacity of max. 7,5l / min./tap should not be exceeded / *** Recommended in conjunction with wall mounted tap fitting, vanity unit and/or consoles / When combined with pedestal or siphon cover, 2 of each are mandatory

DuraStyle Design by Matteo Thun & Antonio Rodriguez



Description	mm	kg	Qty.	Model-No.	Euro
					White - 00 White (HyG) - 20
 Double washbasin, double furniture washbasin with overflow, with tap platform, underneath glazed 1300 mm ●	1300 x 480	39,0	8	233813 00 00	976
Design Siphon *					
chrome		1,5		005036 10 00	193
black matt		1,5		005036 46 00	220
 Pedestal for # 231955, 231960, 231965, 232012, 232010, 232080, 232065, 233813, 232460, 232455, 235714		12,1	30	085829 00 00	159
 Siphon cover for # 231955, 231960, 231965, 232012, 232010, 232080, 232065, 233813, 232460, 232455, 235714		7,1	40	085830 00 00	128
Fixing for siphon cover		0,1		005503 00 00	44
Siphon for washbasin with outlet pipe 300 mm					
chrome	1 1/4"	0,6		005026 00 00	46
Push-open waste *** for washbasins with overflow					
chrome		0,4		005052 10 00	83
black matt		0,4		005052 46 00	116
 Towel rail square tube 14 mm, for washbasin # 233813					
chrome	1229			003123 10 00	261

Infobox: * When using this siphon please observe outlet height from upper surface of finished floor to centre of outlet in accordance with the technical specification sheet / For mounting ceramics larger than 1200mm two sets of fixings #6951000000 are required / In conjunction with pop-up basin waste or push-open valve the flow capacity of max. 7,5l / min./tap should not be exceeded / The towel rail can only be used for washbasins that were manufactured after 01/2019 / *** Recommended in conjunction with wall mounted tap fitting, vanity unit and/or consoles / When combined with pedestal or siphon cover, 2 of each are mandatory / recommendation of furniture see from page 674

DuraStyle Design by Matteo Thun & Antonio Rodriguez




	Description	mm	kg	Qty.	Model-No.	Euro
						White - 00 White (HyG) - 20
	Washbasin, furniture washbasin with overflow, with tap platform, underneath glazed					
	1200 mm ●	1200 x 480	33,2	8	232012 00 00	844
	1200 mm ☒	1200 x 480	33,2	8	232012 00 60	844
	1000 mm ●	1000 x 480	26,3	8	232010 00 00	714
	1000 mm ☒	1000 x 480	26,3	8	232010 00 60	714
	800 mm ●	800 x 480	22,5	8	232080 00 00	500
	800 mm ☒	800 x 480	22,5	8	232080 00 60	500
	650 mm ●	650 x 480	18,3	18	232065 00 00	389
	650 mm ☒	650 x 480	18,3	18	232065 00 60	389
	Pedestal for # 231955, 231960, 231965, 232012, 232010, 232080, 232065, 233813, 232460, 232455, 235714			12,1 30	085829 00 00	159
	Siphon cover for # 231955, 231960, 231965, 232012, 232010, 232080, 232065, 233813, 232460, 232455, 235714			7,1 40	085830 00 00	128
	Fixing for siphon cover			0,1	005503 00 00	44
	Siphon for washbasin with outlet pipe 300 mm chrome	1 1/4"		0,6	005026 00 00	46
	Towel rail square tube 14 mm, chrome					
	for washbasin # 232012	1129		0,8	003108 10 00	240
	for washbasin # 232010, 232510, 232610	931		0,7	003107 10 00	226
	for washbasin # 232080, 232580, 232680	739		0,6	003106 10 00	208
	for washbasin #232065	589		0,45	003105 10 00	184
	Push-open waste *** for washbasins with overflow chrome			0,4	005052 10 00	83
	black matt			0,4	005052 46 00	116
<div style="border: 1px solid black; padding: 5px;"> <p>Infobox: For mounting ceramics larger than 1200mm two sets of fixings #6951000000 are required / In conjunction with pop-up basin waste or push-open valve the flow capacity of max. 7,5l /min./tap should not be exceeded / The towel rail can only be used for washbasins that were manufactured after 03/2017 / *** Recommended in conjunction with wall mounted tap fitting, vanity unit and/or consoles / recommendation of furniture see from page 674</p> </div>						

DuraStyle Design by Matteo Thun & Antonio Rodriguez



Description	mm	kg	Qty.	Model-No.	Euro
					White - 00 White (HyG) - 20
	Washbasin, furniture washbasin asymmetric with overflow, with tap platform, bowl on left side				
1000 mm ●	1000 x 480	28,7	8	232510 00 00	714
1000 mm ☒	1000 x 480	28,7	8	232510 00 60	714
	underneath glazed				
800 mm ●	800 x 480	23,0	8	232580 00 00	500
800 mm ☒	800 x 480	23,0	8	232580 00 60	500
	Siphon for washbasin with outlet pipe 300 mm				
chrome	1 1/4"	0,6		005026 00 00	46
	Towel rail square tube 14 mm, chrome				
	for washbasin # 232010, 232510, 232610	931	0,7	003107 10 00	226
	for washbasin # 232080, 232580, 232680	739	0,6	003106 10 00	208
	Push-open waste *** for washbasins with overflow				
chrome		0,4		005052 10 00	83
black matt		0,4		005052 46 00	116

Infobox: In conjunction with pop-up basin waste or push-open valve the flow capacity of max. 7,5l /min./tap should not be exceeded / The towel rail can only be used for washbasins that were manufactured after 03/2017 / recommendation of furniture see from page 674 / *** Recommended in conjunction with wall mounted tap fitting, vanity unit and/or consoles

DuraStyle Design by Matteo Thun & Antonio Rodriguez

	Description	mm	kg	Qty.	Model-No.	Euro
						White - 00 White (HyG) - 20
	Washbasin, furniture washbasin asymmetric with overflow, with tap platform, bowl on right side					
	1000 mm ●	1000 x 480	28,7	8	232610 00 00	714
	1000 mm ☒	1000 x 480	28,7	8	232610 00 60	714
	underneath glazed					
	800 mm ●	800 x 480	23,0	8	232680 00 00	500
	800 mm ☒	800 x 480	23,0	8	232680 00 60	500
	Siphon for washbasin with outlet pipe 300 mm					
	chrome	1 1/4"	0,6		005026 00 00	46
	Towel rail square tube 14 mm, chrome					
	for washbasin # 232010, 232510, 232610	931	0,7		003107 10 00	226
	for washbasin # 232080, 232580, 232680	739	0,6		003106 10 00	208
	Push-open waste *** for washbasins with overflow					
	chrome		0,4		005052 10 00	83
	black matt		0,4		005052 46 00	116
Infobox: In conjunction with pop-up basin waste or push-open valve the flow capacity of max. 7,5l /min./tap should not be exceeded / The towel rail can only be used for washbasins that were manufactured after 03/2017 / recommendation of furniture see from page 674 / *** Recommended in conjunction with wall mounted tap fitting, vanity unit and/or consoles						
	Washbasin, furniture washbasin compact with overflow, with tap platform, underneath glazed					
	785 mm ●	785 x 400	18,4	12	233778 00 00	451
	635 mm ●	635 x 400	15,5	18	233763 00 00	346
	550 mm ●	550 x 400	14,2	24	233755 00 00	231
	Space saving siphon White	1 1/4"	0,4		005076 00 00	60
Infobox: Space saving siphon is recommended for vanity units / recommendation of furniture see from page 674						

DuraStyle Design by Matteo Thun & Antonio Rodriguez

Description	mm	kg	Qty.	Model-No.	Euro
					White - 00 White (HyG) - 20
 Bidet wall mounted ● with overflow					
with tap platform	370 x 540	21,0	16	228215 00 00	261
Fixing for wall mounted bidet and wall mounted toilet					
caps chrome	Ø 12 x 180	0,2		006500 10 00	30
caps white	Ø 12 x 180	0,2		006500 00 00	28
Siphon for bidet with extended outlet pipe					
chrome	1 1/4"	0,6		005027 00 00	47
Support bracket to be built in (distance 180 mm) Suitable for solid walls for wall mounted bidet and wall mounted toilet				695200 00 00	84
Infobox: If pre-wall carrier not used, the fixing # 006500 is recommended					
 Bidet wall mounted ● with overflow, with tap platform					
Durafix included	370 x 540	21,0	16	228715 00 00	298
Fixing for wall mounted bidet and wall mounted toilet					
caps white	Ø 12 x 180	0,2		006500 00 00	28
Siphon for bidet with extended outlet pipe					
chrome	1 1/4"	0,6		005027 00 00	47
Support bracket to be built in (distance 180 mm) Suitable for solid walls for wall mounted bidet and wall mounted toilet				695200 00 00	84
Infobox: If pre-wall carrier not used, the fixing # 006500 is recommended					





DuraStyle Design by Matteo Thun & Antonio Rodriguez

	Description	mm	kg	Qty.	Model-No.	Euro
						White - 00 White (HyG) - 20
	Bidet wall mounted ● with overflow, with tap platform					
	Durafix included	370 x 620	21,8	12	228615 00 00	344
	Fixing for wall mounted bidet and wall mounted toilet					
	caps white	Ø 12 x 180	0,2		006500 00 00	28
	Siphon for bidet with extended outlet pipe					
chrome	1 1/4"	0,6		005027 00 00	47	
	Support bracket to be built in (distance 180 mm) Suitable for solid walls for wall mounted bidet and wall mounted toilet				695200 00 00	84
Infobox: If pre-wall carrier not used, the fixing # 006500 is recommended						
	Bidet floor standing ● with overflow, with tap platform					
	fixings included	370 x 630	27,3	9	228310 00 00	247
	Siphon for bidet with extended outlet pipe					
chrome	1 1/4"	0,6		005027 00 00	47	
	Bidet floor standing ● back to wall, with overflow, with tap platform					
	fixings included	370 x 575	24,8	12	228410 00 00	235
	Siphon for bidet with extended outlet pipe					
chrome	1 1/4"	0,6		005027 00 00	47	








WonderGliss
+ EUR 82 per piece;
Simply add a '1' to the model-no.

DuraStyle Design by Matteo Thun & Antonio Rodriguez

	Description	mm	kg	Qty.	Model-No.	Euro
						White - 00 White (HyG) - 20
	Toilet wall mounted washdown model, UWL class 1					
	4,5 l	370 x 540	25,0	16	253609 00 00	297
	4,5 l, with HygieneGlaze	370 x 540	25,0	16	253609 20 00	352
	Noise reduction gasket for wall mounted toilet			0,3	005064 00 00	51
	Toilet seat and cover hinges stainless steel					
	without soft closure			2,1	006371 00 00	114
	removable, with soft closure			2,7	006379 00 00	176
	with lateral reinforcement and extended hinge shaft					
	without soft closure			2,6	002061 00 00	135
	Fixing for wall mounted bidet and wall mounted toilet					
	caps chrome	Ø 12 x 180	0,2		006500 10 00	30
	caps white	Ø 12 x 180	0,2		006500 00 00	28
Infobox: If pre-wall carrier not used, the fixing # 006500 is recommended						
	Toilet wall mounted washdown model, Durafix included, UWL class 1					
	4,5 l	370 x 540	23,0	16	255209 00 00	366
	4,5 l, with HygieneGlaze	370 x 540	23,0	16	255209 20 00	421
	Fixing for wall mounted bidet and wall mounted toilet					
	caps white	Ø 12 x 180	0,2		006500 00 00	28
	Noise reduction gasket for wall mounted toilet			0,3	005064 00 00	51
	Toilet seat and cover hinges stainless steel					
	without soft closure			2,1	006371 00 00	114
	removable, with soft closure			2,7	006379 00 00	176
	with lateral reinforcement and extended hinge shaft					
	without soft closure			2,6	002061 00 00	135
Infobox: Durafix for invisible fixation is included in delivery / If pre-wall carrier not used, the fixing # 006500 is recommended						






DuraStyle Design by Matteo Thun & Antonio Rodriguez

	Description	mm	kg	Qty.	Model-No.	Euro	
						White - 00 White (HyG) - 20	
  	Toilet set wall mounted						
	Packaging dimensions						
	560 x 400 x 430 mm		25,8	12	455209 00 A1	542	
	Toilet wall mounted, 255209 00 00						
	washdown model, Durafix included, UWL class 1						
	4,5 l	370 x 540					
	Toilet seat and cover, 006379 00 00						
	hinges stainless steel removable, with soft closure						
	Infobox: Durafix for invisible fixation is included in delivery / If pre-wall carrier not used, the fixing # 006500 is recommended						
	 	Toilet wall mounted Duravit Rimless®					
rimless, washdown model, UWL class 1							
4,5 l		370 x 540	25,4	16	253809 00 00	389	
4,5 l, with HygieneGlaze		370 x 540	25,4	16	253809 20 00	444	
Noise reduction gasket							
for wall mounted toilet			0,3		005064 00 00	51	
Toilet seat and cover							
hinges stainless steel							
without soft closure			2,1	126	006371 00 00	114	
removable, with soft closure			2,7	126	006379 00 00	176	
with lateral reinforcement and extended hinge shaft							
without soft closure		2,6	126	002061 00 00	135		
Fixing							
for wall mounted bidet and wall mounted toilet							
caps white	Ø 12 x 180	0,2		006500 00 00	28		
caps chrome	Ø 12 x 180	0,2		006500 10 00	30		
Infobox: If pre-wall carrier not used, the fixing # 006500 is recommended							



WonderGliss
+ EUR 82 per piece;
Simply add a '1' to the model-no.

DuraStyle Design by Matteo Thun & Antonio Rodriguez

	Description	mm	kg	Qty.	Model-No.	Euro
						White - 00 White (HyG) - 20
	Toilet wall mounted Duravit Rimless® rimless, washdown model, Durafix included, UWL class 1					
	4,5 l	370 x 540	28,7	16	255109 00 00	468
	4,5 l, with HygieneGlaze	370 x 540	28,7	16	255109 20 00	523
	Noise reduction gasket for wall mounted toilet		0,3		005064 00 00	51
	Toilet seat and cover hinges stainless steel					
	without soft closure		2,1	126	006371 00 00	114
	removable, with soft closure with lateral reinforcement and extended hinge shaft		2,7	126	006379 00 00	176
	without soft closure		2,6	126	002061 00 00	135
	Fixing for wall mounted bidet and wall mounted toilet					
	caps white	Ø 12 x 180	0,2		006500 00 00	28
Infobox: If pre-wall carrier not used, the fixing # 006500 is recommended / Durafix for invisible fixation is included in delivery						
	Toilet set wall mounted Duravit Rimless® Packaging dimensions 560 x 400 x 430 mm					
	without WonderGliss		31,5	12	455109 00 A1	644
	with WonderGliss		31,5	12	455109 00 A11	726
	Toilet wall mounted Duravit Rimless®, 255109 rimless, washdown model, Durafix included, UWL class 1					
	4,5 l	370 x 540				
	Toilet seat and cover, 006379 00 00 hinges stainless steel removable, with soft closure					
Infobox: Durafix for invisible fixation is included in delivery / If pre-wall carrier not used, the fixing # 006500 is recommended						








DuraStyle Design by Matteo Thun & Antonio Rodriguez

	Description	mm	kg	Qty.	Model-No.	Euro	
						White - 00 White (HyG) - 20	
	Toilet wall mounted						
	washout model, UWL class 1						
	4,5 l	370 x 540	27,0	16	254009 00 00	422	
	4,5 l, with HygieneGlaze	370 x 540	27,0	16	254009 20 00	477	
	Fixing						
	for wall mounted bidet and wall mounted toilet						
	caps chrome	Ø 12 x 180	0,2		006500 10 00	30	
	caps white	Ø 12 x 180	0,2		006500 00 00	28	
	Noise reduction gasket						
	for wall mounted toilet		0,3		005064 00 00	51	
	Toilet seat and cover						
	hinges stainless steel						
	without soft closure		2,1	126	006371 00 00	114	
	removable, with soft closure		2,7	126	006379 00 00	176	
	with lateral reinforcement and extended hinge shaft						
	without soft closure		2,6	126	002061 00 00	135	
	Infobox: If pre-wall carrier not used, the fixing # 006500 is recommended						
		Toilet wall mounted Compact					
		washdown model, UWL class 1					
		4,5 l	370 x 480	22,5	16	253909 00 00	348
4,5 l, with HygieneGlaze		370 x 480	22,5	16	253909 20 00	403	
Noise reduction gasket							
for wall mounted toilet			0,3		005064 00 00	51	
		Toilet seat and cover					
		hinges stainless steel					
		without soft closure		2,1	126	006371 00 00	114
		removable, with soft closure		2,7	126	006379 00 00	176
	Fixing						
	for wall mounted bidet and wall mounted toilet						
	caps white	Ø 12 x 180	0,2		006500 00 00	28	
	caps chrome	Ø 12 x 180	0,2		006500 10 00	30	
	Infobox: If pre-wall carrier not used, the fixing # 006500 is recommended						





WonderGliss
+ EUR 82 per piece;
Simply add a '1' to the model-no.

DuraStyle Design by Matteo Thun & Antonio Rodriguez

	Description	mm	kg	Qty.	Model-No.	Euro
						White - 00 White (HyG) - 20
	Toilet wall mounted Compact Duravit Rimless® rimless, washdown model, UWL class 1					
	♻️ 4,5 l	370 x 480	23,0	16	257109 00 00	357
	♻️ 4,5 l, with HygieneGlaze	370 x 480	23,0	16	257109 20 00	412
	Noise reduction gasket for wall mounted toilet		0,3		005064 00 00	51
	Toilet seat and cover hinges stainless steel					
	without soft closure		2,1	126	006371 00 00	114
	removable, with soft closure		2,7	126	006379 00 00	176
	Fixing for wall mounted bidet and wall mounted toilet					
	caps white	Ø 12 x 180	0,2		006500 00 00	28
	caps chrome	Ø 12 x 180	0,2		006500 10 00	30
Infobox: If pre-wall carrier not used, the fixing # 006500 is recommended						
	Toilet set wall mounted Compact Duravit Rimless® Packaging dimensions					
	520 x 400 x 430 mm		25,8	12	457109 00 A1	533
	Toilet wall mounted Compact Duravit Rimless®, 257109 00 00 rimless, washdown model, UWL class 1					
	♻️ 4,5 l	370 x 480				
	Toilet seat and cover, 006379 00 00 hinges stainless steel removable, with soft closure					
Infobox: If pre-wall carrier not used, the fixing # 006500 is recommended						
	Toilet wall mounted washdown model, Durafix included, UWL class 1					
	♻️ 4,5 l	370 x 620	30,8	12	253709 00 00	380
	♻️ 4,5 l, with HygieneGlaze	370 x 620	30,8	12	253709 20 00	435
	Noise reduction gasket for wall mounted toilet		0,3		005064 00 00	51
	Toilet seat and cover removable, elongated, hinges stainless steel					
	without soft closure		3,1	126	006051 00 00	124
	with soft closure		3,1	126	006059 00 00	219
	Fixing for wall mounted bidet and wall mounted toilet					
	caps white	Ø 12 x 180	0,2		006500 00 00	28
Infobox: If pre-wall carrier not used, the fixing # 006500 is recommended / Durafix for invisible fixation is included in delivery						





DuraStyle Design by Matteo Thun & Antonio Rodriguez

	Description	mm	kg	Qty.	Model-No.	Euro
						White - 00 White (HyG) - 20
	Toilet wall mounted Duravit Rimless® rimless, washdown model, Durafix included, UWL class 1					
	4,5 l	370 x 620	28,3	12	254209 00 00	507
	4,5 l, with HygieneGlaze	370 x 620	28,3	12	254209 20 00	562
	Noise reduction gasket for wall mounted toilet			0,3	005064 00 00	51
	Toilet seat and cover removable, elongated, hinges stainless steel					
	without soft closure			3,1 126	006051 00 00	124
	with soft closure			3,1 126	006059 00 00	219
	Fixing for wall mounted bidet and wall mounted toilet					
	caps white	Ø 12 x 180	0,2		006500 00 00	28
	caps chrome	Ø 12 x 180	0,2		006500 10 00	30
<div style="border: 1px solid black; padding: 5px;"> Infobox: If pre-wall carrier not used, the fixing # 006500 is recommended / Durafix for invisible fixation is included in delivery </div>						





WonderGliss
+ EUR 82 per piece;
Simply add a '1' to the model-no.

DuraStyle Design by Matteo Thun & Antonio Rodriguez

	Description	mm	kg	Qty.	Model-No.	Euro
						White - 00 White (HyG) - 20
	Toilet wall mounted Duravit Rimless® rimless, washdown model, suitable for barrier-free applications, projection 700 mm, Durafix included, UWL class 1					
	4,5 l	370 x 700	30,5	9	255909 00 00	604
	4,5 l, with HygieneGlaze	370 x 700	30,5	9	255909 20 00	659
	Fixing for wall mounted bidet and wall mounted toilet					
	caps chrome	∅ 12 x 180	0,2		006500 10 00	30
	caps white	∅ 12 x 180	0,2		006500 00 00	28
	Noise reduction gasket for wall mounted toilet		0,3		005064 00 00	51
	Toilet seat and cover elongated, with lateral reinforcement and extended hinge shaft, hinges stainless steel					
	without soft closure		3,1	126	006231 00 00	170
	with soft closure		3,1	126	006239 00 00	266
	Toilet seat ring elongated, with lateral reinforcement and extended hinge shaft, hinges stainless steel					
	without soft closure		1,65	126	006251 00 00	137
	Toilet seat and cover removable, elongated, hinges stainless steel					
	without soft closure		3,1	126	006051 00 00	124
	with soft closure		3,1	126	006059 00 00	219
Infobox: Barrier-free according to DIN 18040-1 and DIN 18040-2 / If pre-wall carrier not used, the fixing # 006500 is recommended / Durafix for invisible fixation is included in delivery						




DuraStyle Design by Matteo Thun & Antonio Rodriguez

	Description	mm	kg	Qty.	Model-No.	Euro
						White - 00 White (HyG) - 20
	Toilet floor standing back to wall, for independent water supply, fixings included, washdown model, horizontal outlet, UWL class 1					
	♻️ 4,5 l	370 x 570	28,0	12	215009 00 00	264
	♻️ 4,5 l, with HygieneGlaze	370 x 570	28,0	12	215009 20 00	319
	Vario connector set for horizontal and vertical outlet, length adjustable					
	incl. excenter	∅ 110	1,5		001422 00 00	85
	Toilet seat and cover hinges stainless steel					
	without soft closure		2,1	126	006371 00 00	114
	removable, with soft closure		2,7	126	006379 00 00	176
	with lateral reinforcement and extended hinge shaft					
	without soft closure		2,6	126	002061 00 00	135






WonderGliss
+ EUR 82 per piece;
Simply add a '1' to the model-no.

DuraStyle Design by Matteo Thun & Antonio Rodriguez

Description	mm	kg	Qty.	Model-No.	Euro	
					White - 00 White (HyG) - 20	
	Toilet close-coupled (without cistern), washdown model, Outlet for Vario connector set, for horizontal and vertical outlet, length adjustable from 70 - 170 mm, and vario connecting bend, vertical outlet from 160 - 220 mm, fixings included, UWL class 1					
	4,5 l	370 x 630	30,5	9	215509 00 00	348
	4,5 l, with HygieneGlaze	370 x 630	30,5	9	215509 20 00	403
	Vario connector set for horizontal and vertical outlet, length adjustable incl. excenter	∅ 110	1,5		001422 00 00	85
	Vario connecting bend for vertical outlet	∅ 90	0,9		899025 00 00	71
	Cistern with Dual Flush mechanism, chrome, for side supply					
	6/3 l, UWL class 2	390 x 170	14,9	27	093500 00 05	240
	4,5/3 l, UWL class 1	390 x 170	14,9	27	093500 00 85	240
	for bottom left supply					
	6/3 l, UWL class 2	390 x 170	14,9	27	093510 00 05	240
	4,5/3 l, UWL class 1	390 x 170	14,9	27	093510 00 85	240
	Conversion set for back supply chrome		0,5		007504 10 00	36
	Toilet seat and cover hinges stainless steel					
	without soft closure		2,1	126	006371 00 00	114
	removable, with soft closure		2,7	126	006379 00 00	176
	with lateral reinforcement and extended hinge shaft					
	without soft closure		2,6	126	002061 00 00	135







DuraStyle Design by Matteo Thun & Antonio Rodriguez

Description	mm	kg	Qty.	Model-No.	Euro	
					White - 00 White (HyG) - 20	
	Toilet close-coupled (without cistern), washdown model, Outlet for Vario connector set, for horizontal and vertical outlet, length adjustable from 70 - 190 mm, and vario connecting bend, vertical outlet from 170 - 220 mm, fixings included, UWL class 1					
	4,5 l	370 x 700	41,3	9	215609 00 00	539
	4,5 l, with HygieneGlaze	370 x 700	41,3	9	215609 20 00	594
	Vario connector set for horizontal and vertical outlet, length adjustable incl. excenter	∅ 110	1,5		001422 00 00	85
	Vario connecting bend for vertical outlet	∅ 90	0,9		899025 00 00	71
	Cistern with Dual Flush mechanism, chrome, for side supply					
	6/3 l, UWL class 2	390 x 170	14,9	27	093500 00 05	240
	4,5/3 l, UWL class 1	390 x 170	14,9	27	093500 00 85	240
	for bottom left supply					
	6/3 l, UWL class 2	390 x 170	14,9	27	093510 00 05	240
	4,5/3 l, UWL class 1	390 x 170	14,9	27	093510 00 85	240
	Conversion set for back supply chrome		0,5		007504 10 00	36
	Toilet seat and cover removable, elongated, hinges stainless steel					
	without soft closure		3,1	126	006051 00 00	124
	with soft closure		3,1	126	006059 00 00	219





WonderGliss
+ EUR 82 per piece;
Simply add a '1' to the model-no.

DuraStyle Design by Matteo Thun & Antonio Rodriguez

	Description	mm	kg	Qty.	Model-No.	Euro
						White - 00 White (HyG) - 20
	Toilet close-coupled washdown model, (without cistern), fixings included, horizontal outlet, UWL class 1					
	♻️ 4,5 l	370 x 630	41,3	9	216209 00 00	385
	♻️ 4,5 l, with HygieneGlaze	370 x 630	41,3	9	216209 20 00	440
	Cistern with Dual Flush mechanism, chrome, for side supply					
	♻️ 6/3 l, UWL class 2	390 x 170	14,9	27	093500 00 05	240
	♻️ 4,5/3 l, UWL class 1 for bottom left supply	390 x 170	14,9	27	093500 00 85	240
	♻️ 6/3 l, UWL class 2	390 x 170	14,9	27	093510 00 05	240
	♻️ 4,5/3 l, UWL class 1	390 x 170	14,9	27	093510 00 85	240
	Conversion set for back supply chrome					
			0,5		007504 10 00	36
	Toilet seat and cover hinges stainless steel					
	without soft closure		2,1	126	006371 00 00	114
	removable, with soft closure		2,7	126	006379 00 00	176
	Toilet close-coupled Duravit Rimless® Nordic toilet version, rimless, washdown model, Comfort height 440 mm, Cistern dual-flush ♻️ 4,5/3 litre, vertical outlet, UWL class 1, For gluing only					
	ball valve included	360 x 655	44,0	6	010701 00 04	565
	Toilet seat and cover hinges stainless steel					
	removable, with soft closure		2,6	108	002999 00 00	155





DuraStyle Design by Matteo Thun & Antonio Rodriguez

Description	mm	kg	Qty.	Model-No.	Euro
					White - 00 White (HyG) - 20
					
One-piece toilet US-version, elongated with syphonic jet action, 305 mm/12" rough-in, with Single Flush piston valve, top flush, vertical outlet					
♻️ 1,28 gpf (4,8 lpf)	370 x 720	55,0	8	215701 00 85	461
♻️ 1,28 gpf (4,8 lpf), with HygieneGlaze	370 x 720	55,0	8	215701 20 85	516
with dual flush piston valve, top flush					
♻️ 1,32/0,92 gpf (5/3,5 lpf)	370 x 720	55,0	8	215701 00 83	461
♻️ 1,32/0,92 gpf (5/3,5 lpf), with HygieneGlaze	370 x 720	55,0	8	215701 20 83	516
Mounting set for One-piece and Two-piece toilets					
520 mm, 1/2", ASIA-version		0,48		001416 00 00	58
Mounting set for One-piece and Two-piece toilets, Outflow 3/8" - external thread, Wall Connection 1/2" - internal thread					
450 mm, 1/2", US-version		0,48		001417 00 00	77
					
Toilet seat and cover removable, elongated, hinges stainless steel					
without soft closure			3,1 126	006051 00 00	124
with soft closure			3,1 126	006059 00 00	219
Infobox: The mounting set is optional for installation					









WonderGliss
+ EUR 82 per piece;
Simply add a '1' to the model-no.

DuraStyle Design by Matteo Thun & Antonio Rodriguez

	Description	mm	kg	Qty.	Model-No.	Euro
						White - 00 White (HyG) - 20
	Two-piece toilet (without cistern), US-version, elongated with syphonic jet action, 305 mm/12" rough-in, vertical outlet					
	💧 1,32/0,92 gpf (5/3,5 lpf)	360 x 700	41,7	12	216001 00 00	246
	💧 1,28 gpf (4,8 lpf)	360 x 700	41,7	12	216001 00 85	246
	with HygieneGlaze					
	💧 1,32/0,92 gpf (5/3,5 lpf)	360 x 700	41,7	12	216001 20 00	301
	💧 1,28 gpf (4,8 lpf)	360 x 700	41,7	12	216001 20 85	301
	Mounting set for One-piece and Two-piece toilets					
	520 mm, 1/2", ASIA-version		0,48		001416 00 00	58
	Mounting set for One-piece and Two-piece toilets, Outflow 3/8" - external thread, Wall Connection 1/2" - internal thread					
	450 mm, 1/2", US-version		0,48		001417 00 00	77
	Cistern with dual flush piston valve, top flush, for bottom left supply					
	💧 1,32/0,92 gpf (5/3,5 lpf)	390 x 170	13,6	40	093520 00 83	173
	with Single Flush piston valve, top flush					
💧 1,28 gpf (4,8 lpf)	390 x 170	13,6	40	093520 00 85	173	
	Toilet seat and cover removable, elongated, hinges stainless steel					
	without soft closure		3,1	126	006051 00 00	124
	with soft closure		3,1	126	006059 00 00	219
Infobox: The mounting set is optional for installation						
	Urinal concealed inlet, syphonic action, vertical or horizontal outlet, fixings included					
	model without fly	300 x 340	15,4	16	280430 00 00	375
	model with fly	300 x 340	15,4	16	280430 00 07	415
	with HygieneGlaze					
	model without fly	300 x 340	15,4	16	280430 20 00	430
	model with fly	300 x 340	15,4	16	280430 20 07	470
	Water inlet mechanism for urinals with back supply	1/2"	0,1		695800 00 00	31
	Siphon 1 - 4 L					
	vertical outlet	ø 50	0,2		005111 00 00	67
	horizontal outlet (concealed)	ø 50	0,2		005112 00 00	67
Infobox: The using of the Siphon # 0051120000 is required						







DuraStyle Design by Matteo Thun & Antonio Rodriguez

Description	mm	kg	Qty.	Model-No.	Euro	
 <p>Urinal concealed inlet, rimless, for 1/2" connection, horizontal outlet Ø 50 mm, includes jet nozzle, inlet-set, siphon-trap and fixings</p>					White - 00 White (HyG) - 20	
	model without fly	300 x 340	13,9	16	280630 00 00	422
	model with fly 	300 x 340	13,9	16	280630 00 07	461
	with HygieneGlaze					
	model without fly	300 x 340	13,9	16	280630 20 00	477
	model with fly 	300 x 340	13,9	16	280630 20 07	516
	Air trap					
	Spare part		0,02		100342 00 00	37
	Inspection key					
	Spare part		0,02		100344 00 00	16
<div style="border: 1px solid black; padding: 5px;"> Infobox: In combination with adjustable in-wall flushometers / When using GEBERIT pre-wall carriers model range Duofix # 111.616 / Kombifix # 457.611 / GIS # 461.621, mandatory in combination with inlet adapter # 242.042.00.1 for 1/2" inlet connection </div>						
 <p>Urinal Electronic urinal for battery supply, concealed inlet, syphonic action, horizontal outlet, complete control unit and fixings included</p>						
	model without fly	300 x 340	17,6	12	280431 00 00	1.185
	model with fly 	300 x 340	17,6	12	280431 00 07	1.197
	with HygieneGlaze					
	model without fly	300 x 340	17,6	12	280431 20 00	1.240
	model with fly 	300 x 340	17,6	12	280431 20 07	1.252
	Siphon					
	1 - 4 L					
	horizontal outlet (concealed)	Ø 50	0,2		005112 00 00	67
	<div style="border: 1px solid black; padding: 5px;"> Infobox: The using of the Siphon # 0051120000 is required </div>					









WonderGliss
+ EUR 82 per piece;
Simply add a '1' to the model-no.

DuraStyle Design by Matteo Thun & Antonio Rodriguez

Description	mm	kg	Qty.	Model-No.	Euro
					White - 00 White (HyG) - 20
					
Urinal Electronic urinal for power supply, concealed inlet, syphonic action, horizontal outlet, complete control unit and fixings included					
model without fly	300 x 340	17,6	12	280431 00 93	1.185
model with fly 	300 x 340	17,6	12	280431 00 97	1.226
with HygieneGlaze					
model without fly	300 x 340	17,6	12	280431 20 93	1.240
model with fly 	300 x 340	17,6	12	280431 20 97	1.281
Pre-assembly set power supply unit 100-230V including electrical outlet					
		0,2		005004 00 00	94
Siphon 1 - 4 L horizontal outlet (concealed)	ø 50				
		0,2		005112 00 00	67
Infobox: The using of the Siphon # 0051120000 is required / For installation the pre-assembly set is mandatory					
					
Urinal Electronic urinal for battery supply, rimless, concealed inlet, horizontal outlet ø 50 mm, complete control unit, jet nozzle, inlet-set, siphon-trap and fixings included					
model without fly	300 x 340	16,1	12	280631 00 00	1.222
model with fly 	300 x 340	16,1	12	280631 00 07	1.232
with HygieneGlaze					
model without fly	300 x 340	16,1	12	280631 20 00	1.277
model with fly 	300 x 340	16,1	12	280631 20 07	1.287
Air trap Spare part					
		0,02		100342 00 00	37
Inspection key Spare part					
		0,02		100344 00 00	16
Infobox: When using GEBERIT pre-wall carriers model range Duofix # 111.686 / Kombifix # 457.686 / GIS # 461.686, do not use an Geberit inlet traverse					

DuraStyle Design by Matteo Thun & Antonio Rodriguez

Description	mm	kg	Qty.	Model-No.	Euro
					White - 00 White (HyG) - 20
					
Urinal Electronic urinal for power supply, rimless, concealed inlet, horizontal outlet Ø 50 mm, complete control unit, jet nozzle, inlet-set, siphon-trap and fixings included					
model without fly	300 x 340	16,1	12	280631 00 93	1.222
model with fly 	300 x 340	16,1	12	280631 00 97	1.262
with HygieneGlaze					
model without fly	300 x 340	16,1	12	280631 20 93	1.277
model with fly 	300 x 340	16,1	12	280631 20 97	1.317
Pre-assembly set power supply unit 100-230V including electrical outlet					
		0,2		005004 00 00	94
Air trap Spare part					
		0,02		100342 00 00	37
Inspection key Spare part					
		0,02		100344 00 00	16
Infobox: For installation the pre-assembly set is mandatory / When using GEBERIT pre-wall carriers model range Duofix # 111.686 / Kombifix # 457.686 / GIS # 461.686, do not use an Geberit inlet traverse					
					
Urinal DuraStyle Dry waterless, horizontal outlet Ø 50 mm, Air trap and fixing included					
model without fly	300 x 340	13,8	16	280830 00 00	513
model with fly 	300 x 340	13,8	16	280830 00 07	552
with HygieneGlaze					
model without fly	300 x 340	13,8	16	280830 20 00	568
model with fly 	300 x 340	13,8	16	280830 20 07	607
Air trap incl. Key-Ring Spare part					
		0,1		100384 00 00	62
Air trap Spare part					
		0,02		100342 00 00	37
Inspection key Spare part					
		0,02		100344 00 00	16
Special Cleaner for waterless urinals, with spray top 6 bottles 500 ml each					
		3,6		005062 00 00	83
Infobox: Not available in WonderGliss					










WonderGliss
+ EUR 82 per piece;
Simply add a '1' to the model-no.

DuraStyle Basic Design by Duravit

	Description	mm	kg	Qty.	Model-No.	Euro	
						White - 00 White (HyG) - 20	
	Bidet wall mounted ● with overflow with tap platform	370 x 540	20,0	16	227915 00 00	201	
	Fixing for wall mounted bidet and wall mounted toilet						
	caps chrome	∅ 12 x 180	0,2		006500 10 00	30	
	caps white	∅ 12 x 180	0,2		006500 00 00	28	
	Siphon for bidet with extended outlet pipe						
	chrome	1 1/4"	0,6		005027 00 00	47	
	Support bracket to be built in (distance 180 mm) Suitable for solid walls for wall mounted bidet and wall mounted toilet				695200 00 00	84	
	Infobox: If pre-wall carrier not used, the fixing # 006500 is recommended						
		Toilet wall mounted Duravit Rimless® rimless, washdown model, UWL class 1					
		♻️ 4,5 l	365 x 540	23,0	16	256209 00 00	199
♻️ 4,5 l, with HygieneGlaze		365 x 540	23,0	16	256209 20 00	254	
Noise reduction gasket for wall mounted toilet					005064 00 00	51	
		Toilet seat and cover hinges stainless steel					
		without soft closure		2,4	126	002071 00 00	88
		with soft closure		2,4	126	002079 00 00	128
Fixing for wall mounted bidet and wall mounted toilet							
caps white		∅ 12 x 180	0,2		006500 00 00	28	
caps chrome		∅ 12 x 180	0,2		006500 10 00	30	
Infobox: Optionally available with a standard seat and cover / If pre-wall carrier not used, the fixing # 006500 is recommended							
	Toilet set wall mounted Duravit Rimless® Packaging dimensions 560 x 400 x 430 mm		25,9	12	456209 00 A1	327	
	Toilet wall mounted Duravit Rimless®, 256209 00 00 rimless, washdown model, UWL class 1						
	♻️ 4,5 l	365 x 540					
	Toilet seat and cover, 002079 00 00 hinges stainless steel with soft closure						
	Infobox: Optionally available with a standard seat and cover / If pre-wall carrier not used, the fixing # 006500 is recommended						








DuraStyle Basic Design by Duravit

	Description	mm	kg	Qty.	Model-No.	Euro
						White - 00 White (HyG) - 20
	Toilet wall mounted Compact Duravit Rimless® rimless, washdown model, UWL class 1					
	♻️ 4,5 l	365 x 480	20,5	16	257509 00 00	189
	♻️ 4,5 l, with HygieneGlaze	365 x 480	20,5	16	257509 20 00	244
	Noise reduction gasket for wall mounted toilet		0,3		005064 00 00	51
	Toilet seat and cover hinges stainless steel					
	without soft closure		2,0	126	002611 00 00	88
	with soft closure		2,0	126	002619 00 00	128
	Fixing for wall mounted bidet and wall mounted toilet					
	caps white	Ø 12 x 180	0,2		006500 00 00	28
	caps chrome	Ø 12 x 180	0,2		006500 10 00	30
Infobox: Optionally available with a standard seat and cover / If pre-wall carrier not used, the fixing # 006500 is recommended						
	Toilet set wall mounted Compact Duravit Rimless® Packaging dimensions					
	510 x 392 x 430 mm		23,0	12	457509 00 A1	317
	Toilet wall mounted Compact Duravit Rimless®, 257509 00 00 rimless, washdown model, UWL class 1					
	♻️ 4,5 l	365 x 480				
	Toilet seat and cover, 002619 00 00 hinges stainless steel with soft closure					
Infobox: If pre-wall carrier not used, the fixing # 006500 is recommended / Optionally available with a standard seat and cover						
	Toilet wall mounted Duravit Rimless® rimless, washdown model, model for children, UWL class 1					
	♻️ 4,5 l	325 x 480	18,5	16	257409 00 00	357
	♻️ 4,5 l, with HygieneGlaze	325 x 480	18,5	16	257409 20 00	412
	Toilet seat and cover hinges stainless steel with soft closure		2,1	144	002139 00 00	99
	Fixing for wall mounted bidet and wall mounted toilet					
	caps chrome	Ø 12 x 180	0,2		006500 10 00	30
	caps white	Ø 12 x 180	0,2		006500 00 00	28
Infobox: If pre-wall carrier not used, the fixing # 006500 is recommended						






WonderGliss
+ EUR 82 per piece;
Simply add a '1' to the model-no.

DuraStyle Basic Design by Duravit

	Description	mm	kg	Qty.	Model-No.	Euro
						White - 00 White (HyG) - 20
	Toilet floor standing Duravit Rimless® rimless, for independent water supply, washdown model, fixings included, vertical outlet, UWL class 1					
	♻️ 4,5 l	370 x 560	23,3	12	218401 00 00	182
	♻️ 4,5 l, with HygieneGlaze	370 x 560	23,3	12	218401 20 00	237
	Toilet seat and cover hinges stainless steel					
	without soft closure		2,4	126	002071 00 00	88
	with soft closure		2,4	126	002079 00 00	128
Infobox: Optionally available with a standard seat and cover						
	Toilet floor standing Duravit Rimless® rimless, for independent water supply, washdown model, fixings included, horizontal outlet, UWL class 1					
	♻️ 4,5 l	370 x 480	21,5	12	218409 00 00	173
	♻️ 4,5 l, with HygieneGlaze	370 x 480	21,5	12	218409 20 00	228
	Toilet seat and cover hinges stainless steel					
	without soft closure		2,4	126	002071 00 00	88
	with soft closure		2,4	126	002079 00 00	128
Infobox: Optionally available with a standard seat and cover						
	Toilet set floor standing Duravit Rimless® Packaging dimensions 510 x 386 x 465 mm					
			24,5	12	418409 00 A1	301
	Toilet floor standing Duravit Rimless®, 218409 00 00 rimless, for independent water supply, washdown model, fixings included, horizontal outlet, UWL class 1					
	♻️ 4,5 l	370 x 480				
	Toilet seat and cover, 002079 00 00 hinges stainless steel with soft closure					
Infobox: Optionally available with a standard seat and cover						



DuraStyle Basic Design by Duravit

Description	mm	kg	Qty.	Model-No.	Euro
					White - 00 White (HyG) - 20
 Toilet close-coupled Duravit Rimless® rimless, (without cistern), washdown model, fixings included, Outlet for Vario connector set, for horizontal and vertical outlet, length adjustable from 70 - 170 mm, and vario connecting bend, vertical outlet from 160 - 230 mm, UWL class 1					
♻️ 4,5 l	365 x 650	31,5	9	218209 00 00	215
♻️ 4,5 l, with HygieneGlaze	365 x 650	31,5	9	218209 20 00	270
with holes for external water supply					
♻️ 4,5 l	365 x 650	31,5	9	218209 00 68	215
♻️ 4,5 l, with HygieneGlaze	365 x 650	31,5	9	218209 20 68	270
Vario connector set for horizontal and vertical outlet, length adjustable incl. excenter	∅ 110	1,5		001422 00 00	85
Vario connecting bend for vertical outlet	∅ 90	0,9		899025 00 00	71
 Cistern with Dual Flush mechanism, chrome, for side supply					
♻️ 6/3 l, UWL class 2	390 x 170	13,0	28	094100 00 05	129
♻️ 4,5/3 l, UWL class 1	390 x 170	13,0	28	094100 00 85	129
bottom left supply					
♻️ 6/3 l, UWL class 2	390 x 170	13,0	28	094110 00 05	129
♻️ 4,5/3 l, UWL class 1	390 x 170	13,0	28	094110 00 85	129
Cistern Singapore version, with Dual Flush mechanism, chrome, for bottom left supply					
♻️ 4,0/3 L, UWL class 1	390 x 170	13,0	40	094141 00 85	153
Cistern AUS-Version, with dual flush piston valve, top flush, back supply					
♻️ 4,5/3 l, UWL class 1	390 x 170	13,0	40	094120 00 04	138
Conversion set chrome, for back supply		0,2		007508 10 00	34
 Toilet seat and cover hinges stainless steel without soft closure			2,4	002071 00 00	88
with soft closure			2,4	002079 00 00	128
Infobox: Optionally available with a standard seat and cover					






WonderGliss
+ EUR 82 per piece;
Simply add a '1' to the model-no.

DuraStyle Basic Design by Duravit

Description	mm	kg	Qty.	Model-No.	Euro
					White - 00 White (HyG) - 20
 Toilet close-coupled Duravit Rimless® Hong Kong - version, (without cistern), rimless, vertical outlet, washdown model, fixings included, UWL class 1					
♻️ 4,5 l	365 x 655	29,5	9	218301 00 00	251
♻️ 4,5 l, with HygieneGlaze	365 x 655	29,5	9	218301 20 00	306
Cistern Hong Kong - version, without mechanism for bottom left or bottom right supply	390 x 170	12,2	40	094130 00 00	105
Vario connector set for horizontal and vertical outlet, length adjustable incl. excenter	∅ 110	1,5		001422 00 00	85
Vario connecting bend for vertical outlet	∅ 90	0,9		899025 00 00	71
 Toilet seat and cover hinges stainless steel without soft closure			2,4	002071 00 00	88
with soft closure			2,4	002079 00 00	128
Infobox: Optionally available with a standard seat and cover					



DuraStyle Basic Design by Duravit

Description	mm	kg	Qty.	Model-No.	Euro
					White - 00 White (HyG) - 20
 Toilet close-coupled Duravit Rimless® (without cistern), rimless, washdown model, fixings included, horizontal outlet, UWL class 1					
☉ 4,5 l	365 x 655	27,1	9	218309 00 00	212
☉ 4,5 l, with HygieneGlaze	365 x 655	27,1	9	218309 20 00	267
 Cistern with Dual Flush mechanism, chrome, for side supply					
☉ 6/3 l, UWL class 2	390 x 170	13,0	28	094100 00 05	129
☉ 4,5/3 l, UWL class 1	390 x 170	13,0	28	094100 00 85	129
bottom left supply					
☉ 6/3 l, UWL class 2	390 x 170	13,0	28	094110 00 05	129
☉ 4,5/3 l, UWL class 1	390 x 170	13,0	28	094110 00 85	129
Conversion set chrome, for back supply					
		0,2		007508 10 00	34
Vario connector set for horizontal and vertical outlet, length adjustable					
incl. excenter	∅ 110	1,5		001422 00 00	85
Vario connecting bend for vertical outlet					
	∅ 90	0,9		899025 00 00	71
 Toilet seat and cover hinges stainless steel					
without soft closure		2,4	126	002071 00 00	88
with soft closure		2,4	126	002079 00 00	128
Infobox: Optionally available with a standard seat and cover					




WonderGliss
+ EUR 82 per piece;
Simply add a '1' to the model-no.

DuraStyle Basic Design by Duravit

Description	mm	kg	Qty.	Model-No.	Euro
					White - 00 White (HyG) - 20
 One-piece toilet Duravit Rimless®					
rimless, US-version, elongated with syphonic jet action, 305 mm/12" rough-in, vertical outlet, with Single Flush mechanism with side lever left					
♻️ 1,28 gpf (4,8 lpf)	365 x 715	41,7	8	219501 00 02	551
♻️ 1,28 gpf (4,8 lpf), with HygieneGlaze	365 x 715	41,7	8	219501 20 02	606
with Single Flush mechanism with side lever right					
♻️ 1,28 gpf (4,8 lpf)	365 x 715	41,7	8	219501 00 82	551
♻️ 1,28 gpf (4,8 lpf), with HygieneGlaze,	365 x 715	41,7	8	219501 20 82	606
with dual flush piston valve, top flush					
♻️ 1,32/0,92 gpf (5/3,5 lpf)	365 x 715	41,7	8	219601 00 05	551
♻️ 1,32/0,92 gpf (5/3,5 lpf), with HygieneGlaze	365 x 715	41,7	8	219601 20 05	606
Mounting set					
for One-piece and Two-piece toilets, Outflow 3/8" - external thread, Wall Connection 1/2" - internal thread					
450 mm, 1/2", US-version		0,48		001417 00 00	77
Mounting set					
for One-piece and Two-piece toilets					
520 mm, 1/2", ASIA-version		0,48		001416 00 00	58
 Toilet seat and cover					
removable, elongated, hinges stainless steel					
without soft closure			126	002521 00 00	86
with soft closure		2,0	126	002529 00 00	127
Infobox: The mounting set is optional for installation					








DuraStyle Basic Design by Duravit

Description	mm	kg	Qty.	Model-No.	Euro	
					White - 00 White (HyG) - 20	
 <p>Two-piece toilet Duravit Rimless® (without cistern), US-version, elongated with syphonic jet action, 305 mm/12" rough-in, vertical outlet</p>	<p>♻️ 1,32/0,92 gpf (5/3,5 lpf) 365 x 705 33,0 12 218801 00 00 347</p> <p>♻️ 1,28 gpf (4,8 lpf) 365 x 705 33,0 12 218801 00 85 347</p> <p>with HygieneGlaze</p> <p>♻️ 1,32/0,92 gpf (5/3,5 lpf) 365 x 705 33,0 12 218801 20 00 402</p> <p>♻️ 1,28 gpf (4,8 lpf) 365 x 705 33,0 12 218801 20 85 402</p>					
	Cistern					
	with Single Flush mechanism with side lever left, for bottom left supply					
	♻️ 1,28 gpf (4,8 lpf)	385 x 170	12,1	40	094150 00 02	153
	with side lever right					
	♻️ 1,28 gpf (4,8 lpf)	385 x 170	12,1	40	094150 00 82	153
	Cistern					
	with dual flush piston valve, top flush, for bottom left supply					
	♻️ 1,32/0,92 gpf (5/3,5 lpf)	385 x 170	12,1	40	094160 00 05	153
	Mounting set					
for One-piece and Two-piece toilets						
520 mm, 1/2", ASIA-version			0,48	001416 00 00	58	
Mounting set						
for One-piece and Two-piece toilets, Outflow 3/8" - external thread, Wall Connection 1/2" - internal thread						
450 mm, 1/2", US-version			0,48	001417 00 00	77	
Toilet seat and cover						
removable, elongated, hinges stainless steel						
without soft closure			126	002521 00 00	86	
with soft closure			2,0 126	002529 00 00	127	
Infobox: The mounting set is optional for installation						






WonderGliss
+ EUR 82 per piece;
Simply add a '1' to the model-no.



Happy D.2 Design by sieger design

	Description	mm	kg	Qty.	Model-No.	Euro	
						White - 00 White (HyG) - 20	Anthracite Matt - 13 Anthracite/Anthracite Matt - 89
	Washbasin with overflow, with tap platform, overflow clip chrome included, underneath glazed						
	650 mm ●	650 x 495	20,8	18	231665 00 00	386	
	600 mm ●	600 x 475	19,5	21	231660 00 00	320	
	Design Siphon *						
	chrome		1,5		005036 10 00	193	
	black matt		1,5		005036 46 00	220	
	Pedestal for # 231665, 231660		13,9	32	085827 00 00	174	
	Siphon cover for # 231665, 231660	210 x 310	7,6	40	085828 00 00	165	
	Fixing for siphon cover		0,1		005503 00 00	44	
	Infobox: * When using this siphon please observe outlet height from upper surface of finished floor to centre of outlet in accordance with the technical specification sheet						
	Handrinse basin with overflow, with tap platform, overflow clip chrome included, underneath glazed						
	500 mm ●	500 x 360	12,3	32	070950 00 00	202	
	Siphon cover for # 070950	180 x 250	5,8	40	085832 00 00	183	
	Fixing for siphon cover		0,1		005503 00 00	44	
		Handrinse basin without overflow, with tap platform, underneath glazed, 500 mm ●					
tap hole on right side		500 x 220	7,2	50	071150 00 08	320	
tap hole on left side		500 x 220	7,2	50	071150 00 09	320	
	Handrinse basin, furniture handrinse basin with overflow, with tap platform, overflow clip chrome included, underneath glazed						
	500 mm ●	500 x 360	10,1	32	071050 00 00	228	
Infobox: recommendation of furniture see from page 674							




Happy D.2 Design by sieger design

	Description	mm	kg	Qty.	Model-No.	Euro	
						White - 00 White (HyG) - 20	Anthracite Matt - 13 Anthracite/Anthracite Matt - 89
	Above counter basin ground, with overflow, with tap platform, back plane unglazed, fixings included, overflow clip chrome included 600 mm ●	600 x 460	16,0	15	231560 00 00	344	
	Design Siphon * chrome		1,5		005036 10 00	193	
	black matt		1,5		005036 46 00	220	
	Infobox: * When using this siphon please observe outlet height from upper surface of finished floor to centre of outlet in accordance with the technical specification sheet / recommendation of furniture see from page 674 / Mounting only in combination with console						
	Washbowl ground, with overflow, without tap platform, fixings included, overflow clip chrome included 600 mm ☒	600 x 400	13,6	18	231460 00 00	404	
	Design Siphon * chrome		1,5		005036 10 00	193	
	black matt		1,5		005036 46 00	220	
	Push-open waste *** for washbasins with overflow chrome		0,4		005052 10 00	83	
	black matt		0,4		005052 46 00	116	
Infobox: * When using this siphon please observe outlet height from upper surface of finished floor to centre of outlet in accordance with the technical specification sheet / In conjunction with pop-up basin waste or push-open valve the flow capacity of max. 7,5l /min./tap should not be exceeded / *** Recommended in conjunction with wall mounted tap fitting, vanity unit and/or consoles / recommendation of furniture see from page 674							
	Washbowl ground, with overflow, without tap platform, fixings included, overflow clip chrome included 400 mm ☒	400 x 400	12,0	21	231440 00 00	391	
	Design Siphon * chrome		1,5		005036 10 00	193	
	black matt		1,5		005036 46 00	220	
	Push-open waste *** for washbasins with overflow chrome		0,4		005052 10 00	83	
	black matt		0,4		005052 46 00	116	
Infobox: * When using this siphon please observe outlet height from upper surface of finished floor to centre of outlet in accordance with the technical specification sheet / In conjunction with pop-up basin waste or push-open valve the flow capacity of max. 7,5l /min./tap should not be exceeded / recommendation of furniture see from page 674 / *** Recommended in conjunction with wall mounted tap fitting, vanity unit and/or consoles							




Happy D.2 Design by sieger design

Description	mm	kg	Qty.	Model-No.	Euro	
					White - 00 White (HyG) - 20	Anthracite Matt - 13 Anthracite/Anthracite Matt - 89
 Vanity basin countertop basin, with overflow, with tap platform, overflow clip chrome included 600 mm ●	600 x 460	8,6	14	048360 00 00	437	
	Design Siphon * chrome 1,5 005036 10 00 193 black matt 1,5 005036 46 00 220					
Infobox: * When using this siphon please observe outlet height from upper surface of finished floor to centre of outlet in accordance with the technical specification sheet / recommendation of furniture see from page 674						
 Vanity basin undercounter basin, with overflow, without tap platform, overflow clip chrome included, fixings for installation in wooden consoles included 480 mm ☒	480 x 345	8,0	21	045748 00 00	523	
	Fixing for stone countertops (with the exception of # 046651) 0,2 005028 00 00 25					
Design Siphon * chrome 1,5 005036 10 00 193 black matt 1,5 005036 46 00 220						
Push-open waste *** for washbasins with overflow chrome 0,4 005052 10 00 83 black matt 0,4 005052 46 00 116						
Infobox: * When using this siphon please observe outlet height from upper surface of finished floor to centre of outlet in accordance with the technical specification sheet / In conjunction with pop-up basin waste or push-open valve the flow capacity of max. 7,5l /min./tap should not be exceeded / *** Recommended in conjunction with wall mounted tap fitting, vanity unit and/or consoles / Measurements of undercounter models represent interior measurements / recommendation of furniture see from page 674						





Happy D.2 Design by sieger design

Description	mm	kg	Qty.	Model-No.	Euro	
					White - 00 White (HyG) - 20	Anthracite Matt - 13 Anthracite/Anthracite Matt - 89
	Washbasin, furniture washbasin with overflow, with tap platform, overflow clip chrome included, underneath glazed					
1200 mm ●	1200 x 505	32,7	8	231812 00 00	1.154	
1000 mm ●	1000 x 505	27,0	8	231810 00 00	883	
800 mm ●	800 x 505	25,9	8	231880 00 00	711	
650 mm ●	650 x 505	21,0	18	231865 00 00	411	
600 mm ●	600 x 505	17,9	18	231860 00 00	384	
Design Siphon *						
chrome		1,5		005036 10 00	193	
black matt		1,5		005036 46 00	220	
Space saving siphon						
White	1 1/4"	0,4		005076 00 00	60	
	Metal console height adjustable +50 mm, chrome					
for washbasin # 231812		4,0		003079 10 00	627	
for washbasin # 231810		3,6		003076 10 00	615	
for washbasin # 231880		3,5		003077 10 00	609	
for washbasin # 231865		3,4		003078 10 00	593	
for washbasin # 231860		3,0		003028 10 00	580	
Infobox: * When using this siphon please observe outlet height from upper surface of finished floor to centre of outlet in accordance with the technical specification sheet / For mounting ceramics larger than 1200mm two sets of fixings #6951000000 are required / Space saving siphon is recommended for vanity units / recommendation of furniture see from page 674						
	Washbasin, furniture washbasin ground with overflow, with tap platform, overflow clip chrome included					
1200 mm ●	1200 x 505	32,7	8	231812 00 27	1.193	
1000 mm ●	1000 x 505	27,0	8	231810 00 27	919	
800 mm ●	800 x 505	25,9	8	231880 00 27	751	
650 mm ●	650 x 505	21,0	18	231865 00 27	451	
600 mm ●	600 x 505	16,7	18	231860 00 27	423	
Design Siphon *						
chrome		1,5		005036 10 00	193	
black matt		1,5		005036 46 00	220	
Infobox: * When using this siphon please observe outlet height from upper surface of finished floor to centre of outlet in accordance with the technical specification sheet / For mounting ceramics larger than 1200mm two sets of fixings #6951000000 are required / recommendation of furniture see from page 674						

Happy D.2 Design by sieger design

	Description	mm	kg	Qty.	Model-No.	Euro	
						White - 00 White (HyG) - 20	Anthracite Matt - 13 Anthracite/Anthracite Matt - 89
	Washbasin, furniture washbasin with overflow, with tap platform, overflow clip chrome included, underneath glazed 1200 mm ● ●	1200 x 505	32,7	8	231812 00 24	1.154	
	Design Siphon * chrome		1,5		005036 10 00	193	
	black matt		1,5		005036 46 00	220	
	Space saving siphon White	1 1/4"	0,4		005076 00 00	60	
	Metal console chrome, height adjustable +50 mm for washbasin # 231812		4,0		003079 10 00	627	
Infobox: * When using this siphon please observe outlet height from upper surface of finished floor to centre of outlet in accordance with the technical specification sheet / For mounting ceramics larger than 1200mm two sets of fixings #695100000 are required / Space saving siphon is recommended for vanity units / recommendation of furniture see from page 674							
	Washbasin, furniture washbasin ground with overflow, with tap platform, overflow clip chrome included 1200 mm ● ●	1200 x 505	32,7	8	231812 00 26	1.193	
	Design Siphon * chrome		1,5		005036 10 00	193	
	black matt		1,5		005036 46 00	220	
Infobox: * When using this siphon please observe outlet height from upper surface of finished floor to centre of outlet in accordance with the technical specification sheet / For mounting ceramics larger than 1200mm two sets of fixings #695100000 are required / recommendation of furniture see from page 674							





Happy D.2 Design by sieger design

	Description	mm	kg	Qty.	Model-No.	Euro	
						White - 00 White (HyG) - 20	Anthracite Matt - 13 Anthracite/Anthracite Matt - 89
	Bidet wall mounted ● with overflow, with tap platform, overflow clip chrome included, Durafix included inside colour White, outside colour White	355 x 540	18,6	20	225815 00 00	361	
	inside colour Anthracite Matt, outside colour Anthracite Matt	355 x 540	18,6	20	225815 13 00		452
	Fixing for wall mounted bidet and wall mounted toilet caps white	∅ 12 x 180	0,2		006500 00 00	28	
	Siphon for bidet with extended outlet pipe chrome	1 1/4"	0,6		005027 00 00	47	
	Support bracket to be built in (distance 180 mm) Suitable for solid walls for wall mounted bidet and wall mounted toilet				695200 00 00	84	
Infobox: If pre-wall carrier not used, the fixing # 006500 is recommended / Durafix for invisible fixation is included in delivery							
	Bidet floor standing ● back to wall, with overflow, with tap platform, overflow clip chrome included fixings included	365 x 570	25,3	12	226710 00 00	342	
	Toilet wall mounted washdown model, Durafix included, UWL class 1 4,5 l 4,5 l, with HygieneGlaze	365 x 540	25,8	16	222109 00 00 222109 20 00	463 518	
	Noise reduction gasket for wall mounted toilet		0,3		005064 00 00	51	
	Toilet seat and cover removable, hinges stainless steel, without soft closure inside colour White, outside colour White with soft closure inside colour White, outside colour White		2,4	126	006451 00 00 006459 00 00	153 227	
	Fixing for wall mounted bidet and wall mounted toilet caps white	∅ 12 x 180	0,2		006500 00 00	28	
Infobox: Durafix for invisible fixation is included in delivery / If pre-wall carrier not used, the fixing # 006500 is recommended							








WonderGliss
+ EUR 82 per piece;
Simply add a '1' to the model-no.

Happy D.2 Design by sieger design

	Description	mm	kg	Qty.	Model-No.	Euro	
						White - 00 White (HyG) - 20	Anthracite Matt - 13 Anthracite/Anthracite Matt - 89
	Toilet wall mounted Duravit Rimless® rimless, washdown model, Durafix included, UWL class 1, 4,5 l						
	inside colour White, outside colour White	365 x 540	26,8	16	222209 00 00	550	
	inside colour White with HygieneGlaze, outside colour White	365 x 540	26,8	16	222209 20 00	605	
	inside colour Anthracite, outside colour Anthracite Matt	365 x 540	26,8	16	222209 89 00		687
	Noise reduction gasket for wall mounted toilet			0,3	005064 00 00	51	
	Fixing for wall mounted bidet and wall mounted toilet caps white	Ø 12 x 180		0,2	006500 00 00	28	
	Toilet seat and cover removable, hinges stainless steel, without soft closure						
	inside colour White, outside colour White			2,4	126	006451 00 00	153
	inside colour Anthracite Matt, outside colour Anthracite Matt			2,4	126	006451 13 00	192
	with soft closure inside colour White, outside colour White			2,4	126	006459 00 00	227
	inside colour Anthracite Matt, outside colour Anthracite Matt			2,4	126	006459 13 00	285
Infobox: If pre-wall carrier not used, the fixing # 006500 is recommended / Durafix for invisible fixation is included in delivery							
	Toilet wall mounted Duravit Rimless® rimless, washdown model, Durafix included, UWL class 1, 4,5 l						
	4,5 l, with HygieneGlaze	365 x 620	28,2	12	255009 00 00	633	
		365 x 620	28,2	12	255009 20 00	688	
	Noise reduction gasket for wall mounted toilet			0,3	005064 00 00	51	
	Toilet seat and cover hinges stainless steel, elongated removable, without soft closure						
	with soft closure			2,4	126	006461 00 00	217
				2,4	126	006469 00 99	330
	Fixing for wall mounted bidet and wall mounted toilet caps white	Ø 12 x 180		0,2	006500 00 00	28	
Infobox: If pre-wall carrier not used, the fixing # 006500 is recommended / Durafix for invisible fixation is included in delivery							



Happy D.2 Design by sieger design

	Description	mm	kg	Qty.	Model-No.	Euro	
						White - 00 White (HyG) - 20	Anthracite Matt - 13 Anthracite/Anthracite Matt - 89
	Toilet floor standing back to wall, for independent water supply, washdown model, fixings included, horizontal outlet, UWL class 1						
	4,5 l	365 x 570	29,0	12	215909 00 00	390	
	4,5 l, with HygieneGlaze	365 x 570	29,0	12	215909 20 00	445	
	Toilet seat and cover removable, hinges stainless steel, without soft closure inside colour White, outside colour White						
	with soft closure inside colour White, outside colour White		2,4	126	006451 00 00	153	
	with soft closure inside colour White, outside colour White		2,4	126	006459 00 00	227	
	Toilet close-coupled (without cistern), washdown model, Outlet for Vario connector set, for horizontal and vertical outlet, length adjustable from 70 - 170 mm, and vario connecting bend, vertical outlet from 155 - 210 mm, fixings included, UWL class 1						
	4,5 l	365 x 630	37,8	9	213409 00 00	510	
	4,5 l, with HygieneGlaze	365 x 630	37,8	9	213409 20 00	565	
	Vario connector set for horizontal and vertical outlet, length adjustable incl. excenter	Ø 110	1,5		001422 00 00	85	
	Vario connecting bend for vertical outlet	Ø 90	0,9		899025 00 00	71	
	Cistern with Dual Flush mechanism, chrome, for side supply						
	6/3 l, UWL class 2	395 x 160	13,0	27	093400 00 05	315	
	4,5/3 l, UWL class 1	395 x 160	13,0	27	093400 00 85	315	
	for bottom left supply						
	6/3 l, UWL class 2	395 x 160	13,0	27	093410 00 05	315	
	4,5/3 l, UWL class 1	395 x 160	13,0	27	093410 00 85	315	
	Conversion set for back supply chrome		0,5		007504 10 00	36	
	Toilet seat and cover removable, hinges stainless steel, without soft closure inside colour White, outside colour White						
	with soft closure inside colour White, outside colour White		2,4	126	006451 00 00	153	
	with soft closure inside colour White, outside colour White		2,4	126	006459 00 00	227	





WonderGliss
+ EUR 82 per piece;
Simply add a '1' to the model-no.

Happy D.2 Design by sieger design

Description	mm	kg	Qty.	Model-No.	Euro	
					White - 00 White (HyG) - 20	Anthracite Matt - 13 Anthracite/Anthracite Matt - 89
						
One-piece toilet US-version, elongated with syphonic jet action, 305 mm/12" rough-in, with dual flush piston valve, top flush, vertical outlet						
♻️ 1,32/0,92 gpf (5/3,5 lpf)	390 x 710	57,0	8	212101 00 83	686	
♻️ 1,32/0,92 gpf (5/3,5 lpf), with HygieneGlaze	390 x 710	57,0	8	212101 20 83	741	
Mounting set for One-piece and Two-piece toilets						
400 mm, 1/2", 1/2", ASIA-version			0,48	001418 00 96	58	
Outflow 3/8" - external thread, Wall Connection 1/2" - internal thread						
380 mm, 1/2", US-version			0,48	001431 00 00	77	
						
Toilet seat and cover hinges stainless steel, elongated						
removable, without soft closure			2,4 126	006461 00 00	217	
with soft closure			2,4 126	006469 00 99	330	
Infobox: The mounting set is optional for installation						



Happy D.2. Plus Design by sieger design

	Description	mm	kg	Qty.	Model-No.	Euro			
						White	- 00		
	Washbowl ground, without overflow, without tap platform, fixings included, ceramic covered slotted waste included, 600 mm ☒							Anthracite Matt - 13 White/Anthracite Matt - 61	
	inside colour White, outside colour White	600 x 400	10,5	18	235960 00 00	578			
	inside colour Anthracite Matt, outside colour Anthracite Matt	600 x 400	10,5	18	235960 13 00		723		
	inside colour White, outside colour Anthracite Matt	600 x 400	10,5	18	235960 61 00		723		
	Design Siphon * chrome			1,5	005036 10 00	193			
	black matt			1,5	005036 46 00	220			
	Infobox: * When using this siphon please observe outlet height from upper surface of finished floor to centre of outlet in accordance with the technical specification sheet / recommendation of furniture see from page 674								
		Washbowl ground, with overflow, with tap platform, back plane unglazed, fixings included, Ceramic covered push-open waste included, 600 mm ●							
		inside colour White, outside colour White	600 x 460	13,5	15	236060 00 00	546		
		inside colour Anthracite Matt, outside colour Anthracite Matt	600 x 460	13,5	15	236060 13 00		683	
inside colour White, outside colour Anthracite Matt		600 x 460	13,5	15	236060 61 00		683		
inside colour White, outside colour White		600 x 460	13,5	15	236060 00 60	546			
inside colour Anthracite Matt, outside colour Anthracite Matt		600 x 460	13,5	15	236060 13 60		683		
inside colour White, outside colour Anthracite Matt		600 x 460	13,5	15	236060 61 60		683		
Design Siphon * chrome				1,5	005036 10 00	193			
black matt				1,5	005036 46 00	220			
Infobox: * When using this siphon please observe outlet height from upper surface of finished floor to centre of outlet in accordance with the technical specification sheet / recommendation of furniture see from page 674									





WonderGliss
 + EUR 82 per piece;
 Simply add a '1' to the model-no.

Happy D.2. Plus Design by sieger design

Description	mm	kg	Qty.	Model-No.	Euro			
					White	- 00		
							Anthracite Matt - 13 White/Anthracite Matt - 61	
 <p>Washbowl ground, with overflow, with tap platform, back plane unglazed, fixings included, Ceramic covered push-open waste included, 500 mm ●</p>								
	inside colour White, outside colour White	500 x 400	9,9	21	236050 00 00	509		
	inside colour Anthracite Matt, outside colour Anthracite Matt	500 x 400	9,9	21	236050 13 00		636	
	inside colour White, outside colour Anthracite Matt	500 x 400	9,9	21	236050 61 00		636	
	500 mm ☒							
	inside colour White, outside colour White	500 x 400	9,9	21	236050 00 60	509		
	inside colour Anthracite Matt, outside colour Anthracite Matt	500 x 400	9,9	21	236050 13 60		636	
	inside colour White, outside colour Anthracite Matt	500 x 400	9,9	21	236050 61 60		636	
	Design Siphon *							
	chrome		1,5		005036 10 00		193	
black matt		1,5		005036 46 00		220		
Infobox: * When using this siphon please observe outlet height from upper surface of finished floor to centre of outlet in accordance with the technical specification sheet / recommendation of furniture see from page 674								
 <p>Washbowl ground, without overflow, without tap platform, fixings included, ceramic covered slotted waste included, 400 mm ☒</p>								
	inside colour White, outside colour White	400 x 400	7,3	21	235940 00 00	550		
	inside colour Anthracite Matt, outside colour Anthracite Matt	400 x 400	7,3	21	235940 13 00		688	
	inside colour White, outside colour Anthracite Matt	400 x 400	7,3	21	235940 61 00		688	
	Design Siphon *							
	chrome		1,5		005036 10 00		193	
	black matt		1,5		005036 46 00		220	
	Infobox: * When using this siphon please observe outlet height from upper surface of finished floor to centre of outlet in accordance with the technical specification sheet / recommendation of furniture see from page 674							

Luv Design by Cecilie Manz



Description	mm	kg	Qty.	Model-No.	Euro		
					White	- 00	
							White/Sand Satin Matt - 21 White/Grey Satin Matt - 23 White/White Satin Matt - 26
 <p>Washbowl ground, without overflow, without tap platform, ceramic covered slotted waste included, fixings included, 800 mm ☒ inside colour White, outside colour White</p>	800 x 400	12,5	8	037980 00 00	819		
	800 x 400	12,5	8	037980 21 00		1.025	
	800 x 400	12,5	8	037980 23 00		1.025	
	800 x 400	12,5	8	037980 26 00		1.025	
	Design Siphon *						
chrome		1,5		005036 10 00	193		
black matt		1,5		005036 46 00	220		
<p>InfoBox: * When using this siphon please observe outlet height from upper surface of finished floor to centre of outlet in accordance with the technical specification sheet / Made from DuraCeram / recommendation of furniture see from page 674</p>							

 <p>Washbowl ground, without overflow, without tap platform, ceramic covered slotted waste included, fixings included, 700 mm ☒ inside colour White, outside colour White</p>	700 x 400	11,3	14	037970 00 00	783		
	700 x 400	11,3	14	037970 21 00		979	
	700 x 400	11,3	14	037970 23 00		979	
	700 x 400	11,3	14	037970 26 00		979	
	Design Siphon *						
chrome		1,5		005036 10 00	193		
black matt		1,5		005036 46 00	220		
<p>InfoBox: * When using this siphon please observe outlet height from upper surface of finished floor to centre of outlet in accordance with the technical specification sheet / Made from DuraCeram / recommendation of furniture see from page 674</p>							





WonderGliss
+ EUR 82 per piece;
Simply add a '1' to the model-no.

Luv Design by Cecilie Manz

Description	mm	kg	Qty.	Model-No.	Euro		
					White	- 00	
						White/Sand Satin Matt - 21 White/Grey Satin Matt - 23 White/White Satin Matt - 26	
 <p>Washbowl ground, without overflow, without tap platform, ceramic covered slotted waste included, fixings included, 600 mm ☒ inside colour White, outside colour White</p>	600 x 400	8,9	14	037960 00 00	747		
	600 x 400	8,9	14	037960 21 00		934	
	600 x 400	8,9	14	037960 23 00		934	
	600 x 400	8,9	14	037960 26 00		934	
	Design Siphon *						
			1,5		005036 10 00	193	
			1,5		005036 46 00	220	
<p>Infobox: * When using this siphon please observe outlet height from upper surface of finished floor to centre of outlet in accordance with the technical specification sheet / Made from DuraCeram / recommendation of furniture see from page 674</p>							
 <p>Washbowl ground, without overflow, without tap platform, ceramic covered slotted waste included, fixings included, 500 mm ☒ inside colour White, outside colour White</p>	500 x 350	7,1	24	037950 00 00	711		
	500 x 350	7,1	24	037950 21 00		889	
	500 x 350	7,1	24	037950 23 00		889	
	500 x 350	7,1	24	037950 26 00		889	
	Design Siphon *						
			1,5		005036 10 00	193	
			1,5		005036 46 00	220	
<p>Infobox: * When using this siphon please observe outlet height from upper surface of finished floor to centre of outlet in accordance with the technical specification sheet / Made from DuraCeram / recommendation of furniture see from page 674</p>							


Luv Design by Cecilie Manz


Description	mm	kg	Qty.	Model-No.	Euro			
					White	- 00		
							White/Sand Satin Matt - 21 White/Grey Satin Matt - 23 White/White Satin Matt - 26	
 <p>Washbowl ground, without overflow, with tap platform, ceramic covered slotted waste included, fixings included, 800 mm ●</p>	inside colour White, outside colour White	800 x 400	12,7	8	038080 00 00	842		
	inside colour White, outside colour Sand Satin Matt	800 x 400	12,7	8	038080 21 00		1.053	
	inside colour White, outside colour Grey Satin Matt	800 x 400	12,7	8	038080 23 00		1.053	
	inside colour White, outside colour White Satin Matt	800 x 400	12,7	8	038080 26 00		1.053	
	Design Siphon *							
	chrome			1,5		005036 10 00	193	
	black matt			1,5		005036 46 00	220	
<p>InfoBox: * When using this siphon please observe outlet height from upper surface of finished floor to centre of outlet in accordance with the technical specification sheet / Made from DuraCeram / recommendation of furniture see from page 674</p>								
 <p>Washbowl ground, without overflow, with tap platform, ceramic covered slotted waste included, fixings included, 700 mm ●</p>	inside colour White, outside colour White	700 x 400	12,2	14	038070 00 00	805		
	inside colour White, outside colour Sand Satin Matt	700 x 400	12,2	14	038070 21 00		1.007	
	inside colour White, outside colour Grey Satin Matt	700 x 400	12,2	14	038070 23 00		1.007	
	inside colour White, outside colour White Satin Matt	700 x 400	12,2	14	038070 26 00		1.007	
	Design Siphon *							
	chrome			1,5		005036 10 00	193	
	black matt			1,5		005036 46 00	220	
<p>InfoBox: * When using this siphon please observe outlet height from upper surface of finished floor to centre of outlet in accordance with the technical specification sheet / Made from DuraCeram / recommendation of furniture see from page 674</p>								



WonderGliss
+ EUR 82 per piece;
Simply add a '1' to the model-no.

Luv Design by Cecilie Manz

Description	mm	kg	Qty.	Model-No.	Euro		
					White	- 00	
 <p>Washbowl ground, without overflow, with tap platform, ceramic covered slotted waste included, fixings included, 600 mm ●</p>	inside colour White,					White/Sand Satin Matt - 21	
	outside colour White	600 x 400	10,5	14	038060 00 00	769	White/Grey Satin Matt - 23
	inside colour White,						White/White Satin Matt - 26
	outside colour Sand Satin Matt	600 x 400	10,5	14	038060 21 00		
	inside colour White,						
	outside colour Grey Satin Matt	600 x 400	10,5	14	038060 23 00		
	inside colour White,						
outside colour White Satin Matt	600 x 400	10,5	14	038060 26 00			
Design Siphon *							
chrome			1,5	005036 10 00		193	
black matt			1,5	005036 46 00		220	
<p>Infobox: * When using this siphon please observe outlet height from upper surface of finished floor to centre of outlet in accordance with the technical specification sheet / Made from DuraCeram / recommendation of furniture see from page 674</p>							

 <p>Washbowl ground, without overflow, with tap platform, ceramic covered slotted waste included, fixings included, 500 mm ●</p>	inside colour White,						
	outside colour White	500 x 350	7,9	24	038050 00 00	731	
	inside colour White,						
	outside colour Sand Satin Matt	500 x 350	7,9	24	038050 21 00		915
	inside colour White,						
	outside colour Grey Satin Matt	500 x 350	7,9	24	038050 23 00		915
	inside colour White,						
outside colour White Satin Matt	500 x 350	7,9	24	038050 26 00		915	
Design Siphon *							
chrome			1,5	005036 10 00		193	
black matt			1,5	005036 46 00		220	
<p>Infobox: * When using this siphon please observe outlet height from upper surface of finished floor to centre of outlet in accordance with the technical specification sheet / Made from DuraCeram / recommendation of furniture see from page 674</p>							

Luv Design by Cecilie Manz



Washbowl

ground,
without overflow,
with tap platform,
ceramic covered slotted waste
included,
fixings included,
reversible,
420 mm ●







Description	mm	kg	Qty.	Model-No.	Euro	
inside colour White, outside colour White	420 x 270	5,4	36	038142 00 00	691	White/Sand Satin Matt - 21 White/Grey Satin Matt - 23 White/White Satin Matt - 26
inside colour White, outside colour Sand Satin Matt	420 x 270	5,4	36	038142 21 00		863
inside colour White, outside colour Grey Satin Matt	420 x 270	5,4	36	038142 23 00		863
inside colour White, outside colour White Satin Matt	420 x 270	5,4	36	038142 26 00		863
Design Siphon *						
chrome			1,5	005036 10 00	193	
black matt			1,5	005036 46 00	220	

Infobox: * When using this siphon please observe outlet height from upper surface of finished floor to centre of outlet in accordance with the technical specification sheet / Made from DuraCeram / recommendation of furniture see from page 674






WonderGliss
+ EUR 82 per piece;
Simply add a '1' to the model-no.

ME by Starck Design by Philippe Starck

Description	mm	kg	Qty.	Model-No.	Euro	
					White - 00 White (HyG) - 20	White Satin Matt - 32 White/White Satin Matt - 26 White (HyG)/White Satin Matt - 90
 Washbasin with overflow, with tap platform, underneath glazed						
650 mm ●	650 x 490	19,4	18	233565 00 00	229	
650 mm ●	650 x 490	19,4	18	233565 32 00		278
600 mm ●	600 x 460	17,1	15	233560 00 00	220	
600 mm ●	600 x 460	17,1	15	233560 32 00		262
550 mm ●	550 x 440	15,5	24	233555 00 00	190	
550 mm ●	550 x 440	15,5	24	233555 32 00		238
 Pedestal for # 233565, 233560, 233555, 233613, 233612, 233610, 233683, 233663, 236112, 233653	175 x 210	15,4	30	085839 00 00	196	
 Siphon cover for # 233565, 233560, 233555, 233613, 233612, 233610, 233683, 233663, 236112, 233653	170 x 300	7,0	40	085840 00 00	142	
Fixing for siphon cover		0,1		005503 00 00	44	
 Washbasin Compact with overflow, with tap platform						
600 mm ●	600 x 400	15,7	18	234360 00 00	258	
600 mm ●	600 x 400	15,7	18	234360 32 00		308
Design Siphon * chrome		1,5		005036 10 00	193	
black matt		1,5		005036 46 00	220	
Infobox: * When using this siphon please observe outlet height from upper surface of finished floor to centre of outlet in accordance with the technical specification sheet						
 Handrinse basin with overflow, with tap platform, underneath glazed						
450 mm ●	450 x 320	9,8	28	071945 00 00	185	
450 mm ●	450 x 320	9,8	28	071945 32 00		232
450 mm ●	450 x 320	9,8	28	071945 00 10	185	
450 mm ●	450 x 320	9,8	28	071945 32 10		232
 Siphon cover for # 071945	165 x 230	5,1	48	085841 00 00	120	
Fixing for siphon cover		0,1		005503 00 00	44	




ME by Starck Design by Philippe Starck

Description	mm	kg	Qty.	Model-No.	Euro	
 <p>Handrinse basin without overflow, with tap platform, tap hole on right side, fixings included, underneath glazed</p>	400 mm ●	400 x 220	6,5	48	071740 00 00	178
	400 mm ●	400 x 220	6,5	48	071740 32 00	222
	<p>Slotted waste for washbasins without overflow</p> <p>chrome 50 0,3 005024 10 00 88</p> <p>black matt 50 0,3 005024 46 00 124</p>					
<p>Infobox: Mandatory in combination with a bottle trap inclusive extended pipe</p>						
 <p>Handrinse basin, furniture handrinse basin with tap platform, with overflow</p>	430 mm ●	430 x 300	6,8	36	072343 00 00	308
	430 mm ●	430 x 300	6,8	36	072343 32 00	384
	without overflow					
	430 mm ●	430 x 300	6,8	36	072343 00 41	308
	430 mm ●	430 x 300	6,8	36	072343 32 41	384
<p>Infobox: recommendation of furniture see from page 674</p>						
 <p>Handrinse basin corner model with overflow, with tap platform, underneath glazed</p>	435 mm ●	435 x 380	7,0	56	072243 00 00	296
	435 mm ●	435 x 380	7,0	56	072243 32 00	371
	<p>Washbowl with overflow, without tap platform, overflow clip chrome included, fixings included</p> <p>550 mm ☒ 550 x 420 12,0 21 033452 00 00 520</p>					
<p>Push-open waste *** for washbasins with overflow</p> <p>chrome 0,4 005052 10 00 83</p> <p>black matt 0,4 005052 46 00 116</p>						
<p>Infobox: In conjunction with pop-up basin waste or push-open valve the flow capacity of max. 7,5l /min./tap should not be exceeded / recommendation of furniture see from page 674 / *** Recommended in conjunction with wall mounted tap fitting, vanity unit and/or consoles</p>						




WonderGliss
+ EUR 82 per piece;
Simply add a '1' to the model-no.

ME by Starck Design by Philippe Starck

Description	mm	kg	Qty.	Model-No.	Euro
 <p>Washbowl with overflow, without tap platform, overflow clip chrome included, fixings included</p>	420 mm ☒	420 x 420	8,0	21	033342 00 00 406
	<p>Push-open waste *** for washbasins with overflow</p> <p>chrome 0,4 005052 10 00 83</p> <p>black matt 0,4 005052 46 00 116</p>				
<p>Infobox: In conjunction with pop-up basin waste or push-open valve the flow capacity of max. 7,5l /min./tap should not be exceeded / recommendation of furniture see from page 674 / *** Recommended in conjunction with wall mounted tap fitting, vanity unit and/or consoles</p>					
 <p>Vanity basin undercounter basin, with overflow, without tap platform, fixings for installation in wooden consoles included</p>	490 mm ☒	490 x 365	9,1	21	030549 00 00 250
	<p>Push-open waste *** for washbasins with overflow</p> <p>chrome 0,4 005052 10 00 83</p> <p>black matt 0,4 005052 46 00 116</p>				
<p>Fixing for stone countertops (with the exception of # 046651) 0,2 005028 00 00 25</p>					
<p>Infobox: In conjunction with pop-up basin waste or push-open valve the flow capacity of max. 7,5l /min./tap should not be exceeded / *** Recommended in conjunction with wall mounted tap fitting, vanity unit and/or consoles / Measurements of undercounter models represent interior measurements</p>					
 <p>Semi-recessed washbasin with overflow, with tap platform, fixings for installation in wooden consoles included</p>	550 mm ●	550 x 455	14,2	21	037855 00 00 414
	550 mm ●	550 x 455	14,2	21	037855 32 00 518

ME by Starck Design by Philippe Starck

Description	mm	kg	Qty.	Model-No.	Euro	
					White - 00 White (HyG) - 20	White Satin Matt - 32 White/White Satin Matt - 26 White (HyG)/White Satin Matt - 90
	Double washbasin, double furniture washbasin					
with overflow, with tap platform						
1300 mm ●	1300 x 490	37,5	8	233613 00 00	1.058	
1300 mm ●	1300 x 490	37,5	8	233613 32 00		1.323
1300 mm ●●	1300 x 490	37,5	8	233613 00 58	1.058	
1300 mm ●●	1300 x 490	37,5	8	233613 32 58		1.323
1300 mm ☒	1300 x 490	37,5	8	233613 00 60	1.058	
1300 mm ☒	1300 x 490	37,5	8	233613 32 60		1.323
Space saving siphon						
White	1 1/4"	0,4		005076 00 00	60	
Pedestal						
for # 233565, 233560, 233555, 233613, 233612, 233610, 233683, 233663, 236112, 233653						
	175 x 210	15,4	30	085839 00 00	196	
Siphon cover						
for # 233565, 233560, 233555, 233613, 233612, 233610, 233683, 233663, 236112, 233653						
	170 x 300	7,0	40	085840 00 00	142	
Fixing						
for siphon cover			0,1	005503 00 00	44	
Infobox: Space saving siphon is recommended for vanity units / When combined with pedestal or siphon cover, 2 of each are mandatory						





WonderGliss
+ EUR 82 per piece;
Simply add a '1' to the model-no.

ME by Starck Design by Philippe Starck

Description	mm	kg	Qty.	Model-No.	Euro	
					White - 00	White Satin
					White (HyG) - 20	Matt - 32
						White/White
						Satin Matt - 26
						White (HyG)/White
						Satin Matt - 90
Washbasin, furniture washbasin						
with overflow,						
with tap platform						
1230 mm ●	1230 x 490	33,4	8	233612 00 00	926	
1230 mm ●	1230 x 490	33,4	8	233612 32 00		1.157
1230 mm ●●	1230 x 490	33,4	8	233612 00 58	926	
1230 mm ●●	1230 x 490	33,4	8	233612 32 58		1.157
1230 mm ☒	1230 x 490	33,4	8	233612 00 60	926	
1230 mm ☒	1230 x 490	33,4	8	233612 32 60		1.157
1030 mm ●	1030 x 490	26,0	8	233610 00 00	784	
1030 mm ●	1030 x 490	26,0	8	233610 32 00		981
1030 mm ●●	1030 x 490	26,0	8	233610 00 58	784	
1030 mm ●●	1030 x 490	26,0	8	233610 32 58		981
1030 mm ☒	1030 x 490	26,0	8	233610 00 60	784	
1030 mm ☒	1030 x 490	26,0	8	233610 32 60		981
830 mm ●	830 x 490	21,2	8	233683 00 00	560	
830 mm ●	830 x 490	21,2	8	233683 32 00		687
830 mm ●●	830 x 490	21,2	8	233683 00 58	560	
830 mm ●●	830 x 490	21,2	8	233683 32 58		687
830 mm ☒	830 x 490	21,2	8	233683 00 60	560	
830 mm ☒	830 x 490	21,2	8	233683 32 60		687
630 mm ●	630 x 490	17,6	18	233663 00 00	427	
630 mm ●	630 x 490	17,6	18	233663 32 00		524
630 mm ●●	630 x 490	17,6	18	233663 00 58	427	
630 mm ●●	630 x 490	17,6	18	233663 32 58		524
630 mm ☒	630 x 490	17,6	18	233663 00 60	427	
630 mm ☒	630 x 490	17,6	18	233663 32 60		524
530 mm ●	530 x 430	13,3	24	233653 00 00	385	
530 mm ●	530 x 430	13,3	24	233653 32 00		483
530 mm ☒	530 x 430	13,3	24	233653 00 60	385	
530 mm ☒	530 x 430	13,3	24	233653 32 60		483
Space saving siphon						
White	1 1/4"	0,4		005076 00 00	60	
Pedestal						
for # 233565, 233560, 233555, 233613, 233612, 233610, 233683, 233663, 236112, 233653						
	175 x 210	15,4	30	085839 00 00	196	
Siphon cover						
for # 233565, 233560, 233555, 233613, 233612, 233610, 233683, 233663, 236112, 233653						
	170 x 300	7,0	40	085840 00 00	142	
Fixing						
for siphon cover			0,1	005503 00 00	44	
Infobox: Space saving siphon is recommended for vanity units / recommendation of furniture see from page 674						




ME by Starck Design by Philippe Starck

Description	mm	kg	Qty.	Model-No.	Euro	
					White - 00 White (HyG) - 20	White Satin Matt - 32 White/White Satin Matt - 26 White (HyG)/White Satin Matt - 90
	Washbasin, furniture washbasin					
with overflow, with tap platform						
1230 mm ●	1230 x 490	33,4	8	236112 00 00	899	
1230 mm ●	1230 x 490	33,4	8	236112 32 00		1.124
1230 mm ●●	1230 x 490	33,4	8	236112 00 58	899	
1230 mm ●●	1230 x 490	33,4	8	236112 32 58		1.124
1230 mm ☒	1230 x 490	33,4	8	236112 00 60	899	
1230 mm ☒	1230 x 490	33,4	8	236112 32 60		1.124
	Space saving siphon					
White	1 1/4"	0,4		005076 00 00	60	
	Pedestal					
for # 233565, 233560, 233555, 233613, 233612, 233610, 233683, 233663, 236112, 233653	175 x 210	15,4	30	085839 00 00	196	
	Siphon cover					
for # 233565, 233560, 233555, 233613, 233612, 233610, 233683, 233663, 236112, 233653	170 x 300	7,0	40	085840 00 00	142	
	Fixing					
for siphon cover		0,1		005503 00 00	44	
Infobox: recommendation of furniture see from page 674 / Space saving siphon is recommended for vanity units						
	Washbasin, furniture washbasin					
with overflow, with tap platform						
1230 mm ● ●	1230 x 490	33,4	8	236112 00 24	899	
1230 mm ● ●	1230 x 490	33,4	8	236112 32 24		1.124
	Space saving siphon					
White	1 1/4"	0,4		005076 00 00	60	
	Pedestal					
for # 233565, 233560, 233555, 233613, 233612, 233610, 233683, 233663, 236112, 233653	175 x 210	15,4	30	085839 00 00	196	
	Siphon cover					
for # 233565, 233560, 233555, 233613, 233612, 233610, 233683, 233663, 236112, 233653	170 x 300	7,0	40	085840 00 00	142	
	Fixing					
for siphon cover		0,1		005503 00 00	44	
Infobox: recommendation of furniture see from page 674 / Space saving siphon is recommended for vanity units						




WonderGliss
+ EUR 82 per piece;
Simply add a '1' to the model-no.


ME by Starck Design by Philippe Starck

Description	mm	kg	Qty.	Model-No.	Euro	
 <p>Washbasin, furniture washbasin asymmetric with overflow, with tap platform, bowl on left side</p>	830 mm ●	830 x 490	21,3	8	234583 00 00	595
	830 mm ●	830 x 490	21,3	8	234583 32 00	743
	830 mm ● ●	830 x 490	21,3	8	234583 00 58	595
	830 mm ● ●	830 x 490	21,3	8	234583 32 58	743
	830 mm ☒	830 x 490	21,3	8	234583 00 60	595
	830 mm ☒	830 x 490	21,3	8	234583 32 60	743
<p>Space saving siphon</p> <p>White 1 1/4" 0,4 005076 00 00 60</p>						

Infobox: recommendation of furniture see from page 674 / By using a siphon cover in conjunction with a washbasin with three tap holes the stop valve of the 3-hole basin mixer may not exceed a length of max. 75mm. / Space saving siphon is recommended for vanity units




 <p>Washbasin, furniture washbasin asymmetric with overflow, with tap platform, bowl on right side</p>	830 mm ●	830 x 490	22,5	8	234683 00 00	595
	830 mm ●	830 x 490	22,5	8	234683 32 00	743
	830 mm ● ●	830 x 490	22,5	8	234683 00 58	595
	830 mm ● ●	830 x 490	22,5	8	234683 32 58	743
	830 mm ☒	830 x 490	22,5	8	234683 00 60	595
	830 mm ☒	830 x 490	22,5	8	234683 32 60	743
<p>Space saving siphon</p> <p>White 1 1/4" 0,4 005076 00 00 60</p>						

Infobox: recommendation of furniture see from page 674 / By using a siphon cover in conjunction with a washbasin with three tap holes the stop valve of the 3-hole basin mixer may not exceed a length of max. 75mm. / Space saving siphon is recommended for vanity units

 <p>Washbasin, furniture washbasin compact with overflow, with tap platform</p>	830 mm ●	830 x 400	17,7	12	234283 00 00	493
	830 mm ●	830 x 400	17,7	12	234283 32 00	605
	830 mm ● ●	830 x 400	17,7	12	234283 00 58	493
	830 mm ● ●	830 x 400	17,7	12	234283 32 58	605
	830 mm ☒	830 x 400	17,7	12	234283 00 60	493
	830 mm ☒	830 x 400	17,7	12	234283 32 60	605
	630 mm ●	630 x 400	15,3	18	234263 00 00	379
	630 mm ●	630 x 400	15,3	18	234263 32 00	464
	630 mm ● ●	630 x 400	15,3	18	234263 00 58	379
	630 mm ● ●	630 x 400	15,3	18	234263 32 58	464
<p>Space saving siphon</p> <p>White 1 1/4" 0,4 005076 00 00 60</p>						

Infobox: Space saving siphon is recommended for vanity units / recommendation of furniture see from page 674



ME by Starck Design by Philippe Starck






Description	mm	kg	Qty.	Model-No.	Euro	
					White - 00 White (HyG) - 20	White Satin Matt - 32 White/White Satin Matt - 26 White (HyG)/White Satin Matt - 90
 Bidet wall mounted ● with overflow, with tap platform						
Durafix included	370 x 570	21,0	16	228815 00 00	326	
Durafix included	370 x 570	21,0	16	228815 32 00		408
Fixing for wall mounted bidet and wall mounted toilet caps white	Ø 12 x 180	0,2		006500 00 00	28	
Siphon for bidet with extended outlet pipe chrome	1 1/4"	0,6		005027 00 00	47	
Support bracket to be built in (distance 180 mm) Suitable for solid walls for wall mounted bidet and wall mounted toilet				695200 00 00	84	
Infobox: Durafix for invisible fixation is included in delivery / If pre-wall carrier not used, the fixing # 006500 is recommended						
 Bidet wall mounted Compact ● with overflow, with tap platform						
Durafix included	370 x 480	18,2	20	229015 00 00	352	
Durafix included	370 x 480	18,2	20	229015 32 00		439
Fixing for wall mounted bidet and wall mounted toilet caps white	Ø 12 x 180	0,2		006500 00 00	28	
Support bracket to be built in (distance 180 mm) Suitable for solid walls for wall mounted bidet and wall mounted toilet				695200 00 00	84	
Infobox: Durafix for invisible fixation is included in delivery / If pre-wall carrier not used, the fixing # 006500 is recommended						
 Bidet floor standing ● back to wall, with overflow, with tap platform						
fixings included	370 x 600	26,85	9	228910 00 00	357	
fixings included	370 x 600	26,85	9	228910 32 00		447



WonderGliss
+ EUR 82 per piece;
Simply add a '1' to the model-no.






ME by Starck Design by Philippe Starck






Description	mm	kg	Qty.	Model-No.	Euro	
					White - 00 White (HyG) - 20	White Satin Matt - 32 White/White Satin Matt - 26 White (HyG)/White Satin Matt - 90
 Toilet wall mounted washdown model, Durafix included, UWL class 1, 4,5 l						
inside colour White, outside colour White	370 x 570	26,0	16	252809 00 00	416	
inside colour White, outside colour White Satin Matt with HygieneGlaze	370 x 570	26,0	16	252809 26 00		521
inside colour White, outside colour White	370 x 570	26,0	16	252809 20 00	471	
inside colour White, outside colour White Satin Matt	370 x 570	26,0	16	252809 90 00		576
Fixing for wall mounted bidet and wall mounted toilet						
caps white	Ø 12 x 180	0,2		006500 00 00	28	
Noise reduction gasket for wall mounted toilet		0,3		005064 00 00	51	
 Toilet seat and cover hinges stainless steel, without soft closure						
inside colour White, outside colour White		2,1	108	002001 00 00	123	
inside colour White, outside colour White Satin Matt		2,1	108	002001 26 00		154
removable, with soft closure						
inside colour White, outside colour White		2,1	108	002009 00 00	190	
inside colour White, outside colour White Satin Matt		2,1	108	002009 26 00		239
Infobox: Durafix for invisible fixation is included in delivery / If pre-wall carrier not used, the fixing # 006500 is recommended						

	Description	mm	kg	Qty.	Model-No.	Euro	
						White - 00 White (HyG) - 20	White Satin Matt/White - 32 Satin Matt - 26 White (HyG)/White Satin Matt - 90
	Toilet wall mounted Duravit Rimless® rimless, washdown model, Durafix included, UWL class 1, 4,5 l						
	inside colour White, outside colour White	370 x 570	26,0	16	252909 00 00	479	
	inside colour White, outside colour White Satin Matt with HygieneGlaze	370 x 570	26,0	16	252909 26 00		598
	inside colour White, outside colour White	370 x 570	26,0	16	252909 20 00	534	
	inside colour White, outside colour White Satin Matt	370 x 570	26,0	16	252909 90 00		653
	Noise reduction gasket for wall mounted toilet		0,3		005064 00 00	51	
	Fixing for wall mounted bidet and wall mounted toilet caps white	∅ 12 x 180	0,2		006500 00 00	28	
	Toilet seat and cover hinges stainless steel, without soft closure						
	inside colour White, outside colour White		2,1	108	002001 00 00	123	
	inside colour White, outside colour White Satin Matt		2,1	108	002001 26 00		154
	removable, with soft closure						
	inside colour White, outside colour White		2,1	108	002009 00 00	190	
	inside colour White, outside colour White Satin Matt		2,1	108	002009 26 00		239
Infobox: If pre-wall carrier not used, the fixing # 006500 is recommended / Durafix for invisible fixation is included in delivery							
	Toilet set wall mounted Duravit Rimless® Packaging dimensions 580 x 392 x 440 mm						
	without WonderGliss		28,1	12	452909 00 A1	669	
	with WonderGliss		28,1	12	452909 00 A11	669	
	Toilet wall mounted Duravit Rimless®, 252909 rimless, washdown model, Durafix included, UWL class 1, 4,5 l						
	inside colour White, outside colour White	370 x 570					
	Toilet seat and cover, 002009 00 00 removable, hinges stainless steel, with soft closure						
	inside colour White, outside colour White						
Infobox: Durafix for invisible fixation is included in delivery / If pre-wall carrier not used, the fixing # 006500 is recommended							



WonderGliss
+ EUR 82 per piece;
Simply add a '1' to the model-no.



	Description	mm	kg	Qty.	Model-No.	Euro	
						White - 00 White (HyG) - 20	White Satin Matt - 32 White/White Satin Matt - 26 White (HyG)/White Satin Matt - 90
	Toilet wall mounted HygieneFlush rimless, washdown model, Rotationflush, Durafix included, 4,5 l, UWL class 1, with HygieneGlaze						
	inside colour White, outside colour White	370 x 570	27,0	16	257909 20 00	622	
	inside colour White, outside colour White Satin Matt	370 x 570	27,0	16	257909 90 00		815
	Noise reduction gasket for wall mounted toilet		0,3		005064 00 00	51	
	Fixing for wall mounted bidet and wall mounted toilet						
	caps white	Ø 12 x 180	0,2		006500 00 00	28	
	Toilet seat and cover hinges stainless steel, without soft closure						
	inside colour White, outside colour White		2,1	108	002001 00 00	123	
	inside colour White, outside colour White Satin Matt		2,1	108	002001 26 00		154
	removable, with soft closure						
	inside colour White, outside colour White		2,1	108	002009 00 00	190	
	inside colour White, outside colour White Satin Matt		2,1	108	002009 26 00		239
Infobox: If pre-wall carrier not used, the fixing # 006500 is recommended / Durafix for invisible fixation is included in delivery / Not available in WonderGliss							
	Toilet set wall mounted HygieneFlush Packaging dimensions 580 x 392 x 440 mm		29,0	12	457909 20 A1	812	
	Toilet wall mounted HygieneFlush, 257909 20 00 rimless, washdown model, Rotationflush, Durafix included, 4,5 l, UWL class 1, with HygieneGlaze						
	inside colour White, outside colour White	370 x 570					
	Toilet seat and cover, 002009 00 00 removable, hinges stainless steel, with soft closure						
	inside colour White, outside colour White						
Infobox: Durafix for invisible fixation is included in delivery / If pre-wall carrier not used, the fixing # 006500 is recommended / Not available in WonderGliss							

	Description	mm	kg	Qty.	Model-No.	Euro	
						White - 00 White (HyG) - 20	White Satin Matt - 32 White/White Satin Matt - 26 White (HyG)/White Satin Matt - 90
	Toilet wall mounted Compact Duravit Rimless® rimless, washdown model, Durafix included, UWL class 1, 4,5 l						
	inside colour White, outside colour White	370 x 480	23,6	16	253009 00 00	374	
	inside colour White, outside colour White Satin Matt with HygieneGlaze	370 x 480	23,6	16	253009 26 00		467
	inside colour White, outside colour White	370 x 480	23,6	16	253009 20 00	429	
	inside colour White, outside colour White Satin Matt	370 x 480	23,6	16	253009 90 00		522
	Noise reduction gasket for wall mounted toilet		0,3		005064 00 00	51	
	Fixing for wall mounted bidet and wall mounted toilet caps white	Ø 12 x 180	0,2		006500 00 00	28	
	Toilet seat and cover hinges stainless steel, without soft closure						
	inside colour White, outside colour White		2,0	108	002011 00 00	113	
	inside colour White, outside colour White Satin Matt		2,0	108	002011 26 00		140
	removable, with soft closure						
	inside colour White, outside colour White		2,0	108	002019 00 00	171	
	inside colour White, outside colour White Satin Matt		2,0	108	002019 26 00		214
Infobox: If pre-wall carrier not used, the fixing # 006500 is recommended / Durafix for invisible fixation is included in delivery							
	Toilet set wall mounted Compact Duravit Rimless® Packaging dimensions 510 x 392 x 430 mm		25,6	12	453009 00 A1	545	
	Toilet wall mounted Compact Duravit Rimless®, 253009 00 00 rimless, washdown model, Durafix included, UWL class 1, 4,5 l						
	inside colour White, outside colour White	370 x 480					
	Toilet seat and cover, 002019 00 00 removable, hinges stainless steel, with soft closure						
	inside colour White, outside colour White						
Infobox: Durafix for invisible fixation is included in delivery / If pre-wall carrier not used, the fixing # 006500 is recommended							







WonderGliss
+ EUR 82 per piece;
Simply add a '1' to the model-no.

ME by Starck Design by Philippe Starck

Description	mm	kg	Qty.	Model-No.	Euro	
					White - 00 White (HyG) - 20	White Satin Matt - 32 White/White Satin Matt - 26 White (HyG)/White Satin Matt - 90
						
Toilet floor standing back to wall, washdown model, fixings included, horizontal outlet, UWL class 1, 💧 4,5 l						
inside colour White, outside colour White	370 x 600	29,0	9	216909 00 00	446	
inside colour White, outside colour White Satin Matt	370 x 600	29,0	9	216909 26 00		558
with HygieneGlaze						
inside colour White, outside colour White	370 x 600	29,0	9	216909 20 00	501	
inside colour White, outside colour White Satin Matt	370 x 600	29,0	9	216909 90 00		613
Vario connector set for horizontal and vertical outlet, length adjustable						
incl. excenter	Ø 110	1,5		001422 00 00	85	
						
Toilet seat and cover hinges stainless steel, without soft closure						
inside colour White, outside colour White		2,1	108	002001 00 00	123	
inside colour White, outside colour White Satin Matt		2,1	108	002001 26 00		154
removable, with soft closure						
inside colour White, outside colour White		2,1	108	002009 00 00	190	
inside colour White, outside colour White Satin Matt		2,1	108	002009 26 00		239








ME by Starck Design by Philippe Starck

Description	mm	kg	Qty.	Model-No.	Euro	
					White - 00	White Satin - 32
					White (HyG) - 20	Matt White/White - 26
						Satin Matt White (HyG)/White - 90
						Satin Matt
	Toilet close-coupled (without cistern), washdown model, Outlet for Vario connector set, for horizontal and vertical outlet, length adjustable from 70 - 170 mm, and vario connecting bend, vertical outlet from 155 - 225 mm, fixings included, UWL class 1					
	4,5 l	370 x 650	35,4	9	217009 00 00	446
	4,5 l, with HygieneGlaze	370 x 650	35,4	9	217009 20 00	501
	Vario connector set for horizontal and vertical outlet, length adjustable incl. excenter	∅ 110	1,5		001422 00 00	85
	Vario connecting bend for vertical outlet	∅ 90	0,9		899025 00 00	71
	Cistern with Dual Flush mechanism, chrome, for side supply					
	6/3 l, UWL class 2	390 x 180	12,8	28	093800 00 05	339
	4,5/3 l, UWL class 1	390 x 180	12,8	28	093800 00 85	339
	for bottom left supply					
	6/3 l, UWL class 2	390 x 180	12,8	28	093810 00 05	339
	4,5/3 l, UWL class 1	390 x 180	12,8	28	093810 00 85	339
	Conversion set for back supply chrome		0,5		007504 10 00	36
	Cistern AUS-Version, with Dual Flush mechanism, chrome, for back supply					
	4,5/3 l	390 x 180	12,8	40	093840 00 05	339
	Toilet seat and cover hinges stainless steel, without soft closure inside colour White, outside colour White					
	removable, with soft closure					
	inside colour White, outside colour White		2,0	108	002011 00 00	113
	inside colour White, outside colour White		2,0	108	002019 00 00	171





WonderGliss
+ EUR 82 per piece;
Simply add a '1' to the model-no.

ME by Starck Design by Philippe Starck

Description	mm	kg	Qty.	Model-No.	Euro
					White - 00 White Satin White (HyG) - 20 Matt - 32 White/White Satin Matt - 26 White (HyG)/White Satin Matt - 90
 Toilet close-coupled Hong Kong - version, washdown model, (without cistern), fixings included					
♻️ 4,5 l	370 x 650	31,0		217201 00 00	467
♻️ 4,5 l, with HygieneGlaze	370 x 650	31,0		217201 20 00	522
 Cistern Hong Kong - version, without mechanism for bottom left or bottom right supply	390 x 180	12,8	40	093830 00 00	321
 Toilet seat and cover removable, hinges stainless steel, with soft closure inside colour White, outside colour White			2,0	002019 00 00	171
without soft closure inside colour White, outside colour White			2,0	002011 00 00	113
 Toilet close-coupled washdown model, (without cistern), fixings included, UWL class 1					
♻️ 4,5 l	370 x 650	31,0	9	217209 00 00	375
♻️ 4,5 l, with HygieneGlaze	370 x 650	31,0	9	217209 20 00	430
 Cistern with Dual Flush mechanism, chrome, for side supply					
♻️ 6/3 l, UWL class 2	390 x 180	12,8	28	093800 00 05	339
♻️ 4,5/3 l, UWL class 1	390 x 180	12,8	28	093800 00 85	339
for bottom left supply					
♻️ 6/3 l, UWL class 2	390 x 180	12,8	28	093810 00 05	339
♻️ 4,5/3 l, UWL class 1	390 x 180	12,8	28	093810 00 85	339
 Conversion set for back supply chrome			0,5	007504 10 00	36
 Toilet seat and cover removable, hinges stainless steel, with soft closure inside colour White, outside colour White			2,0	002019 00 00	171
without soft closure inside colour White, outside colour White			2,0	002011 00 00	113



ME by Starck Design by Philippe Starck

Description	mm	kg	Qty.	Model-No.	Euro
					White - 00 White Satin White (HyG) - 20 Matt - 32 White/White - 32 Satin Matt - 26 White (HyG)/White - 90 Satin Matt - 90
 One-piece toilet Duravit Rimless®					
rimless, US-version, elongated with syphonic jet action, 305 mm/12" rough-in, with dual flush piston valve, top flush, vertical outlet					
💧 1,32/0,92 gpf (5/3,5 lpf)	360 x 730	64,0	8	217301 00 01	805
💧 1,32/0,92 gpf (5/3,5 lpf), with HygieneGlaze	360 x 730	64,0	8	217301 20 01	860
with Single Flush piston valve, top flush					
💧 1,28 gpf (4,8 lpf)	360 x 730	64,0	8	217301 00 85	805
💧 1,28 gpf (4,8 lpf), with HygieneGlaze	360 x 730	64,0	8	217301 20 85	860
Mounting set					
for One-piece and Two-piece toilets					
520 mm, 1/2", ASIA-version		0,48		001416 00 00	58
Mounting set					
for One-piece and Two-piece toilets, Outflow 3/8" - external thread, Wall Connection 1/2" - internal thread					
450 mm, 1/2", US-version		0,48		001417 00 00	77
 Toilet seat and cover					
elongated, hinges stainless steel					
without soft closure		2,4	108	002021 00 00	79
removable, with soft closure		2,5	108	002029 00 00	123
Infobox: The mounting set is optional for installation					




WonderGliss
+ EUR 82 per piece;
Simply add a '1' to the model-no.

ME by Starck Design by Philippe Starck

Description	mm	kg	Qty.	Model-No.	Euro
					White - 00 White (HyG) - 20 White Satin Matt - 32 White/White Satin Matt - 26 White (HyG)/White Satin Matt - 90
 One-piece toilet Duravit Rimless® rimless, US-version, elongated with syphonic jet action, 305 mm/12" rough-in, with Single Flush mechanism with side lever left, vertical outlet					
1,28 gpf (4,8 lpf)	360 x 730	67,0	8	218501 00 02	805
1,28 gpf (4,8 lpf), with HygieneGlaze	360 x 730	67,0	8	218501 20 02	860
with Single Flush mechanism with side lever right					
1,28 gpf (4,8 lpf)	360 x 730	67,0	8	218501 00 82	805
1,28 gpf (4,8 lpf), with HygieneGlaze	360 x 730	67,0	8	218501 20 82	860
Mounting set for One-piece and Two-piece toilets, Outflow 3/8" - external thread, Wall Connection 1/2" - internal thread					
450 mm, 1/2", US-version			0,48	001417 00 00	77
 Toilet seat and cover elongated, hinges stainless steel					
without soft closure			2,4 108	002021 00 00	79
removable, with soft closure			2,5 108	002029 00 00	123
Infobox: The mounting set is optional for installation					



ME by Starck Design by Philippe Starck






Description	mm	kg	Qty.	Model-No.	Euro	
					White - 00 White (HyG) - 20	White Satin Matt - 32 White/White Satin Matt - 26 White (HyG)/White Satin Matt - 90
	Two-piece toilet (without cistern), US-version, elongated with syphonic jet action, 305 mm/12" rough-in, vertical outlet					
♻️ 1,32/0,92 gpf (5/3,5 lpf)	360 x 710	46,0	12	217101 00 00	507	
♻️ 1,28 gpf (4,8 lpf)	360 x 710	46,0	12	217101 00 85	507	
with HygieneGlaze						
♻️ 1,28 gpf (4,8 lpf)	360 x 710	46,0	12	217101 20 85	562	
♻️ 1,32/0,92 gpf (5/3,5 lpf)	360 x 710	46,0	12	217101 20 00	562	
Mounting set for One-piece and Two-piece toilets						
520 mm, 1/2", ASIA-version		0,48		001416 00 00	58	
Mounting set for One-piece and Two-piece toilets, Outflow 3/8" - external thread, Wall Connection 1/2" - internal thread						
450 mm, 1/2", US-version		0,48		001417 00 00	77	
Cistern with dual flush piston valve, top flush, for bottom left supply						
♻️ 1,32/0,92 gpf (5/3,5 lpf)	390 x 180	12,8	40	093820 00 01	261	
with Single Flush piston valve, top flush						
♻️ 1,28 gpf (4,8 lpf)	390 x 180	12,8	40	093820 00 85	261	
Toilet seat and cover elongated, hinges stainless steel						
without soft closure		2,4	108	002021 00 00	79	
removable, with soft closure		2,5	108	002029 00 00	123	
InfoBox: The mounting set is optional for installation						









WonderGliss
+ EUR 82 per piece;
Simply add a '1' to the model-no.




ME by Starck Design by Philippe Starck

Description	mm	kg	Qty.	Model-No.	Euro	
					White - 00 White (HyG) - 20	White Satin Matt - 32 White/White Satin Matt - 26 White (HyG)/White Satin Matt - 90
						
Urinal Duravit Rimless® rimless, concealed inlet, syphonic action, horizontal outlet, fixings included, ♻️ 0,5 L						
model without fly	300 x 350	19,1	12	280930 00 00	403	
model with fly 🦟	300 x 350	19,1	12	280930 00 07	436	
with HygieneGlaze						
model without fly	300 x 350	19,1	12	280930 20 00	458	
model with fly 🦟	300 x 350	19,1	12	280930 20 07	491	
Siphon 0,5 - 4 L						
horizontal outlet (concealed)	ø 50	0,2		005113 00 00	67	
Water inlet mechanism for urinals with back supply	1/2"	0,1		695800 00 00	31	
Urinal screen Stainless steel		0,2		005042 10 00	62	
Infobox: The using of the Siphon 0051130000 is required						
						
Urinal Duravit Rimless® rimless, visible inlet, syphonic action, vertical or horizontal outlet, fixings included, ♻️ 0,5 L						
model without fly	300 x 350	19,1	12	281530 00 00	403	
model with fly 🦟	300 x 350	19,1	12	281530 00 07	436	
with HygieneGlaze						
model without fly	300 x 350	19,1	12	281530 20 00	458	
model with fly 🦟	300 x 350	19,1	12	281530 20 07	491	
Siphon 0,5 - 4 L						
horizontal outlet (concealed)	ø 50	0,2		005113 00 00	67	
Urinal screen Stainless steel		0,2		005042 10 00	62	
Infobox: The using of the Siphon 0051130000 is required						

Description	mm	kg	Qty.	Model-No.	Euro	
					White - 00 White (HyG) - 20	White Satin Matt - 32 White/White Satin Matt - 26 White (HyG)/White Satin Matt - 90
 Urinal Duravit Rimless® rimless, concealed inlet, syphonic action, fixings included, model for cover, horizontal outlet, 0,5 L, model without fly						
inside colour White, outside colour White	300 x 350	18,0	12	281230 00 00	422	
inside colour White, outside colour White Satin Matt	300 x 350	18,0	12	281230 26 00		514
model with fly 						
inside colour White, outside colour White	300 x 350	18,0	12	281230 00 07	456	
inside colour White, outside colour White Satin Matt	300 x 350	18,0	12	281230 26 07		555
 Urinal Duravit Rimless® 0,5 L with HygieneGlaze model without fly						
inside colour White, outside colour White	300 x 350	18,0	12	281230 20 00	477	
inside colour White, outside colour White Satin Matt	300 x 350	18,0	12	281230 90 00		569
model with fly 						
inside colour White, outside colour White	300 x 350	18,0	12	281230 20 07	511	
inside colour White, outside colour White Satin Matt	300 x 350	18,0	12	281230 90 07		610
Siphon 0,5 - 4 L						
horizontal outlet (concealed)	ø 50	0,2		005113 00 00	67	
 Urinal Cover						
hinges chrome, with soft closure		1,0	192	002409 00 00	241	
hinges chrome, with soft closure		1,0	192	002409 32 00		303
Water inlet mechanism for urinals with back supply	1/2"	0,1		695800 00 00	31	
Urinal screen Stainless steel		0,2		005042 10 00	62	
Infobox: The using of the Siphon 0051130000 is required						

Description	mm	kg	Qty.	Model-No.	Euro	
					White - 00 White (HyG) - 20	White Satin Matt - 32 White/White Satin Matt - 26 White (HyG)/White Satin Matt - 90
						
Urinal Duravit Rimless® Electronic urinal for battery supply, rimless, concealed inlet, syphonic action, horizontal outlet, complete control unit and fixings included, 0,5 L						
model without fly	300 x 350	19,3	12	280931 00 00	1.102	
model with fly 	300 x 350	19,3	12	280931 00 07	1.134	
with HygieneGlaze						
model without fly	300 x 350	19,3	12	280931 20 00	1.157	
model with fly 	300 x 350	19,3	12	280931 20 07	1.189	
Urinal screen Stainless steel		0,2		005042 10 00	62	
Siphon 0,5 - 4 L horizontal outlet (concealed)	ø 50	0,2		005113 00 00	67	
Infobox: The using of the Siphon 0051130000 is required						
						
Urinal Duravit Rimless® Electronic urinal for power supply, rimless, concealed inlet, syphonic action, horizontal outlet, complete control unit and fixings included, 0,5 L						
model without fly	300 x 350	19,3	12	280931 00 93	1.102	
model with fly 	300 x 350	19,3	12	280931 00 97	1.134	
with HygieneGlaze						
model without fly	300 x 350	19,3	12	280931 20 93	1.157	
model with fly 	300 x 350	19,3	12	280931 20 97	1.189	
Pre-assembly set power supply unit 100-230V including electrical outlet		0,2		005004 00 00	94	
Siphon 0,5 - 4 L horizontal outlet (concealed)	ø 50	0,2		005113 00 00	67	
Urinal screen Stainless steel		0,2		005042 10 00	62	
Infobox: For installation the pre-assembly set is mandatory / The using of the Siphon 0051130000 is required						



ME by Starck Design by Philippe Starck

Description	mm	kg	Qty.	Model-No.	Euro	
					White - 00	White Satin
					White (HyG) - 20	Matt - 32
						White/White
						Satin Matt - 26
						White (HyG)/White
						Satin Matt - 90
<hr/>						
	Urinal ME by Starck Dry					
waterless, horizontal outlet Ø 50 mm, Air trap and fixing included						
model without fly	300 x 355	14,2	12	281430 00 00	485	
model with fly 	300 x 355	14,2	12	281430 00 07	522	
with HygieneGlaze						
model without fly,	300 x 355	14,2	12	281430 20 00	540	
model with fly 	300 x 355	14,2	12	281430 20 07	577	
<hr/>						
Air trap incl. Key-Ring						
Spare part		0,1		100384 00 00	62	
<hr/>						
Air trap						
Spare part		0,02		100342 00 00	37	
<hr/>						
Inspection key						
Spare part		0,02		100344 00 00	16	
<hr/>						
Special Cleaner						
for waterless urinals, with spray top						
6 bottles 500 ml each		3,6		005062 00 00	83	
<hr/>						
Infobox: Not available in WonderGliss						






WonderGliss
+ EUR 82 per piece;
Simply add a '1' to the model-no.




Scola Design by Duravit

Description	mm	kg	Qty.	Model-No.	Euro
					White - 00
					
Washbasin with overflow, with tap platform, underneath glazed bowl on left side ●	615 x 460	23,3	15	068460 00 00	598
bowl on left side ●	615 x 460	23,3	15	068460 00 11	598
bowl on right side ●	615 x 460	23,3	15	068560 00 00	598
bowl on right side ●	615 x 460	23,3	15	068560 00 11	598
Design Siphon *					
chrome		1,5		005036 10 00	193
black matt		1,5		005036 46 00	220
					
Metal console for washbasin # 068460 and 068560					
chrome		2,7		003059 10 00	571
Push-open waste *** for washbasins with overflow					
chrome		0,4		005052 10 00	83
black matt		0,4		005052 46 00	116
Infobox: * When using this siphon please observe outlet height from upper surface of finished floor to centre of outlet in accordance with the technical specification sheet / In conjunction with pop-up basin waste or push-open valve the flow capacity of max. 7,5l /min./tap should not be exceeded / *** Recommended in conjunction with wall mounted tap fitting, vanity unit and/or consoles					




Starck 1 Design by Philippe Starck

Description	mm	kg	Qty.	Model-No.	Euro
					White - 00
 <p>Furniture washbasin with overflow, with tap platform, overflow clip chrome included, for vanity unit # S1 9520 580 mm ●</p>	Ø 580	12,6	18	040658 00 00	740
	<p>Siphon for washbasin with outlet pipe 300 mm chrome</p>				
	1 1/4"	0,6		005026 00 00	46
<p>Infobox: recommendation of furniture see from page 674</p>					
 <p>Washbowl ground, with overflow, without tap platform, fixings included, overflow clip chrome included 530 mm ☒</p>	Ø 530	11,7	18	044753 00 00	898
	<p>Design Siphon *</p>				
		1,5		005036 10 00	193
		1,5		005036 46 00	220
<p>Push-open waste *** for washbasins with overflow</p>					
		0,4		005052 10 00	83
		0,4		005052 46 00	116
<p>Infobox: * When using this siphon please observe outlet height from upper surface of finished floor to centre of outlet in accordance with the technical specification sheet / In conjunction with pop-up basin waste or push-open valve the flow capacity of max. 7,5l /min./tap should not be exceeded / *** Recommended in conjunction with wall mounted tap fitting, vanity unit and/or consoles / recommendation of furniture see from page 674</p>					
 <p>Washbowl ground, with overflow, without tap platform, fixings included, overflow clip chrome included 530 mm ☒</p>	Ø 530	9,8	16	040853 00 00	977
	<p>Design Siphon *</p>				
		1,5		005036 10 00	193
		1,5		005036 46 00	220
<p>Push-open waste *** for washbasins with overflow</p>					
		0,4		005052 10 00	83
		0,4		005052 46 00	116
<p>Infobox: * When using this siphon please observe outlet height from upper surface of finished floor to centre of outlet in accordance with the technical specification sheet / In conjunction with pop-up basin waste or push-open valve the flow capacity of max. 7,5l /min./tap should not be exceeded / *** Recommended in conjunction with wall mounted tap fitting, vanity unit and/or consoles / recommendation of furniture see from page 674</p>					






Starck 1 Design by Philippe Starck

	Description	mm	kg	Qty.	Model-No.	Euro
						White - 00
	Above counter basin ground, with overflow, fixings included, with tap platform 480 mm ●	∅ 480	15,1	21	044648 00 00	976
	Drain cover chrome		0,1		005040 10 00	35
	Design Siphon * chrome		1,5		005036 10 00	193
	black matt		1,5		005036 46 00	220
Infobox: * When using this siphon please observe outlet height from upper surface of finished floor to centre of outlet in accordance with the technical specification sheet / With not visible ceramic overflow / Attention: Washbowl # 044648 only in combination with Drain cover # 005040 / recommendation of furniture see from page 674						
	Washbowl ground, without overflow, without tap platform, fixings and ceramic covered slotted waste included 470 mm ●	470 x 470	11,5	24	038747 00 27	657
	470 mm ☒	470 x 470	11,5	24	038747 00 28	657
	Design Siphon * chrome		1,5		005036 10 00	193
	black matt		1,5		005036 46 00	220
Infobox: * When using this siphon please observe outlet height from upper surface of finished floor to centre of outlet in accordance with the technical specification sheet / recommendation of furniture see from page 674						
	Washbowl ground, without overflow, with tap dome 460 mm ●	460 x 460	9,4	26	232246 00 00	739
	Design Siphon * chrome		1,5		005036 10 00	193
	black matt		1,5		005036 46 00	220
	Slotted waste for washbasins without overflow chrome	50	0,3		005024 10 00	88
black matt	50	0,3		005024 46 00	124	
Infobox: * When using this siphon please observe outlet height from upper surface of finished floor to centre of outlet in accordance with the technical specification sheet / We recommend the following taps: Axor Starck Puro (Hansgrohe), Metris S (Hansgrohe), Metris 110 (Hansgrohe), Talis 150 (Hansgrohe), Focus 190 (Hansgrohe), Imo (Dornbracht) / recommendation of furniture see from page 674						












Starck 1 Design by Philippe Starck

	Description	mm	kg	Qty.	Model-No.	Euro
						White - 00
	Washbowl ground, without overflow, fixings included, without tap platform 460 mm ☒	Ø 460	11,2	21	044546 00 00	540
	Design Siphon *					
	chrome		1,5		005036 10 00	193
	black matt		1,5		005036 46 00	220
	Slotted waste for washbasins without overflow					
	chrome	50	0,3		005024 10 00	88
	black matt	50	0,3		005024 46 00	124
Infobox: * When using this siphon please observe outlet height from upper surface of finished floor to centre of outlet in accordance with the technical specification sheet / recommendation of furniture see from page 674						
	Washbowl with overflow, without tap platform, overflow clip chrome included 330 mm ☒	Ø 330	4,9	30	040833 00 00	512
	Design Siphon *					
	chrome		1,5		005036 10 00	193
	black matt		1,5		005036 46 00	220
	Push-open waste *** for washbasins with overflow					
	chrome		0,4		005052 10 00	83
	black matt		0,4		005052 46 00	116
Infobox: * When using this siphon please observe outlet height from upper surface of finished floor to centre of outlet in accordance with the technical specification sheet / In conjunction with pop-up basin waste or push-open valve the flow capacity of max. 7,5l /min./tap should not be exceeded / *** Recommended in conjunction with wall mounted tap fitting, vanity unit and/or consoles / Installation of washbowl # 040833 should be carried out by experts only using a special glue. Diameter of cut-out is Ø 115 mm / recommendation of furniture see from page 674						
	Bidet wall mounted ● with overflow, with tap platform, overflow clip chrome included Durafix included	410 x 575	21,0	12	027415 00 00	830
	Fixing for wall mounted bidet and wall mounted toilet caps white	Ø 12 x 180	0,2		006500 00 00	28
	Siphon for bidet with extended outlet pipe chrome	1 1/4"	0,6		005027 00 00	47
Infobox: Faucets with a vertical rod of min. 340 mm are required for floor standing and wall mounted bidets, e.g. Philippe Starck faucets / Durafix for concealed fixation is included in delivery / If pre-wall carrier not used, the fixing # 006500 is recommended						

Starck 1 Design by Philippe Starck

Description		mm	kg	Qty.	Model-No.	Euro
						White - 00
	Toilet wall mounted washdown model, Durafix included, UWL class 1 4,5 l	410 x 575	27,5	12	021009 00 64	1.150
	Noise reduction gasket for wall mounted bidet and wall mounted toilet		0,3		005019 00 00	51
	Toilet seat and cover removable, with hinge shaft, hinge plate stainless steel with soft closure		2,3	105	006588 00 99	352
	Fixing for wall mounted bidet and wall mounted toilet caps white	Ø 12 x 180	0,2		006500 00 00	28
Infobox: Durafix for concealed fixation is included in delivery / If pre-wall carrier not used, the fixing # 006500 is recommended / Pre-wall elements with odour extractors are not recommended						
	Toilet close-coupled (without cistern), washdown model, Outlet for Vario connector set, for horizontal and vertical outlet, length adjustable from 70 - 190 mm, and vario connecting bend, vertical outlet from 180 - 245 mm, fixings included, UWL class 1 4,5 l	415 x 640	36,9	9	023309 00 64	994
	Vario connector set for horizontal and vertical outlet, length adjustable incl. excenter	Ø 110	1,5		001422 00 00	85
	Vario connecting bend for vertical outlet	Ø 90	0,9		899025 00 00	71
	Cistern with Stop & Go mechanism, concealed left supply, push button PURO, chrome 6,0 l, UWL class 4	390 x 125	14,0	24	872710 00 05	1.115
	Toilet seat and cover removable, with hinge shaft, hinge plate stainless steel with soft closure		2,3	105	006588 00 99	352




Starck 1 Design by Philippe Starck

Description	mm	kg	Qty.	Model-No.	Euro
					White - 00
	Urinal				
concealed inlet and outlet, syphonic action, fixings included, model without cover					
model without fly	320 x 285	10,5	20	083432 00 00	687
model with fly 	320 x 285	10,5	20	083432 00 07	726
	Siphon				
1 - 4 L					
horizontal outlet (concealed)	ø 50	0,2		005112 00 00	67
	Water inlet mechanism				
for urinals with back supply	1/2"	0,1		695800 00 00	31
	Urinal screen				
Stainless steel		0,2		005041 10 00	62
Infobox: The using of the Siphon # 0051120000 is required					
	Urinal				
concealed inlet and outlet, syphonic action, fixings included, model for cover					
model without fly	320 x 285	10,6	20	083532 00 00	712
model with fly 	320 x 285	10,6	20	083532 00 07	752
	Siphon				
1 - 4 L					
horizontal outlet (concealed)	ø 50	0,2		005112 00 00	67
	Water inlet mechanism				
for urinals with back supply	1/2"	0,1		695800 00 00	31
	Urinal screen				
Stainless steel		0,2		005041 10 00	62
	Urinal Cover				
hinges stainless steel		0,9	168	006591 00 00	173
Infobox: The using of the Siphon # 0051120000 is required					







WonderGliss
+ EUR 82 per piece;
Simply add a '1' to the model-no.

Starck 2 Design by Philippe Starck

Description		mm	kg	Qty.	Model-No.	Euro
						White - 00
	Washbowl ground, without overflow, without tap platform, fixings included 435 mm \otimes	435 x 395	7,5	24	232144 00 00	426
Design Siphon *						
chrome			1,5		005036 10 00	193
black matt			1,5		005036 46 00	220
Slotted waste for washbasins without overflow						
chrome		50	0,3		005024 10 00	88
black matt		50	0,3		005024 46 00	124
Infobox: * When using this siphon please observe outlet height from upper surface of finished floor to centre of outlet in accordance with the technical specification sheet / recommendation of furniture see from page 674						
	Toilet wall mounted washdown model, Durafix included, UWL class 1 4,5 l	370 x 540	26,0	16	253409 00 00	702
Noise reduction gasket for wall mounted toilet			0,3		005064 00 00	51
	Toilet seat and cover hinges stainless steel without soft closure removable, with soft closure					
without soft closure			2,2	126	006981 00 00	138
removable, with soft closure			2,1	126	006989 00 00	219
Fixing for wall mounted bidet and wall mounted toilet						
caps white		\emptyset 12 x 180	0,2		006500 00 00	28
Infobox: If pre-wall carrier not used, the fixing # 006500 is recommended / Durafix for invisible fixation is included in delivery / For Starck 2 WCs, constructed before February 2012, the toilet seats without soft closure # 0066910000 and with soft closure # 0066990000 are suitable						



Starck 2 Design by Philippe Starck

Description		mm	kg	Qty.	Model-No.	Euro
						White - 00
	Toilet wall mounted washdown model, Durafix included, UWL class 1 4,5 l	375 x 620	29,0	12	253309 00 00	702
	Noise reduction gasket for wall mounted toilet		0,3		005064 00 00	51
	Toilet seat and cover elongated, hinges stainless steel					
	without soft closure		2,0	140	006332 00 00	125
	removable, with soft closure		2,0	140	006339 00 00	203
	Fixing for wall mounted bidet and wall mounted toilet					
	caps white	Ø 12 x 180	0,2		006500 00 00	28
Infobox: If pre-wall carrier not used, the fixing # 006500 is recommended / Durafix for invisible fixation is included in delivery / For Starck 2 WCs, constructed before February 2012, the toilet seats without soft closure # 0066910000 and with soft closure # 0066990000 are suitable						
	Toilet floor standing back to wall, washdown model, fixings included, horizontal outlet, UWL class 1 4,5 l	370 x 570	32,0	12	212809 00 00	787
	Toilet seat and cover hinges stainless steel					
	without soft closure		2,2	126	006981 00 00	138
	removable, with soft closure		2,1	126	006989 00 00	219
Infobox: For Starck 2 WCs, constructed before February 2012, the toilet seats without soft closure # 0066910000 and with soft closure # 0066990000 are suitable						






WonderGliss
+ EUR 82 per piece;
Simply add a '1' to the model-no.

Starck 2 Design by Philippe Starck

Description	mm	kg	Qty.	Model-No.	Euro
					White - 00
 Toilet close-coupled (without cistern), washdown model, Outlet for Vario connector set, for horizontal and vertical outlet, length adjustable from 70 - 200 mm, and vario connec- ting bend, vertical outlet from 190 - 245 mm, fixings included, UWL class 1					
♻️ 4,5 l	370 x 725	39,0	9	212909 00 00	844
Vario connector set for horizontal and vertical outlet, length adjustable incl. excenter	∅ 110	1,5		001422 00 00	85
Vario connecting bend for vertical outlet	∅ 90	0,9		899025 00 00	71
Cistern with Dual Flush mechanism, chrome, concealed left supply					
♻️ 6/3 l, UWL class 2	370 x 145	11,2	22	093300 00 05	518
♻️ 4,5/3 l, UWL class 1	370 x 145	11,2	22	093300 00 85	518
 Toilet seat and cover elongated, hinges stainless steel					
without soft closure		2,0	140	006332 00 00	125
removable, with soft closure		2,0	140	006339 00 00	203
Infobox: For Starck 2 WCs, constructed before February 2012, the toilet seats without soft closure # 0066910000 and with soft closure # 0066990000 are suitable					




Starck 2 Design by Philippe Starck

Description	mm	kg	Qty.	Model-No.	Euro
					White - 00
					
Toilet close-coupled (without cistern), washdown model, Outlet for Vario connector set, for horizontal and vertical outlet, length adjustable from 70 - 170 mm, and vario connec- ting bend, vertical outlet from 160 - 210 mm, fixings included, UWL class 1					
♻️ 4,5 l	370 x 630	36,0	9	214509 00 00	857
Vario connector set for horizontal and vertical outlet, length adjustable					
incl. excenter	∅ 110	1,5		001422 00 00	85
Vario connecting bend for vertical outlet	∅ 90	0,9		899025 00 00	71
					
Cistern with Dual Flush mechanism, chrome, concealed left supply					
♻️ 6/3 l, UWL class 2	370 x 145	11,2	22	093300 00 05	518
♻️ 4,5/3 l, UWL class 1	370 x 145	11,2	22	093300 00 85	518
					
Toilet seat and cover hinges stainless steel					
without soft closure		2,2	126	006981 00 00	138
removable, with soft closure		2,1	126	006989 00 00	219
Infobox: For Starck 2 WCs, constructed before February 2012, the toilet seats without soft closure # 0066910000 and with soft closure # 0066990000 are suitable					






WonderGliss
+ EUR 82 per piece;
Simply add a '1' to the model-no.

Starck 2 Design by Philippe Starck

Description	mm	kg	Qty.	Model-No.	Euro
					White - 00
 One-piece toilet US-version, elongated with syphonic jet action, 305 mm/12" rough-in, with Single Flush piston valve, top flush, vertical outlet ♻️ 1,28 gpf (4,8 lpf)	375 x 715	57,0	8	213301 00 05	1.139
Mounting set for One-piece and Two-piece toilets 400 mm, 1/2", 1/2", ASIA-version		0,48		001418 00 96	58
Mounting set for One-piece and Two-piece toilets, Outflow 3/8" - external thread, Wall Connection 1/2" - internal thread 380 mm, 1/2", US-version		0,48		001431 00 00	77
 Toilet seat and cover elongated, hinges stainless steel without soft closure removable, with soft closure		2,0	140	006332 00 00 006339 00 00	125 203
Infobox: The mounting set is optional for installation					
 Urinal concealed inlet and outlet, syphonic action, fixings included, model without cover model without fly model with fly	320 x 285	10,5	20	083432 00 00 083432 00 07	687 726
Siphon 1 - 4 L horizontal outlet (concealed)	ø 50	0,2		005112 00 00	67
Water inlet mechanism for urinals with back supply	1/2"	0,1		695800 00 00	31
Urinal screen Stainless steel		0,2		005041 10 00	62
Infobox: The using of the Siphon # 0051120000 is required					







Starck 2 Design by Philippe Starck

Description	mm	kg	Qty.	Model-No.	Euro
					White - 00
					
Urinal concealed inlet and outlet, syphonic action, fixings included, model for cover					
model without fly	320 x 285	10,6	20	083532 00 00	712
model with fly 	320 x 285	10,6	20	083532 00 07	752
Siphon 1 - 4 L					
horizontal outlet (concealed)	ø 50	0,2		005112 00 00	67
Water inlet mechanism for urinals with back supply	1/2"	0,1		695800 00 00	31
Urinal screen Stainless steel		0,2		005041 10 00	62
 Urinal Cover hinges stainless steel		0,9	168	006591 00 00	173
Infobox: The using of the Siphon # 0051120000 is required					









WonderGliss
+ EUR 82 per piece;
Simply add a '1' to the model-no.

Starck 3 Design by Philippe Starck

Description	mm	kg	Qty.	Model-No.	Euro
					White - 00 White (HyG) - 20
 Washbasin, furniture washbasin with overflow, with tap platform					
1050 mm ●	1050 x 485	25,8	8	030410 00 00	725
850 mm ●	850 x 485	22,4	8	030480 00 00	532
700 mm ●	700 x 490	21,2	12	030470 00 00	394
Space saving siphon White	1 1/4"	0,4		005076 00 00	60
 Pedestal for # 030065, 030060, 030055, 030410, 030480, 030470, 033213, 030760, 030750	150 x 210	14,0	36	086516 00 00	132
 Siphon cover for # 030065, 030060, 030055, 030410, 030480, 030470, 033213, 030760, 030750	170 x 285	8,1	40	086515 00 00	127
Fixing for siphon cover		0,1		005503 00 00	44
Infobox: Space saving siphon is recommended for vanity units / recommendation of furniture see from page 674					
 Washbasin with overflow, with tap platform, underneath glazed					
650 mm ●	650 x 485	21,0	15	030065 00 00	187
600 mm ●	600 x 450	19,0	15	030060 00 00	150
550 mm ●	550 x 430	14,9	18	030055 00 00	136
500 mm ●	500 x 360	14,1	24	030050 00 00	136
 Pedestal for # 030065, 030060, 030055, 030410, 030480, 030470, 033213, 030760, 030750	150 x 210	14,0	36	086516 00 00	132
 Siphon cover for # 030065, 030060, 030055, 030410, 030480, 030470, 033213, 030760, 030750	170 x 285	8,1	40	086515 00 00	127
for # 030050, 075045, 030160, 030155, 030750	165 x 240	5,8	30	086517 00 00	127
Fixing for siphon cover		0,1		005503 00 00	44


Starck 3 Design by Philippe Starck

	Description	mm	kg	Qty.	Model-No.	Euro
						White - 00 White (HyG) - 20
	Washbasin Med without overflow, with tap platform, underneath glazed					
	600 mm ●	600 x 450	18,3	15	030760 00 00	168
	500 mm ●	500 x 360	13,4	24	030750 00 00	156
	Pedestal for # 030065, 030060, 030055, 030410, 030480, 030470, 033213, 030760, 030750	150 x 210	14,0	36	086516 00 00	132
	Siphon cover for # 030065, 030060, 030055, 030410, 030480, 030470, 033213, 030760, 030750	170 x 285	8,1	40	086515 00 00	127
	for # 030050, 075045, 030160, 030155, 030750	165 x 240	5,8	30	086517 00 00	127
	Fixing for siphon cover		0,1		005503 00 00	44
	Slotted waste for washbasins without overflow					
	chrome	75	0,4		005038 10 00	88
	black matt	75	0,4		005038 46 00	124
	Washbasin Compact with overflow, with tap platform, underneath glazed					
	600 mm ●	600 x 370	15,9	20	030160 00 00	152
	550 mm ●	550 x 370	13,0	20	030155 00 00	140
	Siphon cover for # 030050, 075045, 030160, 030155, 030750	165 x 240	5,8	30	086517 00 00	127
	Fixing for siphon cover		0,1		005503 00 00	44
	Washbasin with overflow, with tap platform, underneath glazed					
	700 mm ●	700 x 545	20,8	14	030970 00 00	447
	600 mm ●	600 x 545	18,0	12	030960 00 00	434
Infobox: Barrier-free according to DIN 18040-1 and DIN 18040-2						




WonderGliss
+ EUR 82 per piece;
Simply add a '1' to the model-no.



Starck 3 Design by Philippe Starck

Description	mm	kg	Qty.	Model-No.	Euro
					White - 00 White (HyG) - 20
 Washbasin Med without overflow, with tap platform, underneath glazed					
700 mm ●	700 x 545	20,8	14	031270 00 00	468
600 mm ●	600 x 545	18,0	12	031260 00 00	411
Slotted waste for washbasins without overflow					
chrome	75	0,4		005038 10 00	88
black matt	75	0,4		005038 46 00	124






Infobox: Barrier-free according to DIN 18040-1 and DIN 18040-2

 Handrinse basin with overflow, with tap platform, underneath glazed					
500 mm ●●	500 x 260	8,0	35	075150 00 00	124
tap hole on right side					
500 mm ●	500 x 260	8,0	35	075150 00 08	124
tap hole on left side					
500 mm ●	500 x 260	8,0	35	075150 00 09	124
Push-open waste *** for washbasins with overflow					
chrome		0,4		005052 10 00	83
black matt		0,4		005052 46 00	116

Infobox: In conjunction with pop-up basin waste or push-open valve the flow capacity of max. 7,5l /min./tap should not be exceeded / *** Recommended in conjunction with wall mounted tap fitting, vanity unit and/or consoles / In combination with Siphon cover not any Pop-up drain

 Handrinse basin with overflow, with tap platform, underneath glazed					
450 mm ●	450 x 320	9,4	28	075045 00 00	113
 Siphon cover for # 030050, 075045, 030160, 030155, 030750	165 x 240	5,8	30	086517 00 00	127
Fixing for siphon cover		0,1		005503 00 00	44





Starck 3 Design by Philippe Starck

	Description	mm	kg	Qty.	Model-No.	Euro
	Handrinse basin with overflow, with tap platform, tap hole on right side, fixings included, underneath glazed					White - 00 White (HyG) - 20
	400 mm ●	400 x 260	7,9	35	075140 00 00	127
	Push-open waste *** for washbasins with overflow					
	chrome		0,4		005052 10 00	83
	black matt		0,4		005052 46 00	116
Infobox: In conjunction with pop-up basin waste or push-open valve the flow capacity of max. 7,5l /min./tap should not be exceeded / Mandatory in combination with a bottle trap / *** Recommended in conjunction with wall mounted tap fitting, vanity unit and/or consoles						
	Handrinse basin corner model with overflow, with tap platform, underneath glazed					
	430 mm ●	430 x 380	6,2	40	075244 00 00	216
	Fixing hooks for # 084229, 075244			0,3		005000 00 00
Infobox: Fixing hooks # 005000 are required for wall mounting						
	Utility basin without overflow, without tap platform, underneath glazed					
	480 mm ☒	480 x 425	17,4	12	031348 00 00	474
	Grid fixings included			1,1		005001 10 00
Infobox: For 5/4" outlet						
	Utility basin without overflow, without tap platform, underneath glazed					
	480 mm ☒	480 x 425	17,4	12	031348 00 00	474
	Fixing for mounting utility basin Starck 3 # 031348 without grid					
	chrome	ø 10 x 140	0,2		006712 10 00	29
Infobox: For 5/4" outlet						
	Vanity basin countertop basin, with overflow, with tap platform					
560 mm ●	560 x 465	14,0	18	030256 00 00	209	






WonderGliss
 + EUR 82 per piece;
 Simply add a '1' to the model-no.


Starck 3 Design by Philippe Starck

	Description	mm	kg	Qty.	Model-No.	Euro
						White - 00 White (HyG) - 20
	Semi-recessed washbasin with overflow, with tap platform, fixings for installation in wooden consoles included					
	550 mm ●	550 x 460	14,5	14	031055 00 00	219
	Vanity basin undercounter basin, with overflow, with tap platform, fixings for installation in wooden consoles included					
	490 mm ●	490 x 365	8,2	21	030249 00 00	219
	Fixing for stone countertops (with the exception of # 046651)		0,2		005028 00 00	25
Infobox: Measurements of undercounter models represent interior measurements						
	Vanity basin undercounter basin, with overflow, without tap platform, fixings for installation in wooden consoles included					
	490 mm ☒	490 x 365	9,1	21	030549 00 00	250
	Push-open waste *** for washbasins with overflow					
	chrome		0,4		005052 10 00	83
	black matt		0,4		005052 46 00	116
	Fixing for stone countertops (with the exception of # 046651)		0,2		005028 00 00	25
Infobox: In conjunction with pop-up basin waste or push-open valve the flow capacity of max. 7,5l /min./tap should not be exceeded / *** Recommended in conjunction with wall mounted tap fitting, vanity unit and/or consoles / Measurements of undercounter models represent interior measurements						
	Vanity basin undercounter basin, with overflow, without tap platform, fixings for installation in wooden consoles included					
	430 mm ☒	430 x 430	7,4	21	030543 00 00	274
	Fixing for stone countertops (with the exception of # 046651)		0,2		005028 00 00	25
Infobox: Measurements of undercounter models represent interior measurements						

Starck 3 Design by Philippe Starck

Description	mm	kg	Qty.	Model-No.	Euro
					White - 00 White (HyG) - 20
 Double washbasin, double furniture washbasin with overflow, with tap platform, underneath glazed 1300 mm ●	1300 x 485	38,5	6	033213 00 00	1.021
 Pedestal for # 030065, 030060, 030055, 030410, 030480, 030470, 033213, 030760, 030750	150 x 210	14,0	36	086516 00 00	132
 Siphon cover for # 030065, 030060, 030055, 030410, 030480, 030470, 033213, 030760, 030750	170 x 285	8,1	40	086515 00 00	127
Fixing for siphon cover			0,1	005503 00 00	44
Space saving siphon White	1 1/4"	0,4		005076 00 00	60

Infobox: Space saving siphon is recommended for vanity units / For mounting ceramics larger than 1200mm two sets of fixings #6951000000 are required / When combined with pedestal or siphon cover, 2 of each are mandatory / recommendation of furniture see from page 674

 Bidet wall mounted ● with overflow with tap platform	360 x 540	20,8	16	223015 00 00	491
Fixing for wall mounted bidet and wall mounted toilet caps chrome	Ø 12 x 180	0,2		006500 10 00	30
caps white	Ø 12 x 180	0,2		006500 00 00	28
Support bracket to be built in (distance 180 mm) Suitable for solid walls for wall mounted bidet and wall mounted toilet				695200 00 00	84

Infobox: If pre-wall carrier not used, the fixing # 006500 is recommended










WonderGliss
+ EUR 82 per piece;
Simply add a '1' to the model-no.

Starck 3 Design by Philippe Starck

	Description	mm	kg	Qty.	Model-No.	Euro	
						White - 00 White (HyG) - 20	
	Bidet wall mounted ●						
	with overflow, with tap platform						
	Durafix included	360 x 540	21,0	16	228015 00 00	554	
	Fixing						
	for wall mounted bidet and wall mounted toilet						
	caps white	Ø 12 x 180	0,2		006500 00 00	28	
	Support bracket						
	to be built in (distance 180 mm) Suitable for solid walls for wall mounted bidet and wall mounted toilet				695200 00 00	84	
	Infobox: Durafix for invisible fixation is included in delivery / If pre-wall carrier not used, the fixing # 006500 is recommended						
	Bidet wall mounted Compact ●						
	with overflow with tap platform	360 x 480	17,7	16	223115 00 00	489	
	Fixing						
	for wall mounted bidet and wall mounted toilet						
	caps chrome	Ø 12 x 180	0,2		006500 10 00	30	
	caps white	Ø 12 x 180	0,2		006500 00 00	28	
	Support bracket						
	to be built in (distance 180 mm) Suitable for solid walls for wall mounted bidet and wall mounted toilet				695200 00 00	84	
	Infobox: If pre-wall carrier not used, the fixing # 006500 is recommended						
		Bidet wall mounted Compact ●					
with overflow, with tap platform		360 x 480	18,5	16	228115 00 00	563	
Fixing							
for wall mounted bidet and wall mounted toilet							
caps white		Ø 12 x 180	0,2		006500 00 00	28	
Support bracket							
to be built in (distance 180 mm) Suitable for solid walls for wall mounted bidet and wall mounted toilet					695200 00 00	84	
Infobox: Durafix for invisible fixation is included in delivery / If pre-wall carrier not used, the fixing # 006500 is recommended							








Starck 3 Design by Philippe Starck

	Description	mm	kg	Qty.	Model-No.	Euro
						White - 00 White (HyG) - 20
	Bidet floor standing ● with overflow, with tap platform fixings included	360 x 560	24,2	9	223010 00 00	402
	Bidet floor standing ● with overflow, with tap platform fixings included	360 x 655	26,5	9	223410 00 00	267
	Toilet wall mounted washdown model, UWL class 1					
	4,5 l	360 x 540	26,5	16	220009 00 00	328
	4,5 l, with HygieneGlaze	360 x 540	26,5	16	220009 20 00	383
	Noise reduction gasket for wall mounted toilet		0,3		005020 00 00	51
	Toilet seat and cover hinges stainless steel without soft closure		2,2	126	006381 00 00	116
	removable, with soft closure		2,1	126	006389 00 00	177
	Fixing for wall mounted bidet and wall mounted toilet					
	caps white	Ø 12 x 180	0,2		006500 00 00	28
	caps chrome	Ø 12 x 180	0,2		006500 10 00	30
Infobox: If pre-wall carrier not used, the fixing # 006500 is recommended						
	Toilet set wall mounted Packaging dimensions 560 x 400 x 450 mm		29,2	12	420009 00 A1	505
	Toilet wall mounted, 220009 00 00 washdown model, UWL class 1					
	4,5 l	360 x 540				
	Toilet seat and cover, 006389 00 00 hinges stainless steel removable, with soft closure					
						
Infobox: If pre-wall carrier not used, the fixing # 006500 is recommended						








WonderGliss
+ EUR 82 per piece;
Simply add a '1' to the model-no.

Starck 3 Design by Philippe Starck

	Description	mm	kg	Qty.	Model-No.	Euro
						White - 00 White (HyG) - 20
	Toilet wall mounted washdown model, Durafix included, UWL class 1					
	♻️ 4,5 l	360 x 540	27,0	16	222509 00 00	381
	♻️ 4,5 l, with HygieneGlaze	360 x 540	27,0	16	222509 20 00	436
	Noise reduction gasket for wall mounted toilet		0,3		005020 00 00	51
	Toilet seat and cover hinges stainless steel					
	without soft closure		2,2	126	006381 00 00	116
	removable, with soft closure		2,1	126	006389 00 00	177
	Fixing for wall mounted bidet and wall mounted toilet					
	caps white	Ø 12 x 180	0,2		006500 00 00	28
Infobox: Durafix for invisible fixation is included in delivery / If pre-wall carrier not used, the fixing # 006500 is recommended						
	Toilet set wall mounted Packaging dimensions					
	560 x 400 x 450 mm		29,7	12	422509 00 A1	558
	Toilet wall mounted, 222509 00 00 washdown model, Durafix included, UWL class 1					
	♻️ 4,5 l	360 x 540				
	Toilet seat and cover, 006389 00 00 hinges stainless steel removable, with soft closure					
Infobox: Durafix for invisible fixation is included in delivery / If pre-wall carrier not used, the fixing # 006500 is recommended						
	Toilet wall mounted Duravit Rimless® rimless, washdown model, Durafix included, UWL class 1					
	♻️ 4,5 l	360 x 540	27,0	16	252709 00 00	463
	♻️ 4,5 l, with HygieneGlaze	360 x 540	27,0	16	252709 20 00	518
	Noise reduction gasket for wall mounted toilet		0,3		005020 00 00	51
	Toilet seat and cover hinges stainless steel					
	without soft closure		2,2	126	006381 00 00	116
	removable, with soft closure		2,1	126	006389 00 00	177
	Fixing for wall mounted bidet and wall mounted toilet					
	caps white	Ø 12 x 180	0,2		006500 00 00	28
Infobox: Durafix for invisible fixation is included in delivery / If pre-wall carrier not used, the fixing # 006500 is recommended						







Starck 3 Design by Philippe Starck

Description	mm	kg	Qty.	Model-No.	Euro
					White - 00 White (HyG) - 20
 Toilet set wall mounted Duravit Rimless®					
Packaging dimensions 560 x 400 x 450 mm					
without WonderGliss		24,2	12	452709 00 A1	640
with WonderGliss		24,2	12	452709 00 A11	722
 Toilet wall mounted Duravit Rimless®, 252709 rimless, washdown model, Durafix included, UWL class 1					
♻️ 4,5 l	360 x 540				
 Toilet seat and cover, 006389 00 00 hinges stainless steel removable, with soft closure					
Infobox: Durafix for invisible fixation is included in delivery / If pre-wall carrier not used, the fixing # 006500 is recommended					
 Toilet wall mounted washout model, UWL class 2					
♻️ 6,0 l	360 x 540	23,1	16	220109 00 00	451
♻️ 6,0 l, with HygieneGlaze	360 x 540	23,1	16	220109 20 00	506
Noise reduction gasket for wall mounted toilet			0,3	005020 00 00	51
 Toilet seat and cover hinges stainless steel					
without soft closure		2,2	126	006381 00 00	116
removable, with soft closure		2,1	126	006389 00 00	177
Fixing for wall mounted bidet and wall mounted toilet					
caps white	Ø 12 x 180	0,2		006500 00 00	28
caps chrome	Ø 12 x 180	0,2		006500 10 00	30
Infobox: If pre-wall carrier not used, the fixing # 006500 is recommended					







WonderGliss
+ EUR 82 per piece;
Simply add a '1' to the model-no.

Starck 3 Design by Philippe Starck

	Description	mm	kg	Qty.	Model-No.	Euro
						White - 00 White (HyG) - 20
	Toilet wall mounted Fixation clearance 230 mm, washdown model, UWL class 2					
	6,0 l	360 x 540	26,5	16	220609 00 00	372
	6,0 l, with HygieneGlaze	360 x 540	26,5	16	220609 20 00	427
	Noise reduction gasket for wall mounted toilet		0,3		005020 00 00	51
	Toilet seat and cover hinges stainless steel					
	without soft closure		2,2	126	006381 00 00	116
	removable, with soft closure		2,1	126	006389 00 00	177
	Fixing for wall mounted bidet and wall mounted toilet					
	caps white	Ø 12 x 180	0,2		006500 00 00	28
	caps chrome	Ø 12 x 180	0,2		006500 10 00	30
Infobox: If pre-wall carrier not used, the fixing # 006500 is recommended						
	Toilet wall mounted Comfort washdown model, seat height + 50 mm, UWL class 2					
	6,0 l	360 x 545	27,0	12	221509 00 00	665
	6,0 l, with HygieneGlaze	360 x 545	27,0	12	221509 20 00	720
	Noise reduction gasket for wall mounted toilet		0,3		005064 00 00	51
	Toilet seat and cover with lateral reinforcement and extended hinge shaft, hinges stainless steel					
	without soft closure		3,3	90	006241 00 00	151
	Toilet seat ring with lateral reinforcement and extended hinge shaft, hinges stainless steel					
	without soft closure		1,7	90	006261 00 00	118
	Toilet seat and cover hinges stainless steel					
	without soft closure		2,2	126	006381 00 00	116
	removable, with soft closure		2,1	126	006389 00 00	177
	Fixing for wall mounted bidet and wall mounted toilet					
	caps white	Ø 12 x 180	0,2		006500 00 00	28
	caps chrome	Ø 12 x 180	0,2		006500 10 00	30
Infobox: Pre-wall elements with odour extractors are not recommended / If pre-wall carrier not used, the fixing # 006500 is recommended						







Starck 3 Design by Philippe Starck

	Description	mm	kg	Qty.	Model-No.	Euro	
						White - 00 White (HyG) - 20	
	Toilet wall mounted Compact washdown model, UWL class 2						
	4,5 l	360 x 480	21,5	16	220209 00 00	374	
	4,5 l, with HygieneGlaze	360 x 480	21,5	16	220209 20 00	429	
	Noise reduction gasket for wall mounted toilet			0,3	005020 00 00	51	
	Toilet seat and cover hinges stainless steel						
	without soft closure			2,2	126	006381 00 00	116
	removable, with soft closure			2,1	126	006389 00 00	177
	Fixing for wall mounted bidet and wall mounted toilet						
	caps white	Ø 12 x 180	0,2		006500 00 00	28	
	caps chrome	Ø 12 x 180	0,2		006500 10 00	30	
	Infobox: If pre-wall carrier not used, the fixing # 006500 is recommended						
	Toilet wall mounted Compact washdown model, Durafix included, UWL class 1						
	4,5 l	360 x 485	21,5	16	222709 00 00	428	
	4,5 l, with HygieneGlaze	360 x 485	21,5	16	222709 20 00	483	
	Noise reduction gasket for wall mounted toilet			0,3	005020 00 00	51	
	Toilet seat and cover hinges stainless steel						
	without soft closure			2,2	126	006381 00 00	116
	removable, with soft closure			2,1	126	006389 00 00	177
	Fixing for wall mounted bidet and wall mounted toilet						
	caps white	Ø 12 x 180	0,2		006500 00 00	28	
	caps chrome	Ø 12 x 180	0,2		006500 10 00	30	
	Infobox: Durafix for invisible fixation is included in delivery / If pre-wall carrier not used, the fixing # 006500 is recommended						








WonderGliss
+ EUR 82 per piece;
Simply add a '1' to the model-no.

Starck 3 Design by Philippe Starck

	Description	mm	kg	Qty.	Model-No.	Euro
						White - 00 White (HyG) - 20
	Toilet wall mounted washdown model, Durafix included, UWL class 2					
	6,0 l	360 x 620	29,0	12	222609 00 00	471
	6,0 l, with HygieneGlaze	360 x 620	29,0	12	222609 20 00	526
	Noise reduction gasket for wall mounted toilet		0,3		005020 00 00	51
	Toilet seat and cover elongated, hinges stainless steel					
	without soft closure		2,0	140	006332 00 00	125
	removable, with soft closure		2,0	140	006339 00 00	203
	Toilet seat ring elongated, open front, hinges plastic					
	without soft closure		1,4	150	006431 00 00	74
	with soft closure		1,4	150	006439 00 00	86
	Fixing for wall mounted bidet and wall mounted toilet					
	caps white	Ø 12 x 180	0,2		006500 00 00	28
Infobox: Durafix for invisible fixation is included in delivery / If pre-wall carrier not used, the fixing # 006500 is recommended						
	Toilet wall mounted washdown model, suitable for barrier-free applications, projection 700 mm, UWL class 2					
	6,0 l	360 x 700	33,0	9	220309 00 00	679
	6,0 l, with HygieneGlaze	360 x 700	33,0	9	220309 20 00	734
	Noise reduction gasket for wall mounted toilet		0,3		005020 00 00	51
	Toilet seat and cover with lateral reinforcement and extended hinge shaft, hinges stainless steel					
	without soft closure		3,3	90	006241 00 00	151
	Toilet seat ring with lateral reinforcement and extended hinge shaft, hinges stainless steel					
	without soft closure		1,7	90	006261 00 00	118
	Fixing for wall mounted bidet and wall mounted toilet					
	caps white	Ø 12 x 180	0,2		006500 00 00	28
	caps chrome	Ø 12 x 180	0,2		006500 10 00	30
Infobox: Barrier-free according to DIN 18040-1 and DIN 18040-2 / If pre-wall carrier not used, the fixing # 006500 is recommended						




Starck 3 Design by Philippe Starck

	Description	mm	kg	Qty.	Model-No.	Euro
						White - 00 White (HyG) - 20
	Toilet floor standing for independent water supply, washdown model, fixings included, horizontal outlet, UWL class 2					
	♻️ 6,0 l	360 x 560	27,6	9	012409 00 00	281
	♻️ 6,0 l, with HygieneGlaze	360 x 560	27,6	9	012409 20 00	336
	Toilet seat and cover hinges stainless steel					
	without soft closure		2,2	126	006381 00 00	116
	removable, with soft closure		2,1	126	006389 00 00	177
	Toilet close-coupled washdown model, (without cistern), fixings included, vertical outlet, UWL class 2					
	♻️ 6,0 l	360 x 655	31,2	9	012601 00 00	388
	♻️ 6,0 l, with HygieneGlaze	360 x 655	31,2	9	012601 20 00	443
	Cistern with Dual Flush mechanism, chrome,					
	for side supply					
	♻️ 6/3 l, UWL class 2	390 x 185	13,0	27	092000 00 05	360
	for bottom left supply					
	♻️ 6/3 l, UWL class 2	390 x 185	13,0	27	092010 00 05	360
	Conversion set for back supply					
	chrome		0,5		007504 10 00	36
	Toilet seat and cover hinges stainless steel					
	without soft closure		2,2	126	006381 00 00	116
	removable, with soft closure		2,1	126	006389 00 00	177





WonderGliss
+ EUR 82 per piece;
Simply add a '1' to the model-no.

Starck 3 Design by Philippe Starck

	Description	mm	kg	Qty.	Model-No.	Euro
						White - 00 White (HyG) - 20
	Toilet close-coupled washdown model, (without cistern), fixings included, horizontal outlet, UWL class 2					
	♻️ 6,0 l	360 x 655	29,0	9	012609 00 00	367
	♻️ 6,0 l, with HygieneGlaze	360 x 655	29,0	9	012609 20 00	422
	Cistern with Dual Flush mechanism, chrome, for side supply					
	♻️ 6/3 l, UWL class 2	390 x 185	13,0	27	092000 00 05	360
	for bottom left supply					
	♻️ 6/3 l, UWL class 2	390 x 185	13,0	27	092010 00 05	360
	Toilet seat and cover hinges stainless steel					
	without soft closure		2,2	126	006381 00 00	116
	removable, with soft closure		2,1	126	006389 00 00	177
	Conversion set for back supply					
	chrome		0,5		007504 10 00	36




Starck 3 Design by Philippe Starck

Description	mm	kg	Qty.	Model-No.	Euro
					White - 00 White (HyG) - 20
					
Toilet close-coupled (without cistern), washdown model, Outlet for Vario connector set, for horizontal and vertical outlet, length adjustable from 70 - 210 mm, and vario connecting bend, vertical outlet from 180 - 260 mm, fixings included					
4,5 l, UWL class 1	360 x 655	31,3	9	012809 00 64	436
6,0 l, UWL class 2	360 x 655	31,3	9	012809 00 00	436
with HygieneGlaze					
4,5 l, UWL class 1	360 x 655	31,3	9	012809 20 64	491
6,0 l, UWL class 2	360 x 655	31,3	9	012809 20 00	491
Vario connector set for horizontal and vertical outlet, length adjustable incl. excenter	∅ 110	1,5		001422 00 00	85
Vario connecting bend for vertical outlet	∅ 90	0,9		899025 00 00	71
Cistern with Dual Flush mechanism, chrome, for side supply					
6/3 l, UWL class 2	390 x 185	13,0	27	092000 00 05	360
4,5/3 l, UWL class 1	390 x 185	13,0	27	092000 00 85	360
for bottom left supply					
6/3 l, UWL class 2	390 x 185	13,0	27	092010 00 05	360
4,5/3 l, UWL class 1	390 x 185	13,0	27	092010 00 85	360
Toilet seat and cover hinges stainless steel without soft closure removable, with soft closure					
		2,2	126	006381 00 00	116
		2,1	126	006389 00 00	177
Conversion set for back supply chrome		0,5		007504 10 00	36
					









WonderGliss
+ EUR 82 per piece;
Simply add a '1' to the model-no.

Starck 3 Design by Philippe Starck

Description	mm	kg	Qty.	Model-No.	Euro	
					White - 00 White (HyG) - 20	
 <p>Toilet close-coupled Big Toilet washdown model, (without cistern), Outlet for Vario connector set, for horizontal and vertical outlet, length adjustable from 70 - 220 mm, and vario connec- ting bend, vertical outlet from 205 - 270 mm, fixings included, UWL class 2</p>						
	6,0 l	420 x 740	40,3	9	210409 00 00	469
	6,0 l, with HygieneGlaze	420 x 740	40,3	9	210409 20 00	524
<p>Vario connector set for horizontal and vertical outlet, length adjustable incl. excenter</p>						
	∅ 110		1,5		001422 00 00	85
<p>Vario connecting bend for vertical outlet</p>	∅ 90		0,9		899025 00 00	71
 <p>Cistern with Dual Flush mechanism, chrome, UWL class 2, 6/3 l</p>						
	for side supply	475 x 210	19,0	36	092800 00 05	394
	for bottom left supply	475 x 210	19,0	36	092810 00 05	394
<p>Conversion set for back supply chrome</p>			0,5		007504 10 00	36
 <p>Toilet seat and cover hinges stainless steel</p>						
	without soft closure		3,0	108	006771 00 00	133
	removable, with soft closure		3,0	108	006779 00 00	199





Starck 3 Design by Philippe Starck

	Description	mm	kg	Qty.	Model-No.	Euro
						White - 00 White (HyG) - 20
	One-piece toilet					
	US-version, elongated with syphonic jet action, 305 mm/12" rough-in, with Single Flush mechanism, with side lever, 3"/80 mm flapper valve, vertical outlet					
	♠ 1,28 gpf (4,8 lpf)	370 x 715	52,1	8	212001 00 01	758
	♠ 1,28 gpf (4,8 lpf), with HygieneGlaze	370 x 715	52,1	8	212001 20 01	813
	Mounting set					
	for One-piece and Two-piece toilets, Outflow 3/8" - external thread, Wall Connection 1/2" - internal thread					
	450 mm, 1/2", US-version		0,48		001417 00 00	77
	Mounting set					
	for One-piece and Two-piece toilets					
	520 mm, 1/2", ASIA-version		0,48		001416 00 00	58
	Toilet seat and cover					
	elongated, hinges stainless steel					
	without soft closure		2,0	140	006332 00 00	125
	removable, with soft closure		2,0	140	006339 00 00	203
	Toilet seat ring					
	elongated, open front, hinges plastic					
	without soft closure		1,4	150	006431 00 00	74
	with soft closure		1,4	150	006439 00 00	86
InfoBox: The mounting set is optional for installation						
	One-piece toilet					
	Japan-version, elongated, 200 mm/8" rough-in, with Single Flush piston valve, top flush, JIS listed, vertical outlet					
	♠ 1,6 gpf/ 6 lpf	370 x 735	46,1	8	212401 00 01	1.050
	♠ 1,6 gpf/ 6 lpf, with HygieneGlaze	370 x 735	46,1	8	212401 20 01	1.105
	Toilet seat ring					
	elongated, open front, hinges plastic					
	without soft closure		1,4	150	006431 00 00	74
	with soft closure		1,4	150	006439 00 00	86
	Toilet seat and cover					
	elongated, hinges stainless steel					
	without soft closure		2,0	140	006332 00 00	125
	removable, with soft closure		2,0	140	006339 00 00	203








WonderGliss
+ EUR 82 per piece;
Simply add a '1' to the model-no.

Starck 3 Design by Philippe Starck

	Description	mm	kg	Qty.	Model-No.	Euro
						White - 00 White (HyG) - 20
	Two-piece toilet (without cistern), US-version, elongated with syphonic jet action, 305 mm/12" rough-in, vertical outlet					
	♻️ 1,28 gpf (4,8 lpf)	370 x 705	38,9	12	212501 00 00	279
	♻️ 1,28 gpf (4,8 lpf), with HygieneGlaze	370 x 705	38,9	12	212501 20 00	334
	Mounting set for One-piece and Two-piece toilets, Outflow 3/8" - external thread, Wall Connection 1/2" - internal thread					
	450 mm, 1/2", US-version		0,48		001417 00 00	77
	Mounting set for One-piece and Two-piece toilets					
	520 mm, 1/2", ASIA-version		0,48		001416 00 00	58
	Cistern with Single Flush mechanism, with side lever, 3"/80 mm flapper valve, bottom left supply					
	♻️ 1,28 gpf (4,8 lpf)		13,8	40	092040 00 04	229
	Toilet seat and cover elongated, hinges stainless steel					
	without soft closure		2,0	140	006332 00 00	125
	removable, with soft closure		2,0	140	006339 00 00	203
	Toilet seat ring elongated, open front, hinges plastic					
	without soft closure		1,4	150	006431 00 00	74
	with soft closure		1,4	150	006439 00 00	86
Infobox: The mounting set is optional for installation						








Starck 3 Design by Philippe Starck

Description		mm	kg	Qty.	Model-No.	Euro
						White - 00 White (HyG) - 20
	Two-piece toilet (without cistern), Japan-version, elongated with syphonic jet action, 200 mm/8" rough-in, JIS listed, vertical outlet					
	♻️ 1,6 gpf/ 6 lpf	370 x 720	33,8	12	212701 00 00	308
	♻️ 1,6 gpf/ 6 lpf, with HygieneGlaze	370 x 720	33,8	12	212701 20 00	363
	Cistern with Single Flush piston valve, top flush, bottom left supply					
	♻️ 1,6 gpf/ 6 lpf			30	093200 00 01	252
	Toilet seat ring elongated, open front, hinges plastic					
	without soft closure		1,4	150	006431 00 00	74
	with soft closure		1,4	150	006439 00 00	86
	Toilet seat and cover elongated, hinges stainless steel					
	without soft closure		2,0	140	006332 00 00	125
	removable, with soft closure		2,0	140	006339 00 00	203
	Urinal concealed inlet, syphonic action, vertical or horizontal outlet, fixings included					
	model without fly	330 x 350	14,5	16	082135 00 00	382
	model with fly 🦟	330 x 350	14,5	16	082135 00 07	423
	with HygieneGlaze					
	model without fly	330 x 350	14,5	16	082135 20 00	437
	model with fly 🦟	330 x 350	14,5	16	082135 20 07	478
Water inlet mechanism for urinals with back supply	1/2"		0,1	695800 00 00	31	
Siphon 1 - 4 L						
vertical outlet	ø 50		0,2	005111 00 00	67	
horizontal outlet (concealed)	ø 50		0,2	005112 00 00	67	
Urinal screen Stainless steel			0,2	005042 10 00	62	
Infobox: The using of the Siphon # 0051120000 is required						









WonderGliss
+ EUR 82 per piece;
Simply add a '1' to the model-no.








Starck 3 Design by Philippe Starck

	Description	mm	kg	Qty.	Model-No.	Euro
						White - 00 White (HyG) - 20
	Urinal concealed inlet, rimless, for 1/2" connection, includes jet nozzle, inlet set, ceramic covered slotted waste Ø 72 mm, bottle trap Ø 32 mm and fixings					
	model without fly	245 x 300	18,3	16	082725 00 00	450
	model with fly 	245 x 300	18,3	16	082725 00 07	490
	with HygieneGlaze					
	model without fly	245 x 300	18,3	16	082725 20 00	505
	model with fly 	245 x 300	18,3	16	082725 20 07	545
	Infobox: In combination with adjustable in-wall flushometers / When using GEBERIT pre-wall carriers model range Duofix # 111.616 / Kombifix # 457.611 / GIS # 461.621, mandatory in combination with inlet adapter # 242.042.00.1 for 1/2" inlet connection					
	Urinal visible inlet, rimless, includes jet nozzle, inlet set, ceramic covered slotted waste Ø 72 mm, bottle trap Ø 32 mm and fixings					
	model without fly	245 x 300	18,3	16	082625 00 00	450
	model with fly 	245 x 300	18,3	16	082625 00 07	490
	with HygieneGlaze					
	model without fly	245 x 300	18,3	16	082625 20 00	505
	model with fly 	245 x 300	18,3	16	082625 20 07	545
	Infobox: For flushometers with a distance of 50 mm from wall to center flush pipe / In combination with adjustable flushometers without ventilation					
	Ceramic urinal partition fixings included	705 x 400	16,8	33	850000 00 00	321


Urinals, various

Description	mm	kg	Qty.	Model-No.	Euro
					White - 00
					
Urinal Ben concealed inlet, syphonic action, vertical or horizontal outlet					
model without fly	370 x 350	16,5	15	084737 00 00	431
model with fly 	370 x 350	16,5	15	084737 00 07	466
Siphon 1 - 4 L					
vertical outlet	ø 50	0,2		005111 00 00	67
horizontal outlet (concealed)	ø 50	0,2		005112 00 00	67
Fixing for urinal Ben, Jim, Bill caps chrome	ø 10 x 140	0,2		005030 10 00	16
Water inlet mechanism for urinals with back supply	1/2"	0,1		695800 00 00	31
Infobox: The using of the Siphon # 0051120000 is required					
					
Urinal Bill concealed inlet, syphonic action, vertical or horizontal outlet					
model without fly	345 x 350	12,0	20	085135 00 00	328
model with fly 	345 x 350	12,0	20	085135 00 07	365
Siphon 1 - 4 L					
vertical outlet	ø 50	0,2		005111 00 00	67
horizontal outlet (concealed)	ø 50	0,2		005112 00 00	67
Fixing for urinal Ben, Jim, Bill caps chrome	ø 10 x 140	0,2		005030 10 00	16
Water inlet mechanism for urinals with back supply	1/2"	0,1		695800 00 00	31
Infobox: Not available in WonderGliss / The using of the Siphon # 0051120000 is required					
					
Urinal Jim visible inlet, syphonic action, vertical or horizontal outlet					
model without fly	345 x 350	12,0	20	085035 00 00	334
model with fly 	345 x 350	12,0	20	085035 00 07	372
Siphon 1 - 4 L					
vertical outlet	ø 50	0,2		005111 00 00	67
horizontal outlet (concealed)	ø 50	0,2		005112 00 00	67
Fixing for urinal Ben, Jim, Bill caps chrome	ø 10 x 140	0,2		005030 10 00	16
Infobox: Not available in WonderGliss / The using of the Siphon # 0051120000 is required					

Urinals, various

Description	mm	kg	Qty.	Model-No.	Euro
					White - 00
					
Urinal Fizz concealed inlet, syphonic action, horizontal outlet, fixings included, model without cover					
model without fly	305 x 285	12,8	20	082336 00 00	385
model with fly 	305 x 285	12,8	20	082336 00 07	425
Siphon 1 - 4 L					
horizontal outlet (concealed)	ø 50	0,2		005112 00 00	67
Water inlet mechanism for urinals with back supply	1/2"	0,1		695800 00 00	31
Infobox: The using of the Siphon # 0051120000 is required					
					
Urinal Fizz concealed inlet, syphonic action, horizontal outlet, fixings included, model for cover					
model without fly	305 x 285	12,8	20	082335 00 00	420
model with fly 	305 x 285	12,8	20	082335 00 07	458
Siphon 1 - 4 L					
horizontal outlet (concealed)	ø 50	0,2		005112 00 00	67
Water inlet mechanism for urinals with back supply	1/2"	0,1		695800 00 00	31
					
Urinal Cover hinges chrome with soft closure					
		0,9	192	006139 00 00	243
Infobox: The using of the Siphon # 0051120000 is required					
					
Urinal Utronic Electronic urinal for battery supply, concealed inlet, syphonic action, horizontal outlet, complete control unit included					
model without fly	345 x 315	19,5	12	083037 00 00	1.115
model with fly 	345 x 315	19,5	12	083037 00 07	1.151
Fixing for urinal caps chrome	ø 8 x 110	0,1		006713 10 00	15
Siphon 1 - 4 L					
horizontal outlet (concealed)	ø 50	0,2		005112 00 00	67
Urinal screen Stainless steel		0,2		005042 10 00	62
Infobox: The using of the Siphon # 0051120000 is required					




Urinals, various

Description	mm	kg	Qty.	Model-No.	Euro
					White - 00
					
Urinal Utronic					
Electronic urinal for power supply, concealed inlet, syphonic action, horizontal outlet, complete control unit included					
model without fly	345 x 315	19,5	12	083037 00 93	1.115
model with fly	345 x 315	19,5	12	083037 00 97	1.151
Pre-assembly set					
power supply unit 100-230V including electrical outlet		0,2		005004 00 00	94
Siphon					
1 - 4 L					
horizontal outlet (concealed)	ø 50	0,2		005112 00 00	67
Fixing					
for urinal					
caps chrome	ø 8 x 110	0,1		006713 10 00	15
Urinal screen					
Stainless steel		0,2		005042 10 00	62
Infobox: The using of the Siphon # 0051120000 is required / For installation the pre-assembly set is mandatory					






WonderGliss
 + EUR 82 per piece;
 Simply add a '1' to the model-no.




Vanity basins, various

Description	mm	kg	Qty.	Model-No.	Euro
					White - 00
 Vanity basin countertop basin, with overflow, with tap platform, back plane glazed, overflow clip chrome included					
600 mm ●	600 x 430	10,5	24	034760 00 00	513
Design Siphon *					
chrome		1,5		005036 10 00	193
black matt		1,5		005036 46 00	220
Infobox: * When using this siphon please observe outlet height from upper surface of finished floor to centre of outlet in accordance with the technical specification sheet / recommendation of furniture see from page 674 / Mounting with a distance to the wall is required					
 Vanity basin countertop basin, without overflow, without tap platform					
580 mm ☒	580 x 415	13,1	24	031758 00 29	263
Design Siphon *					
chrome		1,5		005036 10 00	193
black matt		1,5		005036 46 00	220
Slotted waste for washbasins without overflow					
chrome	50	0,3		005024 10 00	88
black matt	50	0,3		005024 46 00	124
Infobox: * When using this siphon please observe outlet height from upper surface of finished floor to centre of outlet in accordance with the technical specification sheet / recommendation of furniture see from page 674					
 Vanity basin undercounter basin, with overflow, without tap platform, fixings for installation in wooden consoles included					
525 mm ☒	525 x 350	8,3	24	031653 00 00	283
Design Siphon *					
chrome		1,5		005036 10 00	193
black matt		1,5		005036 46 00	220
Fixing for stone countertops (with the exception of # 046651)					
		0,2		005028 00 00	25
Infobox: * When using this siphon please observe outlet height from upper surface of finished floor to centre of outlet in accordance with the technical specification sheet / Measurements of undercounter models represent interior measurements					

Vanity basins, various

Description		mm	kg	Qty.	Model-No.	Euro
						White - 00
	Vanity basin undercounter basin, with overflow, without tap platform, fixings included					
430 mm		430 x 280	6,8	24	033643 00 00	280
Design Siphon *						
	chrome		1,5		005036 10 00	193
	black matt		1,5		005036 46 00	220
Fixing						
for stone countertops (with the exception of # 046651)			0,2		005028 00 00	25
Infobox: * When using this siphon please observe outlet height from upper surface of finished floor to centre of outlet in accordance with the technical specification sheet / Measurements of undercounter models represent interior measurements						
	Vanity basin Manua countertop basin, with overflow, with tap platform					
480 mm ●		∅ 480	10,0	28	522048 00 00	278
	Vanity basin Santosa undercounter basin, fixings for installation in wooden consoles included, with overflow, without tap platform					
510 mm ☒		510 x 375	8,0	28	046651 00 00	231
Fixing						
for stone countertops			0,02		005037 10 00	16
Infobox: Measurements of undercounter models represent interior measurements						

Vero Air Design by Duravit

	Description	mm	kg	Qty.	Model-No.	Euro
						White - 00 White (HyG) - 20
	Washbasin, furniture washbasin with overflow, with tap platform, underneath glazed					
	1200 mm ●	1200 x 470	33,5	8	235012 00 00	1.126
	1200 mm ☒	1200 x 470	33,5	8	235012 00 60	1.126
	1000 mm ●	1000 x 470	28,0	8	235010 00 00	889
	1000 mm ☒	1000 x 470	28,0	8	235010 00 60	889
	without overflow					
	1200 mm ●	1200 x 470	33,5	8	235012 00 41	1.126
	1200 mm ☒	1200 x 470	33,5	8	235012 00 70	1.126
	1000 mm ●	1000 x 470	28,0	8	235010 00 41	889
	1000 mm ☒	1000 x 470	28,0	8	235010 00 70	889
	Design Siphon *					
	chrome		1,5		005036 10 00	193
	black matt		1,5		005036 46 00	220
	Metal console chrome, height adjustable +50 mm for washbasin # 045412, 235012			3,1	003074 10 00	666
	for washbasin # 045410, 235010			3,0	003067 10 00	658
	Towel rail square tube 14 mm, chrome					
	for washbasin # 045412, 034812, 235012	1150	0,8		003033 10 00	244
	for washbasin # 045410, 235010	955	0,7		003039 10 00	229
	Slotted waste for washbasins without overflow					
	chrome	75	0,4		005038 10 00	88
	black matt	75	0,4		005038 46 00	124
	Push-open waste *** for washbasins with overflow					
	chrome		0,4		005052 10 00	83
	black matt		0,4		005052 46 00	116




Infobox: * When using this siphon please observe outlet height from upper surface of finished floor to centre of outlet in accordance with the technical specification sheet / In conjunction with pop-up basin waste or push-open valve the flow capacity of max. 7,5l./min./tap should not be exceeded / *** Recommended in conjunction with wall mounted tap fitting, vanity unit and/or consoles / There are two fixings sets of #6951000000 required for mounting washbasins from size 1000mm on / recommendation of furniture see from page 674

Vero Air Design by Duravit


Description	mm	kg	Qty.	Model-No.	Euro
					White - 00 White (HyG) - 20
Washbasin ground					
with overflow, with tap platform, fixings included					
1200 mm ●	1200 x 470	33,5	8	235012 00 27	1.153
1200 mm ☒	1200 x 470	33,5	8	235012 00 28	1.153
1000 mm ●	1000 x 470	28,0	8	235010 00 27	906
1000 mm ☒	1000 x 470	28,0	8	235010 00 28	906
without overflow					
1200 mm ●	1200 x 470	33,5	8	235012 00 71	1.153
1200 mm ☒	1200 x 470	33,5	8	235012 00 79	1.153
1000 mm ●	1000 x 470	28,0	8	235010 00 71	906
1000 mm ☒	1000 x 470	28,0	8	235010 00 79	906
Design Siphon *					
chrome		1,5		005036 10 00	193
black matt		1,5		005036 46 00	220
Slotted waste					
for washbasins without overflow					
chrome	75	0,4		005038 10 00	88
black matt	75	0,4		005038 46 00	124
Push-open waste ***					
for washbasins with overflow					
chrome		0,4		005052 10 00	83
black matt		0,4		005052 46 00	116
Infobox: * When using this siphon please observe outlet height from upper surface of finished floor to centre of outlet in accordance with the technical specification sheet / In conjunction with pop-up basin waste or push-open valve the flow capacity of max. 7,5l /min./tap should not be exceeded / *** Recommended in conjunction with wall mounted tap fitting, vanity unit and/or consoles / There are two fixings sets of #6951000000 required for mounting washbasins from size 1000mm on / recommendation of furniture see from page 674					



Vero Air Design by Duravit

Description	mm	kg	Qty.	Model-No.	Euro
					White - 00 White (HyG) - 20
 Washbasin, furniture washbasin with overflow, with tap platform, underneath glazed					
1200 mm ● ●	1200 x 470	33,5	8	235012 00 24	1.126
1000 mm ● ●	1000 x 470	28,0	8	235010 00 24	889
without overflow					
1200 mm ● ●	1200 x 470	33,5	8	235012 00 43	1.126
1000 mm ● ●	1000 x 470	28,0	8	235010 00 43	889
Design Siphon *					
chrome		1,5		005036 10 00	193
black matt		1,5		005036 46 00	220
 Metal console chrome, height adjustable +50 mm for washbasin # 045412, 235012			3,1	003074 10 00	666
for washbasin # 045410, 235010			3,0	003067 10 00	658
 Towel rail square tube 14 mm, chrome for washbasin # 045412, 034812, 235012	1150	0,8		003033 10 00	244
for washbasin # 045410, 235010	955	0,7		003039 10 00	229
Slotted waste for washbasins without overflow					
chrome	75	0,4		005038 10 00	88
black matt	75	0,4		005038 46 00	124
Push-open waste *** for washbasins with overflow					
chrome		0,4		005052 10 00	83
black matt		0,4		005052 46 00	116




Infobox: * When using this siphon please observe outlet height from upper surface of finished floor to centre of outlet in accordance with the technical specification sheet / *** Recommended in conjunction with wall mounted tap fitting, vanity unit and/or consoles / In conjunction with pop-up basin waste or push-open valve the flow capacity of max. 7,5l /min./tap should not be exceeded / There are two fixings sets of #6951000000 required for mounting washbasins from size 1000mm on / When mounting 2 one-hole taps please consider space of # 045412, 235012 565 mm, # 045410, 235010 465 mm between / recommendation of furniture see from page 674

Vero Air Design by Duravit


Description	mm	kg	Qty.	Model-No.	Euro
					White - 00 White (HyG) - 20
Washbasin ground with overflow, with tap platform, fixings included					
1200 mm ● ●	1200 x 470	33,5	8	235012 00 26	1.153
1000 mm ● ●	1000 x 470	28,0	8	235010 00 26	906
without overflow					
1200 mm ● ●	1200 x 470	33,5	8	235012 00 72	1.153
1000 mm ● ●	1000 x 470	28,0	8	235010 00 72	906
Design Siphon *					
chrome		1,5		005036 10 00	193
black matt		1,5		005036 46 00	220
Slotted waste for washbasins without overflow					
chrome	75	0,4		005038 10 00	88
black matt	75	0,4		005038 46 00	124
Push-open waste *** for washbasins with overflow					
chrome		0,4		005052 10 00	83
black matt		0,4		005052 46 00	116
Infobox: * When using this siphon please observe outlet height from upper surface of finished floor to centre of outlet in accordance with the technical specification sheet / In conjunction with pop-up basin waste or push-open valve the flow capacity of max. 7,5l /min./tap should not be exceeded / There are two fixings sets of #6951000000 required for mounting washbasins from size 1000mm on / *** Recommended in conjunction with wall mounted tap fitting, vanity unit and/or consoles / When mounting 2 one-hole taps please consider space of # 045412, 235012 565 mm, # 045410, 235010 465 mm between / recommendation of furniture see from page 674					



Vero Air Design by Duravit

Description	mm	kg	Qty.	Model-No.	Euro
					White - 00 White (HyG) - 20
	Washbasin, furniture washbasin with overflow, with tap platform, underneath glazed				
800 mm ●	800 x 470	24,7	8	235080 00 00	749
800 mm ☒	800 x 470	24,7	8	235080 00 60	749
700 mm ●	700 x 470	20,2	18	235070 00 00	576
700 mm ☒	700 x 470	20,2	18	235070 00 60	576
600 mm ●	600 x 470	17,3	21	235060 00 00	450
600 mm ☒	600 x 470	17,3	21	235060 00 60	450
500 mm ●	500 x 470	14,5	24	235050 00 00	405
500 mm ☒	500 x 470	14,5	24	235050 00 60	405
	without overflow				
800 mm ●	800 x 470	24,7	8	235080 00 41	749
800 mm ☒	800 x 470	24,7	8	235080 00 70	749
700 mm ●	700 x 470	20,2	18	235070 00 41	576
700 mm ☒	700 x 470	20,2	18	235070 00 70	576
600 mm ●	600 x 470	17,3	21	235060 00 41	450
600 mm ☒	600 x 470	17,3	21	235060 00 70	450
500 mm ●	500 x 470	14,5	24	235050 00 41	405
500 mm ☒	500 x 470	14,5	24	235050 00 70	405
	Design Siphon *				
chrome		1,5		005036 10 00	193
black matt		1,5		005036 46 00	220
	Metal console chrome, height adjustable +50 mm for washbasin # 045480, 235080		2,9	003066 10 00	633
	for washbasin # 045470, 235070		2,8	003075 10 00	622
	for washbasin # 045460, 235060		2,8	003063 10 00	614
	for washbasin # 045450, 235050		2,8	003065 10 00	604
	Towel rail square tube 14 mm, chrome				
	for washbasin # 045480, 235080	755	0,7	003038 10 00	206
	for washbasin # 045470, 235070	655	0,6	003047 10 00	187
	for washbasin # 045460, 235060, 235360, 235660, 236860	550	0,4	003037 10 00	183
	for washbasin # 045450, 235050, 235350	449	0,5	003029 10 00	173
	Slotted waste for washbasins without overflow				
chrome	75	0,4		005038 10 00	88
black matt	75	0,4		005038 46 00	124
	Push-open waste *** for washbasins with overflow				
chrome		0,4		005052 10 00	83
black matt		0,4		005052 46 00	116




Infobox: * When using this siphon please observe outlet height from upper surface of finished floor to centre of outlet in accordance with the technical specification sheet / In conjunction with pop-up basin waste or push-open valve the flow capacity of max. 7,5l /min./tap should not be exceeded / recommendation of furniture see from page 674 / *** Recommended in conjunction with wall mounted tap fitting, vanity unit and/or consoles

Vero Air Design by Duravit


Description	mm	kg	Qty.	Model-No.	Euro
					White - 00 White (HyG) - 20
Washbasin ground with overflow, with tap platform, fixings included					
800 mm ●	800 x 470	24,7	8	235080 00 27	764
800 mm ☒	800 x 470	24,7	8	235080 00 28	764
700 mm ●	700 x 470	20,2	18	235070 00 27	606
700 mm ☒	700 x 470	20,2	18	235070 00 28	606
600 mm ●	600 x 470	17,3	21	235060 00 27	462
600 mm ☒	600 x 470	17,3	21	235060 00 28	462
500 mm ●	500 x 470	14,5	24	235050 00 27	416
500 mm ☒	500 x 470	14,5	24	235050 00 28	416
without overflow					
800 mm ●	800 x 470	24,7	8	235080 00 71	764
800 mm ☒	800 x 470	24,7	8	235080 00 79	764
700 mm ●	700 x 470	20,2	18	235070 00 71	606
700 mm ☒	700 x 470	20,2	18	235070 00 79	606
600 mm ●	600 x 470	17,3	21	235060 00 71	462
600 mm ☒	600 x 470	17,3	21	235060 00 79	462
500 mm ●	500 x 470	14,5	24	235050 00 71	416
500 mm ☒	500 x 470	14,5	24	235050 00 79	416
Design Siphon *					
chrome		1,5		005036 10 00	193
black matt		1,5		005036 46 00	220
Slotted waste					
for washbasins without overflow					
chrome	75	0,4		005038 10 00	88
black matt	75	0,4		005038 46 00	124
Push-open waste ***					
for washbasins with overflow					
chrome		0,4		005052 10 00	83
black matt		0,4		005052 46 00	116


Infobox: * When using this siphon please observe outlet height from upper surface of finished floor to centre of outlet in accordance with the technical specification sheet / In conjunction with pop-up basin waste or push-open valve the flow capacity of max. 7,5l /min./tap should not be exceeded / recommendation of furniture see from page 674 / *** Recommended in conjunction with wall mounted tap fitting, vanity unit and/or consoles


Vero Air Design by Duravit

	Description	mm	kg	Qty.	Model-No.	Euro
						White - 00 White (HyG) - 20
	Washbasin, furniture washbasin compact with overflow, with tap platform, underneath glazed					
	600 mm ●	600 x 400	15,6	18	236860 00 00	443
	600 mm ☒	600 x 400	15,6	18	236860 00 60	443
	without overflow					
	600 mm ●	600 x 400	15,6	18	236860 00 41	443
	600 mm ☒	600 x 400	15,6	18	236860 00 70	443
	Metal console height adjustable +50 mm chrome, for washbasin # 236860			2,8	003131 10 00	590
	Design Siphon * chrome			1,5	005036 10 00	193
	black matt			1,5	005036 46 00	220
	Towel rail square tube 14 mm, for washbasin # 045460, 235060, 235360, 235660, 236860					
	chrome	550		0,4	003037 10 00	183
	Push-open waste *** for washbasins with overflow					
	chrome			0,4	005052 10 00	83
	black matt			0,4	005052 46 00	116
	Slotted waste for washbasins without overflow					
	chrome	75		0,4	005038 10 00	88
	black matt	75		0,4	005038 46 00	124





Infobox: * When using this siphon please observe outlet height from upper surface of finished floor to centre of outlet in accordance with the technical specification sheet / recommendation of furniture see from page 674 / In conjunction with pop-up basin waste or push-open valve the flow capacity of max. 7,5l /min./tap should not be exceeded / *** Recommended in conjunction with wall mounted tap fitting, vanity unit and/or consoles

Vero Air Design by Duravit



Description	mm	kg	Qty.	Model-No.	Euro
					White - 00 White (HyG) - 20
 Washbasin, furniture washbasin Compact ground with overflow, with tap platform, fixings included					
600 mm ●	600 x 400	15,6	18	236860 00 27	465
600 mm ☒	600 x 400	15,6	18	236860 00 28	465
without overflow					
600 mm ●	600 x 400	15,6	18	236860 00 71	465
600 mm ☒	600 x 400	15,6	18	236860 00 79	465
Design Siphon *					
chrome		1,5		005036 10 00	193
black matt		1,5		005036 46 00	220
Push-open waste *** for washbasins with overflow					
chrome		0,4		005052 10 00	83
black matt		0,4		005052 46 00	116
Slotted waste for washbasins without overflow					
chrome	75	0,4		005038 10 00	88
black matt	75	0,4		005038 46 00	124
Infobox: * When using this siphon please observe outlet height from upper surface of finished floor to centre of outlet in accordance with the technical specification sheet / recommendation of furniture see from page 674 / In conjunction with pop-up basin waste or push-open valve the flow capacity of max. 7,5l /min./tap should not be exceeded / *** Recommended in conjunction with wall mounted tap fitting, vanity unit and/or consoles					

 Handrinse basin, furniture handrinse basin without overflow, with tap platform, 500 mm, underneath glazed					
without tap hole ☒	500 x 250	9,0	40	072450 00 00	323
tap hole on right side ●	500 x 250	9,0	40	072450 00 08	323
tap hole on left side ●	500 x 250	9,0	40	072450 00 09	323
Space saving siphon					
White	1 1/4"	0,4		005076 00 00	60
Design Siphon *					
chrome		1,5		005036 10 00	193
black matt		1,5		005036 46 00	220
Slotted waste for washbasins without overflow					
chrome	75	0,4		005038 10 00	88
black matt	75	0,4		005038 46 00	124
Infobox: * When using this siphon please observe outlet height from upper surface of finished floor to centre of outlet in accordance with the technical specification sheet / Space saving siphon is recommended for vanity units / recommendation of furniture see from page 674					

Vero Air Design by Duravit

	Description	mm	kg	Qty.	Model-No.	Euro
						White - 00 White (HyG) - 20
	Handrinse basin, furniture handrinse basin with overflow, with tap platform, underneath glazed					
	450 mm ●	450 x 350	11,6	27	072445 00 00	338
	450 mm ☒	450 x 350	11,6	27	072445 00 60	338
	Space saving siphon					
	White	1 1/4"	0,4		005076 00 00	60
Infobox: Space saving siphon is recommended for vanity units / recommendation of furniture see from page 674						
	Handrinse basin ground with overflow, with tap platform, fixings included					
	450 mm ●	450 x 350	11,6	27	072445 00 27	365
Infobox: recommendation of furniture see from page 674						
	Handrinse basin, furniture handrinse basin without overflow, with tap platform, tap hole on right side, fixings included, underneath glazed					
	380 mm ●	380 x 250	7,2	40	072438 00 00	249
	Slotted waste for washbasins without overflow					
	chrome	75	0,4		005038 10 00	88
	black matt	75	0,4		005038 46 00	124
	Space saving siphon					
	White	1 1/4"	0,4		005076 00 00	60
Infobox: Bottle trap is necessary without vanity unit / Space saving siphon is recommended for vanity units / recommendation of furniture see from page 674						
	Washbowl ground, without overflow, without tap platform, fixings included					
	600 mm ☒	600 x 380	14,1	28	235160 00 00	365
	500 mm ☒	500 x 380	13,5	21	235150 00 00	341
	Design Siphon *					
	chrome		1,5		005036 10 00	193
	black matt		1,5		005036 46 00	220
	Slotted waste for washbasins without overflow					
	chrome	50	0,3		005024 10 00	88
	black matt	50	0,3		005024 46 00	124
Infobox: * When using this siphon please observe outlet height from upper surface of finished floor to centre of outlet in accordance with the technical specification sheet / recommendation of furniture see from page 674						

Vero Air Design by Duravit

Description	mm	kg	Qty.	Model-No.	Euro
					White - 00 White (HyG) - 20
	Above counter basin ground, with overflow, with tap platform, back plane glazed, fixings included				
600 mm ●	600 x 470	17,0	21	235260 00 00	519
600 mm ☒	600 x 470	17,0	21	235260 00 60	519
	without overflow				
600 mm ●	600 x 470	17,0	21	235260 00 41	519
600 mm ☒	600 x 470	17,0	21	235260 00 70	519
	Design Siphon *				
	chrome		1,5	005036 10 00	193
	black matt		1,5	005036 46 00	220
	Slotted waste				
	for washbasins without overflow				
	chrome	75	0,4	005038 10 00	88
	black matt	75	0,4	005038 46 00	124
	Push-open waste ***				
	for washbasins with overflow				
	chrome		0,4	005052 10 00	83
	black matt		0,4	005052 46 00	116
Infobox: * When using this siphon please observe outlet height from upper surface of finished floor to centre of outlet in accordance with the technical specification sheet / In conjunction with pop-up basin waste or push-open valve the flow capacity of max. 7,5l /min./tap should not be exceeded / recommendation of furniture see from page 674 / *** Recommended in conjunction with wall mounted tap fitting, vanity unit and/or consoles / Mounting with a distance to the wall is required					
	Above counter basin ground, with overflow, with tap platform, back plane glazed, fixings included				
500 mm ●	500 x 470	15,4	24	235250 00 00	506
500 mm ☒	500 x 470	15,4	24	235250 00 60	506
	without overflow				
500 mm ●	500 x 470	15,4	24	235250 00 41	506
500 mm ☒	500 x 470	15,4	24	235250 00 70	506
	Design Siphon *				
	chrome		1,5	005036 10 00	193
	black matt		1,5	005036 46 00	220
	Slotted waste				
	for washbasins without overflow				
	chrome	75	0,4	005038 10 00	88
	black matt	75	0,4	005038 46 00	124
	Push-open waste ***				
	for washbasins with overflow				
	chrome		0,4	005052 10 00	83
	black matt		0,4	005052 46 00	116
Infobox: * When using this siphon please observe outlet height from upper surface of finished floor to centre of outlet in accordance with the technical specification sheet / In conjunction with pop-up basin waste or push-open valve the flow capacity of max. 7,5l /min./tap should not be exceeded / recommendation of furniture see from page 674 / *** Recommended in conjunction with wall mounted tap fitting, vanity unit and/or consoles / Mounting with a distance to the wall is required					





WonderGliss
+ EUR 82 per piece;
Simply add a '1' to the model-no.



Vero Air Design by Duravit

	Description	mm	kg	Qty.	Model-No.	Euro
						White - 00 White (HyG) - 20
	Vanity basin countertop basin, with overflow, with tap platform					
	550 mm ●	550 x 455	11,9	21	038355 00 00	395
	550 mm ☒	550 x 455	11,9	21	038355 00 60	395
	Design Siphon *					
	chrome		1,5		005036 10 00	193
	black matt		1,5		005036 46 00	220
	Push-open waste *** for washbasins with overflow					
	chrome		0,4		005052 10 00	83
	black matt		0,4		005052 46 00	116
<p>Infobox: * When using this siphon please observe outlet height from upper surface of finished floor to centre of outlet in accordance with the technical specification sheet / In conjunction with pop-up basin waste or push-open valve the flow capacity of max. 7,5l /min./tap should not be exceeded / recommendation of furniture see from page 674 / *** Recommended in conjunction with wall mounted tap fitting, vanity unit and/or consoles</p>						
	Semi-recessed washbasin with overflow, with tap platform, fixings for installation in wooden consoles included					
	550 mm ●	550 x 470	16,2	21	038255 00 00	495
	550 mm ☒	550 x 470	16,2	21	038255 00 60	495
	Vanity basin undercounter basin, with overflow, without tap platform, fixings for installation in wooden consoles included					
	600 mm ☒	600 x 310	10,3	17	038460 00 00	373
	Fixing for stone countertops (with the exception of # 046651)		0,2		005028 00 00	25
	Design Siphon *					
	chrome		1,5		005036 10 00	193
	black matt		1,5		005036 46 00	220
	Push-open waste *** for washbasins with overflow					
	chrome		0,4		005052 10 00	83
	black matt		0,4		005052 46 00	116
	<p>Infobox: * When using this siphon please observe outlet height from upper surface of finished floor to centre of outlet in accordance with the technical specification sheet / Measurements of undercounter models represent interior measurements / In conjunction with pop-up basin waste or push-open valve the flow capacity of max. 7,5l /min./tap should not be exceeded / *** Recommended in conjunction with wall mounted tap fitting, vanity unit and/or consoles</p>					




Vero Air Design by Duravit

Description	mm	kg	Qty.	Model-No.	Euro
					White - 00 White (HyG) - 20
 Vanity basin undercounter basin, with overflow, without tap platform, fixings for installation in wooden consoles included					
485 mm ☒	485 x 315	8,2	21	033048 00 00	272
Design Siphon *					
chrome		1,5		005036 10 00	193
black matt		1,5		005036 46 00	220
Push-open waste *** for washbasins with overflow					
chrome		0,4		005052 10 00	83
black matt		0,4		005052 46 00	116
Fixing for stone countertops (with the exception of # 046651)		0,2		005028 00 00	25
Infobox: * When using this siphon please observe outlet height from upper surface of finished floor to centre of outlet in accordance with the technical specification sheet / In conjunction with pop-up basin waste or push-open valve the flow capacity of max. 7,5l /min./tap should not be exceeded / *** Recommended in conjunction with wall mounted tap fitting, vanity unit and/or consoles / Measurements of undercounter models represent interior measurements					
 Bidet wall mounted ● with overflow, with tap platform, Durafix included					
	370 x 570	20,0	16	227415 00 00	642
Fixing for wall mounted bidet and wall mounted toilet					
caps chrome	Ø 12 x 180	0,2		006500 10 00	30
caps white	Ø 12 x 180	0,2		006500 00 00	28
Siphon for bidet with extended outlet pipe					
chrome	1 1/4"	0,6		005027 00 00	47
Support bracket to be built in (distance 180 mm) Suitable for solid walls for wall mounted bidet and wall mounted toilet				695200 00 00	84
Infobox: Durafix for invisible fixation is included in delivery / If pre-wall carrier not used, the fixing # 006500 is recommended					

Vero Air Design by Duravit

	Description	mm	kg	Qty.	Model-No.	Euro
						White - 00 White (HyG) - 20
	Toilet wall mounted Duravit Rimless® rimless, washdown model, Durafix included, UWL class 1					
	4,5 l	370 x 570	25,3	16	252509 00 00	642
	4,5 l, with HygieneGlaze	370 x 570	25,3	16	252509 20 00	697
	Noise reduction gasket for wall mounted toilet		0,3		005064 00 00	51
	Toilet seat and cover removable, hinges stainless steel					
	without soft closure		2,5	108	002201 00 00	207
	with soft closure		2,5	108	002209 00 00	319
	Fixing for wall mounted bidet and wall mounted toilet					
	caps white	Ø 12 x 180	0,2		006500 00 00	28
<div style="border: 1px solid black; padding: 5px;"> Infobox: If pre-wall carrier not used, the fixing # 006500 is recommended / Durafix for invisible fixation is included in delivery </div>						

Vero Design by Duravit

Description	mm	kg	Qty.	Model-No.	Euro
					White - 00
	Washbasin, furniture washbasin				
with overflow, with tap platform, underneath glazed					
1200 mm ●	1200 x 470	33,5	8	045412 00 00	1.065
1000 mm ●	1000 x 470	28,2	8	045410 00 00	811
Design Siphon *					
chrome		1,5		005036 10 00	193
black matt		1,5		005036 46 00	220
	Metal console				
chrome, height adjustable +50 mm for washbasin # 045412, 235012					
		3,1		003074 10 00	666
for washbasin # 045410, 235010					
		3,0		003067 10 00	658
	Towel rail				
square tube 14 mm, chrome					
for washbasin # 045412, 034812, 235012		1150	0,8	003033 10 00	244
for washbasin # 045410, 235010		955	0,7	003039 10 00	229
Push-open waste ***					
for washbasins with overflow					
chrome		0,4		005052 10 00	83
black matt		0,4		005052 46 00	116

Infobox: * When using this siphon please observe outlet height from upper surface of finished floor to centre of outlet in accordance with the technical specification sheet / In conjunction with pop-up basin waste or push-open valve the flow capacity of max. 7,5l /min./tap should not be exceeded / *** Recommended in conjunction with wall mounted tap fitting, vanity unit and/or consoles / There are two fixings sets of #6951000000 required for mounting washbasins from size 1000mm on / recommendation of furniture see from page 674


Washbasin ground

with overflow,
with tap platform,
fixings included

1200 mm ●	1200 x 470	33,5	8	045412 00 27	1.084
1000 mm ●	1000 x 470	28,2	8	045410 00 27	832

Design Siphon *

chrome		1,5		005036 10 00	193
black matt		1,5		005036 46 00	220

Push-open waste ***

for washbasins with overflow





chrome		0,4		005052 10 00	83
black matt		0,4		005052 46 00	116

Infobox: * When using this siphon please observe outlet height from upper surface of finished floor to centre of outlet in accordance with the technical specification sheet / In conjunction with pop-up basin waste or push-open valve the flow capacity of max. 7,5l /min./tap should not be exceeded / *** Recommended in conjunction with wall mounted tap fitting, vanity unit and/or consoles / There are two fixings sets of #6951000000 required for mounting washbasins from size 1000mm on / recommendation of furniture see from page 674






WonderGliss
+ EUR 82 per piece;
Simply add a '1' to the model-no.

Vero Design by Duravit




	Description	mm	kg	Qty.	Model-No.	Euro
						White - 00
	Washbasin, furniture washbasin with overflow, with tap platform, underneath glazed					
	1200 mm ● ●	1200 x 470	33,5	8	045412 00 24	1.065
	1000 mm ● ●	1000 x 470	28,2	8	045410 00 24	811
	Design Siphon *					
	chrome		1,5		005036 10 00	193
	black matt		1,5		005036 46 00	220
	Metal console chrome, height adjustable +50 mm for washbasin # 045412, 235012			3,1	003074 10 00	666
	for washbasin # 045410, 235010			3,0	003067 10 00	658
	Towel rail square tube 14 mm, chrome					
	for washbasin # 045412, 034812, 235012	1150	0,8		003033 10 00	244
	for washbasin # 045410, 235010	955	0,7		003039 10 00	229
	Push-open waste *** for washbasins with overflow					
	chrome		0,4		005052 10 00	83
	black matt		0,4		005052 46 00	116
<p>Infobox: * When using this siphon please observe outlet height from upper surface of finished floor to centre of outlet in accordance with the technical specification sheet / In conjunction with pop-up basin waste or push-open valve the flow capacity of max. 7,5l /min./tap should not be exceeded / *** Recommended in conjunction with wall mounted tap fitting, vanity unit and/or consoles / There are two fixings sets of #6951000000 required for mounting washbasins from size 1000mm on / Recommended in connection with two single lever basin mixers / When mounting 2 one-hole taps please consider space of # 045412, 235012 565 mm, # 045410, 235010 465 mm between / recommendation of furniture see from page 674</p>						
	Washbasin ground with overflow, with tap platform, fixings included					
	1200 mm ● ●	1200 x 470	33,5	8	045412 00 26	1.084
	1000 mm ● ●	1000 x 470	28,2	8	045410 00 26	832
	Design Siphon *					
	chrome		1,5		005036 10 00	193
	black matt		1,5		005036 46 00	220
	Push-open waste *** for washbasins with overflow					
	chrome		0,4		005052 10 00	83
	black matt		0,4		005052 46 00	116
<p>Infobox: * When using this siphon please observe outlet height from upper surface of finished floor to centre of outlet in accordance with the technical specification sheet / In conjunction with pop-up basin waste or push-open valve the flow capacity of max. 7,5l /min./tap should not be exceeded / *** Recommended in conjunction with wall mounted tap fitting, vanity unit and/or consoles / There are two fixings sets of #6951000000 required for mounting washbasins from size 1000mm on / Recommended in connection with two single lever basin mixers / When mounting 2 one-hole taps please consider space of # 045412, 235012 565 mm, # 045410, 235010 465 mm between / recommendation of furniture see from page 674</p>						

Vero Design by Duravit





Description	mm	kg	Qty.	Model-No.	Euro
					White - 00
	Washbasin, furniture washbasin with overflow, with tap platform, underneath glazed				
800 mm ●	800 x 470	21,8	8	045480 00 00	658
700 mm ●	700 x 470	20,9	18	045470 00 00	545
600 mm ●	600 x 470	17,9	21	045460 00 00	408
500 mm ●	500 x 470	15,2	24	045450 00 00	343
	Design Siphon *				
	chrome		1,5	005036 10 00	193
	black matt		1,5	005036 46 00	220
	Metal console chrome, height adjustable +50 mm for washbasin # 045480, 235080		2,9	003066 10 00	633
	for washbasin # 045470, 235070		2,8	003075 10 00	622
	for washbasin # 045460, 235060		2,8	003063 10 00	614
	for washbasin # 045450, 235050		2,8	003065 10 00	604
	Towel rail square tube 14 mm, chrome				
	for washbasin # 045480, 235080	755	0,7	003038 10 00	206
	for washbasin # 045470, 235070	655	0,6	003047 10 00	187
	for washbasin # 045460, 235060, 235360, 235660, 236860	550	0,4	003037 10 00	183
	for washbasin # 045450, 235050, 235350	449	0,5	003029 10 00	173
	Push-open waste ***				
	for washbasins with overflow				
	chrome		0,4	005052 10 00	83
	black matt		0,4	005052 46 00	116

Infobox: * When using this siphon please observe outlet height from upper surface of finished floor to centre of outlet in accordance with the technical specification sheet / In conjunction with pop-up basin waste or push-open valve the flow capacity of max. 7,5l /min./tap should not be exceeded / *** Recommended in conjunction with wall mounted tap fitting, vanity unit and/or consoles / recommendation of furniture see from page 674

Vero Design by Duravit

Description	mm	kg	Qty.	Model-No.	Euro
					White - 00
	Washbasin ground with overflow, with tap platform, fixings included				
800 mm ●	800 x 470	21,8	8	045480 00 27	678
700 mm ●	700 x 470	20,9	18	045470 00 27	554
600 mm ●	600 x 470	17,9	21	045460 00 27	426
500 mm ●	500 x 470	15,2	24	045450 00 27	361
	Design Siphon *				
	chrome		1,5	005036 10 00	193
	black matt		1,5	005036 46 00	220
	Push-open waste *** for washbasins with overflow				
	chrome		0,4	005052 10 00	83
	black matt		0,4	005052 46 00	116
Infobox: * When using this siphon please observe outlet height from upper surface of finished floor to centre of outlet in accordance with the technical specification sheet / In conjunction with pop-up basin waste or push-open valve the flow capacity of max. 7,5l /min./tap should not be exceeded / *** Recommended in conjunction with wall mounted tap fitting, vanity unit and/or consoles / recommendation of furniture see from page 674					
	Handrinse basin, furniture handrinse basin with overflow, with tap platform, underneath glazed, 500 mm pre-punched tap hole on left and right side ● ●				
tap hole on right side ●	500 x 250	9,9	40	070350 00 00	306
tap hole on left side ●	500 x 250	9,9	40	070350 00 08	306
	500 x 250	9,9	40	070350 00 09	306
	Space saving siphon				
	White		1 1/4"	005076 00 00	60
Infobox: Space saving siphon is recommended for vanity units / recommendation of furniture see from page 674					
	Handrinse basin, furniture handrinse basin with overflow, with tap platform, underneath glazed				
450 mm ●	450 x 350	11,5	27	070445 00 00	287
	Space saving siphon				
	White		1 1/4"	005076 00 00	60
	Design Siphon *				
	chrome		1,5	005036 10 00	193
	black matt		1,5	005036 46 00	220
Infobox: * When using this siphon please observe outlet height from upper surface of finished floor to centre of outlet in accordance with the technical specification sheet / Space saving siphon is recommended for vanity units / recommendation of furniture see from page 674					





Vero Design by Duravit

	Description	mm	kg	Qty.	Model-No.	Euro
						White - 00
	Handrinse basin ground with overflow, with tap platform, fixings included					
	450 mm ●	450 x 350	11,5	27	070445 00 27	310
	Design Siphon *					
	chrome		1,5		005036 10 00	193
	black matt		1,5		005036 46 00	220
	Space saving siphon					
	White	1 1/4"	0,4		005076 00 00	60
Infobox: * When using this siphon please observe outlet height from upper surface of finished floor to centre of outlet in accordance with the technical specification sheet / Space saving siphon is recommended for vanity units / recommendation of furniture see from page 674						
	Handrinse basin Med without overflow, with tap platform, underneath glazed					
	450 mm ●	450 x 350	11,5	27	070445 00 41	351
	Design Siphon *					
	chrome		1,5		005036 10 00	193
	black matt		1,5		005036 46 00	220
	Slotted waste for washbasins without overflow					
	chrome	75	0,4		005038 10 00	88
	black matt	75	0,4		005038 46 00	124
Infobox: * When using this siphon please observe outlet height from upper surface of finished floor to centre of outlet in accordance with the technical specification sheet						
	Handrinse basin with overflow, with tap platform, underneath glazed					
	250 mm ●	250 x 450	8,9	32	070225 00 00	279
	Washbowl ground, without overflow, without tap platform, fixings included					
	600 mm ☒	600 x 380	14,2	28	045560 00 00	321
	500 mm ☒	500 x 380	12,0	21	045550 00 00	272
	Design Siphon *					
	chrome		1,5		005036 10 00	193
	black matt		1,5		005036 46 00	220
	Slotted waste for washbasins without overflow					
	chrome	50	0,3		005024 10 00	88
	black matt	50	0,3		005024 46 00	124
Infobox: * When using this siphon please observe outlet height from upper surface of finished floor to centre of outlet in accordance with the technical specification sheet / recommendation of furniture see from page 674						





WonderGliss
+ EUR 82 per piece;
Simply add a '1' to the model-no.

Vero Design by Duravit

	Description	mm	kg	Qty.	Model-No.	Euro
						White - 00
	Above counter basin ground, with overflow, with tap platform, back plane glazed, fixings included					
	595 mm ●	595 x 465	17,9	21	045260 00 00	478
	Design Siphon * chrome		1,5		005036 10 00	193
	black matt		1,5		005036 46 00	220
Infobox: * When using this siphon please observe outlet height from upper surface of finished floor to centre of outlet in accordance with the technical specification sheet / recommendation of furniture see from page 674 / Mounting with a distance to the wall is required						
	Above counter basin ground, with overflow, with tap platform, back plane glazed, fixings included					
	500 mm ●	500 x 470	16,2	24	045250 00 00	439
	Design Siphon * chrome		1,5		005036 10 00	193
	black matt		1,5		005036 46 00	220
Infobox: * When using this siphon please observe outlet height from upper surface of finished floor to centre of outlet in accordance with the technical specification sheet / recommendation of furniture see from page 674 / Mounting with a distance to the wall is required						
	Vanity basin countertop basin, with overflow, with tap platform					
	550 mm ●	550 x 465	12,7	21	031555 00 00	372
	500 mm ●	500 x 465	12,7	21	031550 00 00	365
Infobox: recommendation of furniture see from page 674						
	Semi-recessed washbasin with overflow, with tap platform, fixings for installation in wooden consoles included					
	550 mm ●	550 x 470	17,6	21	031455 00 00	438
	Infobox: recommendation of furniture see from page 674					




Vero Design by Duravit

Description	mm	kg	Qty.	Model-No.	Euro
					White - 00
					
Vanity basin undercounter basin, with overflow, fixings for installation in wooden consoles included, without tap platform					
430 mm ☒	430 x 315	8,2	24	033043 00 00	272
Design Siphon *					
chrome		1,5		005036 10 00	193
black matt		1,5		005036 46 00	220
Fixing for stone countertops (with the exception of # 046651)		0,2		005028 00 00	25
Push-open waste *** for washbasins with overflow					
chrome		0,4		005052 10 00	83
black matt		0,4		005052 46 00	116
Infobox: * When using this siphon please observe outlet height from upper surface of finished floor to centre of outlet in accordance with the technical specification sheet / In conjunction with pop-up basin waste or push-open valve the flow capacity of max. 7,5l /min./tap should not be exceeded / *** Recommended in conjunction with wall mounted tap fitting, vanity unit and/or consoles / Measurements of undercounter models represent interior measurements					
					
Vanity basin undercounter basin, with overflow, without tap platform, fixings for installation in wooden consoles included					
485 mm ☒	485 x 315	8,2	21	033048 00 00	272
Design Siphon *					
chrome		1,5		005036 10 00	193
black matt		1,5		005036 46 00	220
Push-open waste *** for washbasins with overflow					
chrome		0,4		005052 10 00	83
black matt		0,4		005052 46 00	116
Fixing for stone countertops (with the exception of # 046651)		0,2		005028 00 00	25
Infobox: * When using this siphon please observe outlet height from upper surface of finished floor to centre of outlet in accordance with the technical specification sheet / In conjunction with pop-up basin waste or push-open valve the flow capacity of max. 7,5l /min./tap should not be exceeded / *** Recommended in conjunction with wall mounted tap fitting, vanity unit and/or consoles / Measurements of undercounter models represent interior measurements					





WonderGliss
+ EUR 82 per piece;
Simply add a '1' to the model-no.

Vero Design by Duravit

Description	mm	kg	Qty.	Model-No.	Euro
					White - 00
 Washbasin, furniture washbasin with overflow, with tap platform, underneath glazed					
1250 mm ●	1250 x 490	36,3	8	032912 00 00	979
1050 mm ●	1050 x 490	32,2	8	032910 00 00	811
850 mm ●	850 x 490	25,4	8	032985 00 00	658
Design Siphon *					
chrome		1,5		005036 10 00	193
black matt		1,5		005036 46 00	220
Space saving siphon					
White	1 1/4"	0,4		005076 00 00	60
 Metal console chrome, height adjustable +50 mm					
for washbasin # 032912		3,4		003073 10 00	666
for washbasin # 032910		3,3		003072 10 00	641
for washbasin # 032985		3,2		003071 10 00	621
 Towel rail square tube 14 mm, chrome					
for washbasin # 032912	1205	0,7		003034 10 00	242
for washbasin # 032910, 034210	1009	0,6		003035 10 00	229
for washbasin # 032985, 034285, 035285	808	0,5		003036 10 00	212

Infobox: * When using this siphon please observe outlet height from upper surface of finished floor to centre of outlet in accordance with the technical specification sheet / Space saving siphon is recommended for vanity units / There are two fixings sets of #6951000000 required for mounting washbasins from size 1000mm on / recommendation of furniture see from page 674




Viu Design by sieger design

Description	mm	kg	Qty.	Model-No.	Euro
					White - 00 White (HyG) - 20
 Washbasin, furniture washbasin with overflow, with tap platform, Ceramic covered push-open waste included, underneath glazed					
1230 mm ●	1230 x 490	35,8	8	234412 00 00	998
1230 mm ● ●	1230 x 490	35,8	8	234412 00 58	998
1230 mm ☒	1230 x 490	35,8	8	234412 00 60	998
1030 mm ●	1030 x 490	27,3	8	234410 00 00	846
1030 mm ● ●	1030 x 490	27,3	8	234410 00 58	846
1030 mm ☒	1030 x 490	27,3	8	234410 00 60	846
830 mm ●	830 x 490	20,1	8	234483 00 00	683
830 mm ● ●	830 x 490	20,1	8	234483 00 58	683
830 mm ☒	830 x 490	20,1	8	234483 00 60	683
730 mm ●	730 x 490	19,2	18	234473 00 00	578
730 mm ● ●	730 x 490	19,2	18	234473 00 58	578
730 mm ☒	730 x 490	19,2	18	234473 00 60	578
630 mm ●	630 x 490	16,6	18	234463 00 00	483
630 mm ● ●	630 x 490	16,6	18	234463 00 58	483
630 mm ☒	630 x 490	16,6	18	234463 00 60	483
Design Siphon *					
chrome		1,5		005036 10 00	193
black matt		1,5		005036 46 00	220
Space saving siphon					
White	1 1/4"	0,4		005076 00 00	60
Infobox: * When using this siphon please observe outlet height from upper surface of finished floor to centre of outlet in accordance with the technical specification sheet / recommendation of furniture see from page 674 / For mounting ceramics larger than 1200mm two sets of fixings #6951000000 are required / Space saving siphon is recommended for vanity units					
 Washbasin, furniture washbasin with overflow, with tap platform, Ceramic covered push-open waste included, underneath glazed					
1230 mm ● ●	1230 x 490	35,8	8	234412 00 24	998
Design Siphon *					
chrome		1,5		005036 10 00	193
black matt		1,5		005036 46 00	220
Space saving siphon					
White	1 1/4"	0,4		005076 00 00	60
Infobox: * When using this siphon please observe outlet height from upper surface of finished floor to centre of outlet in accordance with the technical specification sheet / recommendation of furniture see from page 674 / For mounting ceramics larger than 1200mm two sets of fixings #6951000000 are required / Space saving siphon is recommended for vanity units					







WonderGliss
+ EUR 82 per piece;
Simply add a '1' to the model-no.

Viu Design by sieger design

	Description	mm	kg	Qty.	Model-No.	Euro	
						White - 00 White (HyG) - 20	
	Handrinse basin, furniture handrinse basin						
	with overflow, with tap platform, Ceramic covered push-open waste included, underneath glazed						
	530 mm ●	530 x 430	12,7	24	234453 00 00	342	
	530 mm ☒	530 x 430	12,7	24	234453 00 60	342	
	Design Siphon *						
	chrome		1,5		005036 10 00	193	
	black matt		1,5		005036 46 00	220	
	Space saving siphon						
	White	1 1/4"	0,4		005076 00 00	60	
<p>Infobox: * When using this siphon please observe outlet height from upper surface of finished floor to centre of outlet in accordance with the technical specification sheet / recommendation of furniture see from page 674 / Space saving siphon is recommended for vanity units</p>							
	Handrinse basin, furniture handrinse basin						
	without overflow, with tap platform, ceramic covered slotted waste included, underneath glazed						
	450 mm ●	450 x 320	7,7	36	073345 00 41	231	
	450 mm ☒	450 x 320	7,7	36	073345 00 70	231	
	Design Siphon *						
	chrome		1,5		005036 10 00	193	
	black matt		1,5		005036 46 00	220	
	Space saving siphon						
	White	1 1/4"	0,4		005076 00 00	60	
	<p>Infobox: * When using this siphon please observe outlet height from upper surface of finished floor to centre of outlet in accordance with the technical specification sheet / recommendation of furniture see from page 674 / Space saving siphon is recommended for vanity units</p>						
	Washbowl						
	ground, without overflow, without tap platform, fixings included, ceramic covered slotted waste included						
	600 mm ☒	600 x 415	11,2	14	235860 00 00	473	
	Design Siphon *						
	chrome		1,5		005036 10 00	193	
	black matt		1,5		005036 46 00	220	
	<p>Infobox: * When using this siphon please observe outlet height from upper surface of finished floor to centre of outlet in accordance with the technical specification sheet / recommendation of furniture see from page 674</p>						






Viu Design by sieger design

Description	mm	kg	Qty.	Model-No.	Euro
					White - 00 White (HyG) - 20
 Vanity basin countertop basin, with overflow, with tap platform, Ceramic covered push-open waste included					
600 mm ●	600 x 450	9,1	14	038560 00 00	359
600 mm ●●	600 x 450	9,1	14	038560 00 58	359
600 mm ☒	600 x 450	9,1	14	038560 00 60	359
Infobox: recommendation of furniture see from page 674					
 Bidet wall mounted ● with overflow, with tap platform, pop-up waste with ceramic cover included					
Durafix included	370 x 570	22,0	16	229215 00 00	562
Fixing for wall mounted bidet and wall mounted toilet					
caps chrome	∅ 12 x 180	0,2		006500 10 00	30
caps white	∅ 12 x 180	0,2		006500 00 00	28
Support bracket to be built in (distance 180 mm) Suitable for solid walls for wall mounted bidet and wall mounted toilet				695200 00 00	84
Infobox: If pre-wall carrier not used, the fixing # 006500 is recommended / Durafix for invisible fixation is included in delivery					
 Toilet wall mounted Duravit Rimless® rimless, washdown model, Durafix included, UWL class 1					
4,5 l	370 x 570	27,0	16	251109 00 00	557
4,5 l, with HygieneGlaze	370 x 570	27,0	16	251109 20 00	612
Noise reduction gasket for wall mounted toilet		0,3		005064 00 00	51
 Toilet seat and cover removable, hinges stainless steel					
without soft closure		2,9	100	002111 00 00	156
with soft closure		2,9	100	002119 00 00	218
Fixing for wall mounted bidet and wall mounted toilet					
caps white	∅ 12 x 180	0,2		006500 00 00	28
caps chrome	∅ 12 x 180	0,2		006500 10 00	30
Infobox: Durafix for invisible fixation is included in delivery / If pre-wall carrier not used, the fixing # 006500 is recommended					










WonderGliss
+ EUR 82 per piece;
Simply add a '1' to the model-no.

Viu Design by sieger design

	Description	mm	kg	Qty.	Model-No.	Euro
						White - 00 White (HyG) - 20
	Toilet wall mounted Compact Duravit Rimless® rimless, washdown model, Durafix included, UWL class 1					
	4,5 l	370 x 480	23,0	16	257309 00 00	462
	4,5 l, with HygieneGlaze	370 x 480	23,0	16	257309 20 00	517
	Noise reduction gasket for wall mounted toilet		0,3		005064 00 00	51
	Fixing for wall mounted bidet and wall mounted toilet					
	caps white	∅ 12 x 180	0,2		006500 00 00	28
	caps chrome	∅ 12 x 180	0,2		006500 10 00	30
	Toilet seat and cover removable, hinges stainless steel					
	without soft closure		2,7	100	002121 00 00	141
	with soft closure		2,7	100	002129 00 00	197
Infobox: Durafix for invisible fixation is included in delivery / If pre-wall carrier not used, the fixing # 006500 is recommended						
	Toilet close-coupled Duravit Rimless® rimless, washdown model, (without cistern), Outlet for Vario connector set, for horizontal and vertical outlet, length adjustable from 70 - 170 mm, and vario connecting bend, vertical outlet from 155 - 225 mm, fixings included, UWL class 1					
	4,5 l	350 x 650	38,9	9	219109 00 00	712
	4,5 l, with HygieneGlaze	350 x 650	38,9	9	219109 20 00	767
	Vario connector set for horizontal and vertical outlet, length adjustable					
	incl. excenter	∅ 110	1,5		001422 00 00	85
	Vario connecting bend for vertical outlet	∅ 90	0,9		899025 00 00	71
	Cistern with Dual Flush mechanism, chrome, concealed left supply					
	6/3 l, UWL class 2	375 x 130	11,2	22	094200 00 05	428
	4,5/3 l, UWL class 1	375 x 130	11,2	22	094200 00 85	428
	Toilet seat and cover removable, hinges stainless steel					
	without soft closure		2,7	100	002121 00 00	141
	with soft closure		2,7	100	002129 00 00	197




Viu Design by sieger design

Description	mm	kg	Qty.	Model-No.	Euro
					White - 00 White (HyG) - 20
 Urinal rimless, concealed inlet, syphonic action, horizontal outlet, for 1/2" connection, includes jet nozzle, inlet-set and fixings					
model without fly	310 x 300	15,4	12	281630 00 00	640
model with fly 	310 x 300	15,4	12	281630 00 07	675
with HygieneGlaze					
model without fly	310 x 300	15,4	12	281630 20 00	695
model with fly 	310 x 300	15,4	12	281630 20 07	730
Siphon 1 - 4 L					
horizontal outlet (concealed)	ø 50	0,2		005112 00 00	67
Urinal screen Stainless steel		0,2		005042 10 00	62
Infobox: The using of the Siphon # 0051120000 is required / In combination with adjustable in-wall flushometers					
 Urinal rimless, concealed inlet, syphonic action, horizontal outlet, fixings included, for 1/2" connection, includes jet nozzle, inlet-set and fixings, model for cover					
model without fly	310 x 300	15,4	12	281632 00 00	640
model with fly 	310 x 300	15,4	12	281632 00 07	675
with HygieneGlaze					
model without fly	310 x 300	15,4	12	281632 20 00	695
model with fly 	310 x 300	15,4	12	281632 20 07	730
Siphon 1 - 4 L					
horizontal outlet (concealed)	ø 50	0,2		005112 00 00	67
Urinal screen Stainless steel		0,2		005042 10 00	62
 Urinal Cover hinges chrome, with soft closure				002609 00 00	240
Infobox: The using of the Siphon # 0051120000 is required / In combination with adjustable in-wall flushometers					






WonderGliss
+ EUR 82 per piece;
Simply add a '1' to the model-no.


Washbowls

Description	mm	kg	Qty.	Model-No.	Euro
					White - 00
 Washbowl ground, without overflow, without tap platform					
580 mm \otimes	580 x 415	13,1	24	031758 00 00	334
Design Siphon *					
chrome		1,5		005036 10 00	193
black matt		1,5		005036 46 00	220
Slotted waste for washbasins without overflow					
chrome	50	0,3		005024 10 00	88
black matt	50	0,3		005024 46 00	124
Infobox: * When using this siphon please observe outlet height from upper surface of finished floor to centre of outlet in accordance with the technical specification sheet / recommendation of furniture see from page 674					
 Washbowl with overflow, without tap platform, overflow clip chrome included, fixings included					
550 mm \otimes	550 x 420	12,0	21	033452 00 00	520
Push-open waste *** for washbasins with overflow					
chrome		0,4		005052 10 00	83
black matt		0,4		005052 46 00	116
Infobox: In conjunction with pop-up basin waste or push-open valve the flow capacity of max. 7,5l /min./tap should not be exceeded / recommendation of furniture see from page 674 / *** Recommended in conjunction with wall mounted tap fitting, vanity unit and/or consoles					
 Washbowl with overflow, without tap platform, overflow clip chrome included, fixings included					
420 mm \otimes	420 x 420	8,0	21	033342 00 00	406
Push-open waste *** for washbasins with overflow					
chrome		0,4		005052 10 00	83
black matt		0,4		005052 46 00	116
Infobox: In conjunction with pop-up basin waste or push-open valve the flow capacity of max. 7,5l /min./tap should not be exceeded / recommendation of furniture see from page 674 / *** Recommended in conjunction with wall mounted tap fitting, vanity unit and/or consoles					

Washbowls





	Description	mm	kg	Qty.	Model-No.	Euro
						White - 00
	Washbowl with overflow, without tap platform, overflow clip chrome included, fixings included					
	420 mm ☒	Ø 420	7,0	21	032542 00 00	413
	Push-open waste *** for washbasins with overflow					
	chrome		0,4		005052 10 00	83
	black matt		0,4		005052 46 00	116
<p>Infobox: In conjunction with pop-up basin waste or push-open valve the flow capacity of max. 7,5l /min./tap should not be exceeded / *** Recommended in conjunction with wall mounted tap fitting, vanity unit and/or consoles / recommendation of furniture see from page 674</p>						
	Washbowl with overflow, without tap platform, fixings included					
	495 mm	495 x 350	8,9	24	033550 00 00	441
	Push-open waste *** for washbasins with overflow					
	chrome		0,4		005052 10 00	83
	black matt		0,4		005052 46 00	116
<p>Infobox: In conjunction with pop-up basin waste or push-open valve the flow capacity of max. 7,5l /min./tap should not be exceeded / *** Recommended in conjunction with wall mounted tap fitting, vanity unit and/or consoles / recommendation of furniture see from page 674</p>						
	Washbowl ground, without overflow, without tap platform, fixings and ceramic covered slotted waste included					
	700 mm ☒	700 x 420	11,8	20	037070 00 00	676
	Design Siphon *					
	chrome		1,5		005036 10 00	193
	black matt		1,5		005036 46 00	220
<p>Infobox: * When using this siphon please observe outlet height from upper surface of finished floor to centre of outlet in accordance with the technical specification sheet / recommendation of furniture see from page 674</p>						

Washbowls

Description	mm	kg	Qty.	Model-No.	Euro
					White - 00
 <p>Washbowl + ground, without overflow, without tap platform, fixings and ceramic covered slotted waste included, with deep basin</p>	700 mm ☒	13,5	17	036970 00 00	712
Design Siphon *					
chrome		1,5		005036 10 00	193
black matt		1,5		005036 46 00	220

Infobox: * When using this siphon please observe outlet height from upper surface of finished floor to centre of outlet in accordance with the technical specification sheet / recommendation of furniture see from page 674




White Tulip Design by Philippe Starck

	Description	mm	kg	Qty.	Model-No.	Euro
						White - 00 White (HyG) - 20
	Washbasin freestanding ground, without overflow, without tap platform, with opening for wall connection, fixings included, siphon inclusive, ceramic waste cover included, Mounting materials included					
	500 mm ☒	Ø 500	42,0	2	270250 00 70	3.370
	Washbasin freestanding ground, without overflow, without tap platform, with opening for floor connection, fixings included, siphon inclusive, ceramic waste cover included, Mounting materials included					
	500 mm ☒	Ø 500	42,0	2	270350 00 70	3.370
	Washbasin, furniture washbasin with overflow, with tap platform, Ceramic covered push-open waste included, underneath glazed					
	1050 mm ●	1050 x 490	26,7	8	236310 00 00	850
	1050 mm ☒	1050 x 490	26,7	8	236310 00 60	850
	750 mm ●	750 x 490	21,5	18	236375 00 00	650
	750 mm ☒	750 x 490	21,5	18	236375 00 60	650
	Design Siphon *					
	chrome		1,5		005036 10 00	193
	black matt		1,5		005036 46 00	220
	Space saving siphon					
	White	1 1/4"	0,4		005076 00 00	60
Infobox: * When using this siphon please observe outlet height from upper surface of finished floor to centre of outlet in accordance with the technical specification sheet / Space saving siphon is recommended for vanity units / recommendation of furniture see from page 674						
	Furniture washbasin without overflow, without tap platform, ceramic covered slotted waste included, fixings included					
	500 mm ☒	Ø 500	10,5	12	236550 00 70	550
	Design Siphon *					
	chrome		1,5		005036 10 00	193
	black matt		1,5		005036 46 00	220
Infobox: * When using this siphon please observe outlet height from upper surface of finished floor to centre of outlet in accordance with the technical specification sheet / recommendation of furniture see from page 674						








WonderGliss
+ EUR 82 per piece;
Simply add a '1' to the model-no.

White Tulip Design by Philippe Starck

	Description	mm	kg	Qty.	Model-No.	Euro
						White - 00 White (HyG) - 20
	Handrinse basin, furniture handrinse basin without overflow, with tap platform, ceramic covered slotted waste included, underneath glazed					
	450 mm ●	450 x 330	8,7	36	073745 00 41	450
	450 mm ☒	450 x 330	8,7	36	073745 00 70	450
	Design Siphon *					
	chrome		1,5		005036 10 00	193
	black matt		1,5		005036 46 00	220
	Space saving siphon					
	White	1 1/4"	0,4		005076 00 00	60
Infobox: * When using this siphon please observe outlet height from upper surface of finished floor to centre of outlet in accordance with the technical specification sheet / recommendation of furniture see from page 674 / Space saving siphon is recommended for vanity units						
	Washbowl ground, without overflow, without tap platform, ceramic covered slotted waste included, fixings included					
	430 mm ☒	∅ 430	6,1	21	236243 00 79	530
	Design Siphon *					
	chrome		1,5		005036 10 00	193
	black matt		1,5		005036 46 00	220
Infobox: * When using this siphon please observe outlet height from upper surface of finished floor to centre of outlet in accordance with the technical specification sheet / Made from DuraCeram / recommendation of furniture see from page 674						
	Bidet wall mounted ● with overflow, with tap platform, pop-up waste with ceramic cover included					
	Durafix included	370 x 540	22,8	16	229315 00 00	750
	Fixing for wall mounted bidet and wall mounted toilet caps white	∅ 12 x 180	0,2		006500 00 00	28
	Siphon for bidet with extended outlet pipe chrome	1 1/4"	0,6		005027 00 00	47
Infobox: Durafix for invisible fixation is included in delivery / If pre-wall carrier not used, the fixing # 006500 is recommended						




White Tulip Design by Philippe Starck

	Description	mm	kg	Qty.	Model-No.	Euro
						White - 00 White (HyG) - 20
	Bidet floor standing ● back to wall, with overflow, with tap platform, pop-up waste with ceramic cover included					
	fixings included	370 x 580	31,5	12	229310 00 00	950
	Siphon for bidet with extended outlet pipe chrome	1 1/4"	0,6		005027 00 00	47
	Toilet wall mounted HygieneFlush rimless, washdown model, Durafix included, Rotationflush, UWL class 1					
	4,5 l, with HygieneGlaze	370 x 540	25,0	16	257609 20 00	750
	Noise reduction gasket for wall mounted toilet		0,3		005064 00 00	51
	Toilet seat and cover removable, hinges stainless steel with soft closure					
			2,9	90	002709 00 00	250
	Fixing for wall mounted bidet and wall mounted toilet					
	caps chrome	∅ 12 x 180	0,2		006500 10 00	30
	caps white	∅ 12 x 180	0,2		006500 00 00	28
Infobox: Durafix for invisible fixation is included in delivery / If pre-wall carrier not used, the fixing # 006500 is recommended / Not available in WonderGliss						
	Toilet floor standing Duravit Rimless® back to wall, rimless, washdown model, fixings included, horizontal outlet, UWL class 1					
	4,5 l	370 x 580	35,5	12	200109 00 00	785
	4,5 l, with HygieneGlaze	370 x 580	35,5	12	200109 20 00	840
	Toilet seat and cover removable, hinges stainless steel with soft closure					
			2,9	90	002709 00 00	250





WonderGliss
+ EUR 82 per piece;
Simply add a '1' to the model-no.

White Tulip Design by Philippe Starck

Description	mm	kg	Qty.	Model-No.	Euro	
					White - 00 White (HyG) - 20	
 <p>Toilet close-coupled Duravit Rimless® (without cistern), rimless, washdown model, Outlet for Vario connector set, for horizontal and vertical outlet, length adjustable from 70 - 170 mm, and vario connecting bend, vertical outlet from 160 - 230 mm, fixings included, UWL class 1</p>						
	4,5 l	370 x 650	39,0	9	219709 00 00	805
	4,5 l, with HygieneGlaze	370 x 650	39,0	9	219709 20 00	860
<p>Vario connector set for horizontal and vertical outlet, length adjustable incl. excenter</p>						
	∅ 110	1,5		001422 00 00	85	
<p>Vario connecting bend for vertical outlet</p>						
	∅ 90	0,9		899025 00 00	71	
 <p>Toilet seat and cover removable, hinges stainless steel with soft closure</p>						
			2,9	90	002709 00 00	250
 <p>Cistern with Dual Flush mechanism, chrome, concealed left supply</p>						
	6/3 l, UWL class 2	370 x 145	11,2	22	093310 00 05	535
	4,5/3 l, UWL class 1	370 x 145	11,2	22	093310 00 85	535

White Tulip Design by Philippe Starck










Description	mm	kg	Qty.	Model-No.	Euro
					White - 00 White (HyG) - 20
Urinal rimless, concealed inlet, syphonic action, horizontal outlet, for 1/2" connection, includes jet nozzle, inlet-set and fixings					
model without fly	320 x 340	16,5	12	281730 00 00	690
model with fly 	320 x 340	16,5	12	281730 00 07	725
with HygieneGlaze					
model without fly	320 x 340	16,5	12	281730 20 00	745
model with fly 	320 x 340	16,5	12	281730 20 07	780
Siphon 1 - 4 L					
horizontal outlet (concealed)	ø 50	0,2		005112 00 00	67

Infobox: The using of the Siphon # 0051120000 is required / In combination with adjustable in-wall flushometers









WonderGliss
+ EUR 82 per piece;
Simply add a '1' to the model-no.











Accessories ceramics

	Description	mm	kg	Qty.	Model-No.	Euro	
	Soap dispenser for installation in washbasins with hole for soap dispenser, for washbasin # 044845, 044958, 046240, 045058, 044358, 032050						
	chrome	∅ 30	0,25		009972 10 00	134	
	Slotted waste for washbasins without overflow						
	chrome	50	0,3		005024 10 00	88	
	black matt	50	0,3		005024 46 00	124	
	Slotted waste for washbasins without overflow						
	chrome	75	0,4		005038 10 00	88	
	black matt	75	0,4		005038 46 00	124	
	Slotted waste for washbasins without overflow						
	White				005075 00 00	88	
	Slotted waste for washbasins without overflow						
	White				005078 00 00	88	
	anthracite matt				005078 13 00	110	
	Push-open waste *** for washbasins with overflow						
	chrome		0,4		005052 10 00	83	
	black matt		0,4		005052 46 00	116	
<div style="border: 1px solid black; padding: 5px;"> Infobox: In conjunction with pop-up basin waste or push-open valve the flow capacity of max. 7,5l /min./tap should not be exceeded / *** Recommended in conjunction with wall mounted tap fitting, vanity unit and/or consoles </div>							
	Push-open waste *** for washbasins with overflow						
	White				005079 00 00	78	
	anthracite matt				005079 13 00	98	
<div style="border: 1px solid black; padding: 5px;"> Infobox: In conjunction with pop-up basin waste or push-open valve the flow capacity of max. 7,5l /min./tap should not be exceeded / *** Recommended in conjunction with wall mounted tap fitting, vanity unit and/or consoles </div>							
	Pop-up basin waste chrome with horizontal lever**						
			0,5		005031 10 00	96	
<div style="border: 1px solid black; padding: 5px;"> Infobox: ** Required in conjunction with wall-mounted tap fitting and consoles with a maximum thickness of 30 mm </div>							










Accessories ceramics

	Description	mm	kg	Qty.	Model-No.	Euro	
	Pop-up basin waste chrome with vertical lever***			0,5	005051 10 00	88	
Infobox: *** In combination with wall mounted tap and Duravit bathroom furniture							
	Drain cover chrome			0,1	005040 10 00	35	
	Drain cover chrome			0,1	005043 10 00	71	
	Overflow clip chrome				100107 00 00	7	
	Space saving siphon White	1 1/4"		0,4	005076 00 00	60	
Infobox: Space saving siphon is recommended for vanity units							
	Design Siphon * chrome black matt			1,5 1,5	005036 10 00 005036 46 00	193 220	
Infobox: * When using this siphon please observe outlet height from upper surface of finished floor to centre of outlet in accordance with the technical specification sheet							
	Sleeve for flexible hoses set black				UV1690 00 0046	44	
	Design angle valve with rosette surface black matt				UV1690 00 0646	113	
	Siphon for washbasin with outlet pipe 300 mm chrome	1 1/4"		0,6	005026 00 00	46	
	In-wall-siphon kit ** for washbasin Architec including connection equipment			0,6	005044 10 00	112	
Infobox: ** Mandatory for installation							











Accessories ceramics

	Description	mm	kg	Qty.	Model-No.	Euro
	Fixing for stone countertops (with the exception of # 046651)			0,2	005028 00 00	25
	Fixing for stone countertops			0,02	005037 10 00	16
	Fixing for washbasins	ø 10 x 140		0,2	695100 00 00	16
	Fixing for mounting utility basin Starck 3 # 031348 without grid chrome	ø 10 x 140		0,2	006712 10 00	29
	Fixing for siphon cover			0,1	005503 00 00	44
	Fixing for siphon cover			0,1	005504 00 00	44
	Fixing for siphon cover			0,1	005505 00 00	44
	Fixing caps chrome	ø 6 x 60		0,1	006700 10 00	25
	Mounting set for One-piece and Two-piece toilets, Outflow 3/8" - external thread, Wall Connection 1/2" - internal thread 380 mm, 1/2", US-version			0,48	001431 00 00	77
Info box: The mounting set is optional for installation						
	Mounting set for One-piece and Two-piece toilets 400 mm, 1/2", 1/2", ASIA- version			0,48	001418 00 96	58
Info box: The mounting set is optional for installation						








Accessories ceramics

	Description	mm	kg	Qty.	Model-No.	Euro
	Mounting set for One-piece and Two-piece toilets, Outflow 3/8" - external thread, Wall Connection 1/2" - internal thread 450 mm, 1/2", US-version			0,48	001417 00 00	77
	InfoBox: The mounting set is optional for installation					
	Mounting set for One-piece and Two-piece toilets 520 mm, 1/2", ASIA-version			0,48	001416 00 00	58
	InfoBox: The mounting set is optional for installation					
	Vario connecting bend for vertical outlet	∅ 90		0,9	899025 00 00	71
	Vario connector set for horizontal and vertical outlet, length adjustable incl. excenter	∅ 110		1,5	001422 00 00	85
	Connecting bend with rosette vertical outlet	∅ 110		0,1	001428 00 00	79
	Connecting pipe with rosette horizontal outlet	∅ 110		0,1	001429 00 00	79
	Conversion set for back supply chrome			0,5	007504 10 00	36
	concealed cistern with Dual Flush mechanism, without actuator plate for side, back or top supply			3,8	001480 00 00	379
	Support bracket to be built in (distance 180 mm) Suitable for solid walls for wall mounted bidet and wall mounted toilet				695200 00 00	84
	Noise reduction gasket for wall mounted bidet and wall mounted toilet			0,3	005019 00 00	51













Accessories ceramics

	Description	mm	kg	Qty.	Model-No.	Euro	
	Noise reduction gasket for wall mounted toilet			0,3	005020 00 00	51	
	Noise reduction gasket for wall mounted toilet			0,3	005064 00 00	51	
	Mounting set consisting of inlet/waste pipe, lip-seal, caps white for wall mounted toilet				695300 00 00	36	
	Skate Air flush plate dual flush for # 001480, chrome			0,5	001481 10 00	154	
	Surf flush plate dual flush for # 001480, chrome			0,5	001482 10 00	154	
	Fixing for wall mounted bidet and wall mounted toilet						
	caps white	Ø 12 x 180		0,2	006500 00 00	28	
	caps chrome	Ø 12 x 180		0,2	006500 10 00	30	
Infobox: If pre-wall carrier not used, the fixing # 006500 is recommended							
	Siphon 1 - 4 L						
	vertical outlet	Ø 50		0,2	005111 00 00	67	
	horizontal outlet (concealed)	Ø 50		0,2	005112 00 00	67	
Infobox: The using of the Siphon # 0051120000 is required							
	Siphon 0,5 - 4 L						
	horizontal outlet (concealed)	Ø 50		0,2	005113 00 00	67	
	Fixing for urinal Ben, Jim, Bill						
	caps chrome	Ø 10 x 140		0,2	005030 10 00	16	
	Fixing for urinal						
	caps chrome	Ø 8 x 110		0,1	006713 10 00	15	






Accessories ceramics

	Description	mm	kg	Qty.	Model-No.	Euro	
	Urinal screen Stainless steel		0,2		005041 10 00	62	
	Urinal screen Stainless steel		0,2		005042 10 00	62	
	Siphon for bidet with extended outlet pipe chrome	1 1/4"	0,6		005027 00 00	47	
	Fixing hooks for # 084229, 075244		0,3		005000 00 00	8	
Infobox: Fixing hooks # 005000 are required for wall mounting							
	Fixing for floor standing bidet, floor standing toilet and siphon cover caps white and chrome	Ø 6 x 70	0,4		006701 10 00	8	
	Fixing for floor standing bidet, floor standing toilet and urinals caps white and chrome				006702 10 00	17	
	Water inlet mechanism for urinals with back supply	1/2"	0,1		695800 00 00	31	













D-Code Design by Duravit

	Description	mm	kg	Qty.	Model-No.	Euro
	Cosmetic mirror 3 times magnifier chrome	232 x 317	0,91		009912 10 00	129
	Soap dish frosted glass chrome, glass shelf left	135 x 120	0,7		009917 10 00	56
	Soap dish frosted glass chrome, glass shelf right	135 x 120	0,7		009918 10 00	56
	Soap dispenser wall mounted, frosted glass chrome	69 x 145	0,5		009916 10 00	151
	Glass holder frosted glass chrome, glass left	115 x 102	0,6		009919 10 00	54
	Glass holder frosted glass chrome, glass right	115 x 102	0,6		009920 10 00	54
	Towel hook chrome	16 x 55	0,1		009904 10 00	14
	Towel ring chrome	169 x 66	0,38		009921 10 00	37
	Towel rail two swivelling arms chrome	48 x 447	0,9		009922 10 00	77
	Bath towel rail chrome	845 x 80	0,8		009923 10 00	72
	Bath towel rail chrome	645 x 80	0,7		009924 10 00	67
	Towel shelf chrome	650 x 220	1,6		009925 10 00	191





D-Code Design by Duravit

	Description	mm	kg	Qty.	Model-No.	Euro
	Bathtub handle chrome	298 x 110	0,7		009914 10 00	49
	Paper holder chrome	165 x 66	0,4		009926 10 00	46
	Spare paper holder chrome	60 x 95	0,3		009915 10 00	34
	Brush set wall mounted, frosted glass chrome	154 x 124	1,3		009927 10 00	61
	Brush set floor standing chrome	89 x 385	0,9		009928 10 00	82











Karree Design by Duravit

	Description	mm	kg	Qty.	Model-No.	Euro
	Cosmetic mirror 3 times magnifier chrome	232 x 317	0,9		009912 10 00	129
	Soap dish frosted glass chrome	115 x 122	0,8		009952 10 00	98
	Soap basket chrome	140 x 120	0,7		009953 10 00	92
	Soap dispenser wall mounted, frosted glass chrome	70 x 124	1,0		009954 10 00	215
	Glass shelf frosted glass chrome	600 x 112	1,5		009950 10 00	141
	Glass holder frosted glass chrome	70 x 100	0,8		009951 10 00	85
	Towel ring chrome	200 x 60	0,7		009961 10 00	85
	Towel hook chrome	16 x 55	0,1		009904 10 00	14
	Towel rail two swivelling arms chrome	68 x 450	0,7		009958 10 00	111
	Bath towel rail chrome	668 x 70	0,7		009959 10 00	117
	Bath towel rail chrome	868 x 70	0,8		009960 10 00	141
	Towel shelf chrome	668 x 240	1,5		009962 10 00	307







Karree Design by Duravit

	Description	mm	kg	Qty.	Model-No.	Euro
	Bathtub handle chrome	368 x 75	0,8		009963 10 00	92
	Paper holder chrome	138 x 89	0,6		009955 10 00	80
	Spare paper holder chrome	68 x 77	0,3		009956 10 00	61
	Brush set wall mounted, frosted glass chrome	96 x 126	1,5		009957 10 00	96

Starck T Design by Philippe Starck

	Description	mm	kg	Qty.	Model-No.	Euro
	Soap dish					
	wall mounted, frosted glass					
	chrome	140 x 119	0,28		009933 10 00	119
	black matt	140 x 119	0,28		009933 46 00	133
	Soap dispenser					
	wall mounted, frosted glass					
	chrome	60 x 126	0,75		009935 10 00	218
	black matt	60 x 126	0,75		009935 46 00	241
	Glass holder					
	wall mounted, frosted glass					
	chrome	65 x 98	0,6		009931 10 00	104
	black matt	65 x 98	0,6		009931 46 00	114
	Towel hook					
	chrome	50 x 73	0,21		009929 10 00	34
	black matt	50 x 73	0,21		009929 46 00	38
	Towel hook double					
	chrome	60 x 76	0,21		009930 10 00	47
	black matt	60 x 76	0,21		009930 46 00	52
	Towel ring					
	chrome	210 x 73	0,24		009947 10 00	109
	black matt	210 x 73	0,24		009947 46 00	120
	Towel rail					
	two swivelling arms					
	chrome	50 x 465	0,41		009941 10 00	136
	black matt	50 x 465	0,41		009941 46 00	149
	Bath towel rail					
	chrome	610 x 73	0,3		009942 10 00	141
	black matt	610 x 73	0,3		009942 46 00	154
	Bath towel rail					
	chrome	810 x 73	0,33		009943 10 00	169
	black matt	810 x 73	0,33		009943 46 00	188
	Towel shelf					
	chrome	610 x 232	1,34		009944 10 00	369
	black matt	610 x 232	1,34		009944 46 00	406

Starck T Design by Philippe Starck

	Description	mm	kg	Qty.	Model-No.	Euro
	Paper holder					
	sidewise					
	chrome	152 x 76	0,2		009937 10 00	62
	black matt	152 x 76	0,2		009937 46 00	68
	Paper holder with cover					
	chrome	125 x 83	0,4		009940 10 00	99
	black matt	125 x 83	0,4		009940 46 00	109
	Paper holder double					
	chrome	255 x 76	0,24		009938 10 00	62
	black matt	255 x 76	0,24		009938 46 00	68
	Spare paper holder					
	chrome	50 x 73	0,18		009939 10 00	62
	black matt	50 x 73	0,18		009939 46 00	68
	Brush set					
	floor standing					
	chrome	80 x 80	1,22		009945 10 00	141
	black matt	80 x 80	1,22		009945 46 00	155
	Brush set					
	wall mounted					
	chrome	80 x 118	1,1		009946 10 00	119
	black matt	80 x 118	1,1		009946 46 00	133

DuraSystem®	
DuraSystem® Installation elemets	284
DuraSystem® Actuator plates	300
DuraSystem® Accessories	307

Important indications DuraSystem®

1. Additions / New series and models

Series	Remark	Availability
DuraSystem	Toilet frame # WD1011 - WD1020	May 2021
	Washbasin frame # WD2004 - WD2006	May 2021
	Urinal frame # WD3003 - WD3004	May 2021
	Bidet frame # WD4002	May 2021
	Accessories # WD6012 - WD6016	May 2021

2. Order number

When ordering please make sure that you use the correct model numbers.

W D 5 0 0 3 0 1 2 0 0 0

Modell	Colour	Material							

3. Dimensioning / Weights

The indicated dimensions in mm always refer to width x height. Mentioned weights are net.

4. Tolerances

All drawings are showing the necessary dimensions in mm with standard tolerances. They are without obligation as proper dimensions can be taken from finished products only.

5. Preinstallation sheets


Please note the preinstallation sheets of our products. That can be downloaded from our internet website www.duravit.com or pro.duravit.com.

DuraSystem® product information

Actuator plates for toilet frame

The DuraSystem® actuator plates are consequent in design and with a sophisticated look, available as A1(mechanical) and A2 (electronical) version, either in the design surfaces glass or high-quality plastic.

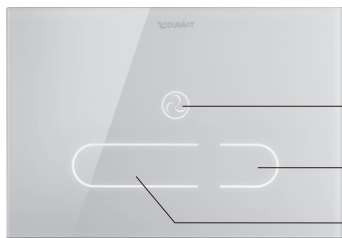
Actuator plate A1



small flush approx. 3,0l
(setting range: from 3,0l)
full flush approx. 6,0l
(setting range: approx. 4,5l - 7l)

The A1 actuator plates for toilets in plastic white or plastic chrome high-gloss can be mounted either flush (except wet installation and elements with reduced height) or on the surface. For flush mounting a special mounting frame is required (order separately). For all other models, the actuating plate is classically mounted on the surface. Actuator plate A1 in design surface glass not available for elements with reduced height.

Actuator plate A2



Odor extraction
small flush approx. 3,0l
(setting range: approx. 3l - 4l)
full flush approx. 6,0l
(setting range: approx. 4l - 7l)

The characteristic feature of the actuator plate A2 for toilet is the infrared proximity electronic. In inactive status, the actuator plate is not illuminated (except for activated nightlight). When approaching, the symbols begin to light up. The detection zone of the user identification is adjustable on local conditions.

Basic functions

Manual operation

The basic functions - full flush and small flush, odor extraction - could be triggered directly by the symbols on the actuator plate. The function odor extraction is only available in combination with toilet frame # WD1014 000 000.

Odor extraction

Fresh air is provided by the toilet frame with a quiet fan: unpleasant odors are extracted directly over the flushing pipe out of the toilet, before they can spread. The system works silently without a filter. The odor extraction can be activated manual or automatic by person identification.

Touchless operation

From approx. 1 cm in front of the actuator plate, the basic functions can be activated without contact. This will avoid fingerprints on the actuator plate.

Settings via remote control

- Flush volume: full flush or small flush
- Auto flush: activating/deactivating
- Hygienic flush: starting time, number of flush packages, flushing interval
- Odor extraction: automatic/manual, follow-up time, fan speed
- Nightlight: activating/deactivating
- Locking function: activating/deactivating
- Detection zones: adjust the detection zone
- Reset: reset the settings made to factory settings

Protection and Safety

The emergency power supply is activated in the event of a failure of the main power supply. Various functions are automatically deactivated to reduce the required power.

Additional functions

Auto flush

If the user leaves the toilet without flushing the toilet, a full flush will be started automatically.

Hygienic flush

To avoid stagnated water in the pipe system, the toilet will be flushed automatically in regular intervals by non-use of the toilet.

Nightlight

For orientation with a low ambient brightness level all symbols are permanent illuminated. Depending on the ambient brightness level the nightlight function automatically switches on or off.

Cleaning function

To avoid false triggering during the cleaning process, the actuator plate can be locked for 2 minutes by using a key combination.

Locking function

Prevents children from playing on the actuator plate and the consequential high water consumption. By triggering the actuator plate too often in a short distance, the symbols disappear for 2 minutes, and the functions are locked for that period.

DuraSystem® product information

Actuator plates for urinal frames

All urinal actuator plates are surface mounted, that means that the actuator plate rests on the tile.

Actuator plate A1



manual flushing operation

The urinal actuator plates A1 are available in plastic chrome highgloss, plastic white or glass white.

Actuator plate A2



Infrared proximity sensor

The actuator plates A2 with infrared proximity electronic are available in zinc diecasting white or chrome highgloss, as battery or mains operation.

Infrared proximity electronic

Approaching people are detected by infrared sensor. After a certain residence time, a flush will be triggered automatically.

Setting membrane keypad

On the back of the actuator plate is a membrane keyboard. With the membrane keyboard, the basic functions can be set and be adjusted, as well as the electronics can be reset to the factory settings.

Setting remote control

All basic and additional functions can be set via supplied remote controlled.

Protection and safety

A locking screw secures the actuator plate at the installation site and provides more security in public areas.

Basic functions

Main flush

If a user leaves the detection zone after a certain length of stay, an automatic flush is triggered. Adjustable flush time: 2 - 10 sec.

Pre-flush (not with battery operation*)

In addition to the main flush, a pre-flush can be activated, which is triggered as soon as an user enters the detection zone.

Detection zone

Adjustable detection zone: approx. 40 - 100 cm

Reset

With the reset-function the settings could be reset to the factory settings.

Additional functions

Dynamic flush volume

At a higher user frequency, the flushing time of the main flush will automatically be reduced and minimizes the water consumption.

Hygienic flush

To avoid stagnated water in the pipe system, the urinal will be flushed automatically in regular intervals by non-use of the urinal. Flush volume and flush interval are adjustable.

Cleaning function (not with battery operation *)














Forced interruption of the main flush to clean the urinal or for action of a cleaning product.









Cleaning flush (not on battery operation *)

Triggering a forced flush to clean the urinal from cleaning products.

* Reduced functionality of actuator plates with battery operation to conserve battery capacity

DuraSystem® product information

Toilet frames	Standard Basic				Standard		
							
	115 cm	99 cm	84 cm	for wet installation	115 cm	99 cm	84 cm
SensoWash® ready	-	-	-	-	●	●	●
Mounting accessories for single installation part of the scope of delivery	-	-	-	-	●	●	●
Odor extraction	-	-	-	-	-	-	-
Hygienic flush***	optional	optional	optional	optional	optional	optional	optional
Actuator plates for toilet	A1 (mechanical)				A1 (mechanical)		
				**			
surface-mounted	●	●	●	●	●	●	●
flush-mounted (only high-quality plastic)	●*	-	-	-	●*	-	-

Toilet frames	Standard Plus	Premium	Premium Plus
			
	for manual odor extraction	for integrated hygienic flush	for odor extraction and integrated hygienic flush
SensoWash® ready	●	●	●
Odor extraction	●	-	●
Hygienic flush	-	●	●
Actuator plates for toilet	A1 (mechanical)		A2 (electronical)
			
			
surface-mounted	●	●	●
flush-mounted (only high-quality plastic)	●*	-	-

* only in combination with the flush-mounted installation frame # WD6001 / ** Design surface glass not available for elements with reduced height 99 cm and 84 cm / *** only possible with front actuation

DuraSystem® product information








Urinal frames







standard



for concealed flushing valve

Actuator plates for urinals	A1 (mechanical)			A2 (electronical)			
				battery operation		mains operation	
							
Plastic white	Plastic chrome highgloss	Glass white	Zinc diecasting white	Zinc diecasting chrome highgloss	Zinc diecasting white	Zinc diecasting chrome highgloss	
surface-mounted	●	●	●	●	●	●	●
Hygienic flush	-	-	-	●	●	●	●


DuraSystem® product information

further frames	Washbasin			Bidet
	 <p style="text-align: center;">standard</p>	 <p style="text-align: center;">special</p>	 <p style="text-align: center;">for wall-mounted faucet</p>	
For washbasins with siphon cover	●	●	●	
For washbasins with pedestal	-	●	●	
Compatibility washbasin	standard mounting dimension	different mounting heights/-width	in combination with wall-mounted faucet	
Continuously adjustable traverses	●	●	●	
Distance water connection	80 mm - 150 mm	80 mm - 290 mm	50 mm - 290 mm	
Mounting distance ceramic	Threaded rods 280 mm / 150 mm - 240 mm	Hanger bolts 50 mm - 330 mm possible	Hanger bolts 50 mm - 330 mm possible	
Metal traverse adjustable mounting dimension	●	-	-	
Wooden traverse for flexible positioning of the hanger bolts	-	●	●	
Installation notes	Please check in advance the compatibility of the washbasin with the technical drawing. Due to the furniture diversification - for combinations of a washbasin frames with a furniture, e.g. vanity unit, a suitable mounting option must be found by the customer.			

DuraSystem® product information

DuraSystem® installation systems provide reliable concealed solutions for toilet ceramics with a projection of ≤ 625 mm, urinal, washbasin and bidet and can be used in private as well as in public areas.

With DuraSystem®, sanitary facilities can be installed in all common installation situations, whether drywall in single installation in front of a solid wall or lightweight construction as well as in wet installation. Pre-assembled installation elements ensure a fast, safe and economical installation.



Center marker

Marking on the frame simplifies the alignment of the frame (not for elements with reduced height).

Metre tear

Marking on the frame simplifies the alignment of the frame. (not for elements with reduced height)

Service opening

Tool-free mounting of the transparent service opening plate for an inside view of the cistern interior and a easy access to components.

Odor extraction

Installed fan for odor extraction (only for # WD1012 000 000 and # WD1014 000 000)

Cistern

CE tested in accordance with EN14055, insulated against condensation, marking of filling height, dual flush technology, Requirements of the leading standards of noise protection DIN 4109 and VDI 4100 can be achieved (in combination with noise reduction set # WD6015 000 000), adjustable flush volume, mechanically via drain valve or electronically via remote control (# WD1013 und WD1014), factory setting approx. 6l / 3l. maximum flush volume 9l, adjustable throttle for splashfree flushing, due to the toilet geometry adapted flushing capacity

SensoWash® ready: Frame is prepared for connection of a shower toilet seat (not for basic elements)

Frame

Pre-installed powder-coated frame, self-supporting for drywall construction

Recommendation plating

easy panelling with 2 x 12,5 mm plasterboards

Feet

Adjustable in height from 0 to 240 mm, rotatable base plate for flexible floor mounting and fixed position

DuraSystem® product information

Noise reduction sets for installation elements



Nowadays noise is almost everywhere and restricts often the people's quality of living. The reduction of noise levels and the prevention of acoustic sound increase the wellbeing provably.

For several years, Duravit attends to noise reduction and offers noise reduction sets for installation elements. Consequently noise emissions in the bathroom can be significantly reduced. By using one of Duravit's noise reduction sets, a lot of requirements of the leading standards of noise protection (DIN 4109, VDI 4100 SSt III and SIA 181) can be achieved. This is also guaranteed by the Fraunhofer Institute of Construction Physics, Stuttgart, that verified Duravit's results.

The tested products were always installed with the related fittings being mentioned in the mounting instructions. In addition, Duravit noise reduction sets were installed as indicated in the table.

The following table shows the test results of the noise reduction measurements.

Boxes marked with "Yes" indicate compliance with the highest requirements for noise reduction. Exceptions are marked accordingly.

Installation	Tested installation elements	Standard fulfilled?			Noise reduction set necessary?
		DIN 4109	VDI 4100 Sst III	SIA 181	
Drywall installation in light-weight construction 	Bidet frame	Yes	Yes	Yes	Yes, # WD60015 000 000 + suitable noise reduction set for the respective ceramic product
	Urinal frame battery operation	Yes	Yes	Yes	
	Urinal frame mains operation	Yes	Yes	Yes	
	Washbasin frame	Yes	Yes	Yes ¹⁾	
	Toilet frame (mechanical)	Yes	Yes	Yes	
	Toilet frame (electronical)	Yes	Yes	Yes	
Drywall installation in front of a solid wall 	Bidet frame	Yes	Yes	Yes	
	Urinal frame battery operation	Yes ²⁾	Yes ³⁾	Yes	
	Urinal frame mains operation	Yes	Yes	Yes	
	Washbasin frame	Yes	Yes	Yes ⁴⁾	
	Toilet frame (mechanical)	Yes	Yes	Yes	
	Toilet frame (electronical)	Yes	Yes	Yes	

¹⁾ In an apartment building with a ceiling thickness of 22 respectively 27 cm and the ground floor room is an own unit and there are basement floor rooms with low (UG front) respectively medium (UG rear) sensitivity to noise (e.g. bathroom above bathroom).

²⁾ Minimum requirements fulfilled

³⁾ Noise reduction level SSt II fulfilled.

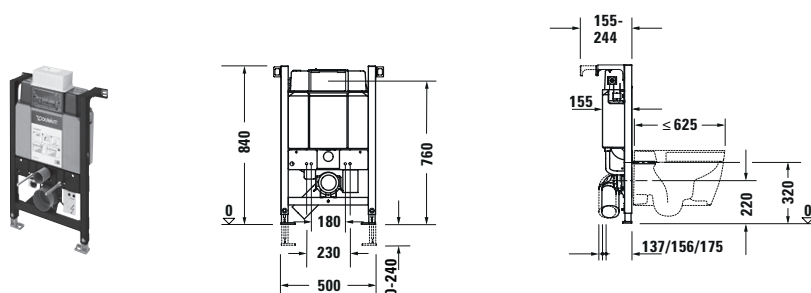
⁴⁾ In an apartment building with a ceiling thickness of 24 cm and the ground floor room is an own unit and there are basement floor rooms with low (UG front) and medium (UG rear) sensitivity to noise (e.g. bathroom above bathroom).

DuraSystem® product information

Old Model-No.	New Model-No.	
# WD1001 000 000	# WD1011 000 000	Toilet frame, standard
# WD1002 000 000	# WD1012 000 000	Toilet frame, manual odor extraction
# WD1003 000 000	# WD1013 000 000	Toilet frame, integrated hygienic flush
# WD1004 000 000	# WD1014 000 000	Toilet frame, odor extraction, hygienic flush
# WD1005 000 000	# WD1015 000 000	Toilet frame, for wet installation
# WD1006 000 000	# WD1016 000 000	Toilet frame, standard 84 cm
# WD1007 000 000	# WD1017 000 000	Toilet frame, Basic 84 cm
# WD1008 000 000	# WD1018 000 000	Toilet frame, standard 99 cm
# WD1009 000 000	# WD1019 000 000	Toilet frame, Basic 99 cm
# WD1010 000 000	# WD1020 000 000	Toilet frame, Basic
# WD2001 000 000	# WD2004 000 000	Washbasin frame, standard
# WD2002 000 000	# WD2005 000 000	Washbasin frame, special
# WD2003 000 000	# WD2006 000 000	Washbasin frame, for wall-mounted faucet
# WD3001 000 000	# WD3003 000 000	Urinal frame, standard
# WD3002 000 000	# WD3004 000 000	Urinal frame, for concealed flushing valve
# WD4001 000 000	# WD4002 000 000	Bidet frame
# WD6005 000 000	# WD6012 000 000	Extension set 240 mm
# WD6006 000 000	# WD6013 000 000	Expansion element
# WD6007 000 000	# WD6014 000 000	Support for expansion element
# WD6008 000 000	# WD6015 000 000	Noise reduction set
# WD6011 000 000	# WD6016 000 000	Mounting accessoires for single installation

DuraSystem® Installation frames

Toilet frame, Standard 84 cm

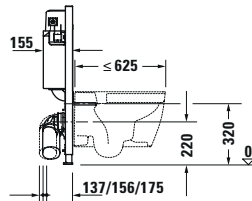
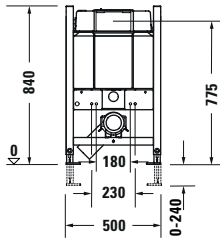


Description	Size mm	Weight kg	Model-No.	Euro
pre-installed toilet frame for wall-mounted toilet self-supporting, for drywall construction, suitable for panelling with plasterboards, powder-coated frame, for WC ceramics with a projection of ≤ 625 mm, adjustable feet 0-240 mm, SensoWash ready, mechanical top or front actuation, tool-free assembly of the transparent service opening plate, Requirements of the leading standards of noise protection DIN 4109 and VDI 4100 can be achieved (in combination with noise reduction set # WD6015 000 000)	500 x 840	12,4	WD1016 000 000	464
Cistern concealed cistern CE tested in accordance with EN 14055, maximum flush volume 9l, marking of filling height, Dual flush technology, adjustable flush volume, insulated against condensation, throttle for adjustment of the flushing flow				
Scope of delivery PE-wall-mounted toilet connection bend DN 90/90, PE-wall-mounted toilet connection set DN 90, wall-mounted toilet fastening set M12, mounting accessoires for lightweight construction, mounting accessoires for single installation, PE-wall-mounted toilet reduction DN 90/110 for outlet bend, 2 cover caps				
Suitable actuator plates Actuator plate A1, for toilet, plastic, white	217 x 146,5	0,3	WD5001 011 000	60
Actuator plate A1, for toilet, plastic, chrome highgloss	217 x 146,5	0,3	WD5001 021 000	102
Suitable accessories Hygienic flush, for battery operation	184 x 102,5	0,3	WD6003 000 000	785
Extension set 240 mm		1,5	WD6012 000 000	85
Noise reduction set	65 x 36	0,2	WD6015 000 000	29
Wall-mounted toilet connection set, elongated, 365 mm		0,8	WD6010 000 000	105
Connecting set, in combination with SensoWash shower toilet seat			100730 000 0	62

Infobox: Hygienic flush only in combination with front actuation possible / Suitable for drywall construction plating with a minimum thickness of 25 mm. / The actuator plate A1 in plastic could be flush-mounted (except wet installation and elements with reduced height). For the flush-mounted installation the installation frame #WD6001 011 000 (white) or #WD6001 021 000 (chrome highgloss) must be ordered. / The flush mounted installation frame is needed for the panelling during the installation process. Suitable for drywall construction plating with a minimum thickness of 25 mm.

DuraSystem® Installation frames

Toilet frame, Basic 84 cm

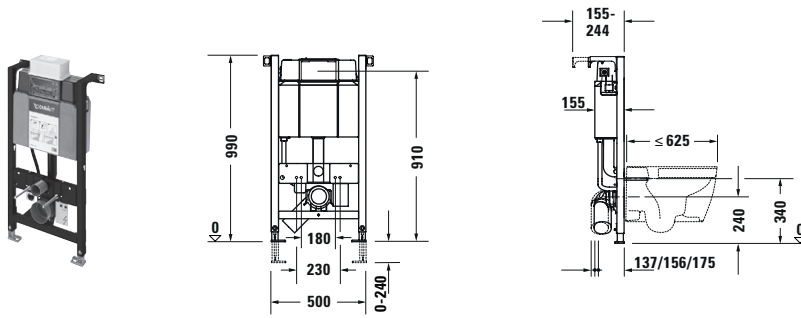


Description	Size mm	Weight kg	Model-No.	Euro
pre-installed toilet frame for wall-mounted toilet self-supporting, for drywall construction, suitable for panelling with plasterboards, powder-coated frame, for WC ceramics with a projection of ≤ 625 mm, adjustable feet 0–240 mm, mechanical top or front actuation, tool-free assembly of the transparent service opening plate, Requirements of the leading standards of noise protection DIN 4109 and VDI 4100 can be achieved (in combination with noise reduction set # WD6015 000 000)	500 x 840	11,9	WD1017 000 000	400
Cistern concealed cistern CE tested in accordance with EN 14055, maximum flush volume 9l, marking of filling height, Dual flush technology, adjustable flush volume, insulated against condensation, throttle for adjustment of the flushing flow				
Scope of delivery PE-wall-mounted toilet connection bend DN 90/90, PE-wall-mounted toilet connection set DN 90, wall-mounted toilet fastening set M12, mounting accessoires for lightweight construction, PE-wall-mounted toilet reduction DN 90/110 for outlet bend, 2 cover caps				
Suitable actuator plates				
Actuator plate A1, for toilet, plastic, white	217 x 146,5	0,3	WD5001 011 000	60
Actuator plate A1, for toilet, plastic, chrome highgloss	217 x 146,5	0,3	WD5001 021 000	102
Suitable accessories				
Hygienic flush, for battery operation	184 x 102,5	0,3	WD6003 000 000	785
Extension set 240 mm		1,5	WD6012 000 000	85
Noise reduction set	65 x 36	0,2	WD6015 000 000	29
Wall-mounted toilet connection set, elongated, 365 mm		0,8	WD6010 000 000	105
Mounting accessoires for single installation	68 x 78	0,9	WD6016 000 000	31
Pre-installation kit, in combination with SensoWash			005072 000 0	57

Infobox: Hygienic flush only in combination with front actuation possible / Suitable for drywall construction plating with a minimum thickness of 25 mm. / The actuator plate A1 in plastic could be flush-mounted (except wet installation and elements with reduced height). For the flush-mounted installation the installation frame #WD6001 011 000 (white) or #WD6001 021 000 (chrome highgloss) must be ordered. / # 005072 necessary during bare brickwork / The flush mounted installation frame is needed for the panelling during the installation process. Suitable for drywall construction plating with a minimum thickness of 25 mm.

DuraSystem® Installation frames

Toilet frame, Standard 99 cm

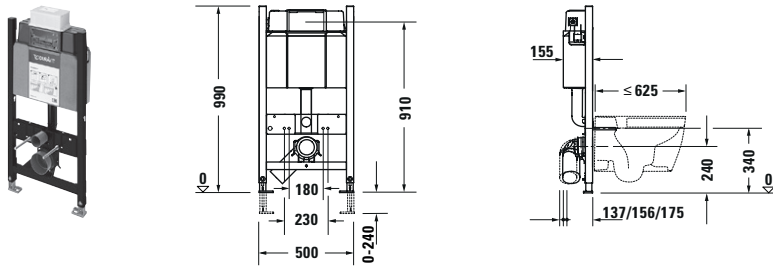


Description	Size mm	Weight kg	Model-No.	Euro
pre-installed toilet frame for wall-mounted toilet self-supporting, for drywall construction, suitable for panelling with plasterboards, powder-coated frame, for WC ceramics with a projection of ≤ 625 mm, adjustable feet 0-240 mm, SensoWash ready, mechanical top or front actuation, tool-free assembly of the transparent service opening plate, Requirements of the leading standards of noise protection DIN 4109 and VDI 4100 can be achieved (in combination with noise reduction set # WD6015 000 000)	500 x 990	13,4	WD1018 000 000	465
Cistern concealed cistern CE tested in accordance with EN 14055, maximum flush volume 9l, marking of filling height, Dual flush technology, adjustable flush volume, insulated against condensation, throttle for adjustment of the flushing flow				
Scope of delivery PE-wall-mounted toilet connection bend DN 90/90, PE-wall-mounted toilet connection set DN 90, wall-mounted toilet fastening set M12, mounting accessoires for lightweight construction, mounting accessoires for single installation, PE-wall-mounted toilet reduction DN 90/110 for outlet bend, 2 cover caps-				
Suitable actuator plates				
Actuator plate A1, for toilet, plastic, white	217 x 146,5	0,3	WD5001 011 000	60
Actuator plate A1, for toilet, plastic, chrome highgloss	217 x 146,5	0,3	WD5001 021 000	102
Suitable accessories				
Hygienic flush, for battery operation	184 x 102,5	0,3	WD6003 000 000	785
Extension set 240 mm		1,5	WD6012 000 000	85
Noise reduction set	65 x 36	0,2	WD6015 000 000	29
Wall-mounted toilet connection set, elongated, 365 mm		0,8	WD6010 000 000	105
Connecting set, in combination with SensoWash shower toilet seat			100730 000 0	62

Infobox: Hygienic flush only in combination with front actuation possible / Suitable for drywall construction plating with a minimum thickness of 25 mm. / The actuator plate A1 in plastic could be flush-mounted (except wet installation and elements with reduced height). For the flush-mounted installation the installation frame #WD6001 011 000 (white) or #WD6001 021 000 (chrome highgloss) must be ordered. / The flush mounted installation frame is needed for the panelling during the installation process. Suitable for drywall construction plating with a minimum thickness of 25 mm.

DuraSystem® Installation frames

Toilet frame, Basic 99 cm

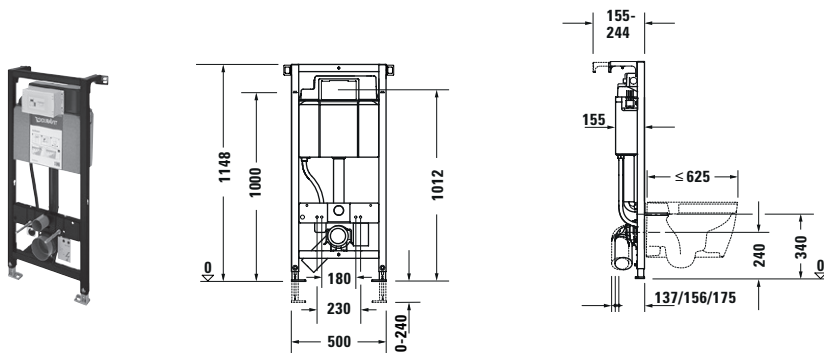


Description	Size mm	Weight kg	Model-No.	Euro
pre-installed toilet frame for wall-mounted toilet self-supporting, for drywall construction, suitable for panelling with plasterboards, powder-coated frame, for WC ceramics with a projection of ≤ 625 mm, adjustable feet 0-240 mm, mechanical top or front actuation, tool-free assembly of the transparent service opening plate, Requirements of the leading standards of noise protection DIN 4109 and VDI 4100 can be achieved (in combination with noise reduction set # WD6015 000 000)	500 x 990	12,9	WD1019 000 000	398
Cistern concealed cistern CE tested in accordance with EN 14055, maximum flush volume 9l, marking of filling height, Dual flush technology, adjustable flush volume, insulated against condensation, throttle for adjustment of the flushing flow				
Scope of delivery PE-wall-mounted toilet connection bend DN 90/90, PE-wall-mounted toilet connection set DN 90, wall-mounted toilet fastening set M12, mounting accessoires for lightweight construction, PE-wall-mounted toilet reduction DN 90/110 for outlet bend, 2 cover caps				
Suitable actuator plates Actuator plate A1, for toilet, plastic, white	217 x 146,5	0,3	WD5001 011 000	60
Actuator plate A1, for toilet, plastic, chrome highgloss	217 x 146,5	0,3	WD5001 021 000	102
Suitable accessories Hygienic flush, for battery operation	184 x 102,5	0,3	WD6003 000 000	785
Extension set 240 mm		1,5	WD6012 000 000	85
Noise reduction set	65 x 36	0,2	WD6015 000 000	29
Wall-mounted toilet connection set, elongated, 365 mm		0,8	WD6010 000 000	105
Mounting accessoires for single installation	68 x 78	0,9	WD6016 000 000	31
Pre-installation kit, in combination with SensoWash			005072 000 0	57

Infobox: Hygienic flush only in combination with front actuation possible / Suitable for drywall construction plating with a minimum thickness of 25 mm. / The actuator plate A1 in plastic could be flush-mounted (except wet installation and elements with reduced height). For the flush-mounted installation the installation frame #WD6001 011 000 (white) or #WD6001 021 000 (chrome highgloss) must be ordered. / # 005072 necessary during bare brickwork / The flush mounted installation frame is needed for the panelling during the installation process. Suitable for drywall construction plating with a minimum thickness of 25 mm.

DuraSystem® Installation frames

Toilet frame, standard

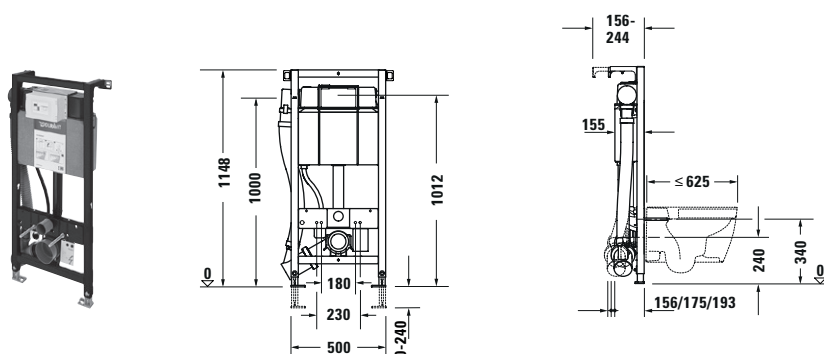


Description	Size mm	Weight kg	Model-No.	Euro
pre-installed toilet frame for wall-mounted toilet self-supporting, for drywall construction, suitable for panelling with plasterboards, powder-coated frame, for WC ceramics with a projection of ≤ 625 mm, adjustable feet 0–240 mm, SensoWash ready, mechanical front actuation, flattening for optimal access of press tools, metre tear and center marker, tool-free assembly of the transparent service opening plate, Requirements of the leading standards of noise protection DIN 4109 and VDI 4100 can be achieved (in combination with noise reduction set # WD6015 000 000)	500 x 1148		WD1011 000 000	391
Cistern concealed cistern CE tested in accordance with EN 14055, maximum flush volume 9l, marking of filling height, Dual flush technology, adjustable flush volume, insulated against condensation, throttle for adjustment of the flushing flow				
Scope of delivery PE-wall-mounted toilet connection bend DN 90/90, PE-wall-mounted toilet connection set DN 90, wall-mounted toilet fastening set M12, mounting accessories for lightweight construction, mounting accessories for single installation, PE-wall-mounted toilet reduction DN 90/110 for outlet bend, 2 cover caps				
Suitable actuator plates				
Actuator plate A1, for toilet, plastic, white	217 x 146,5	0,3	WD5001 011 000	60
Actuator plate A1, for toilet, plastic, chrome highgloss	217 x 146,5	0,3	WD5001 021 000	102
Actuator plate A1, for toilet, glass white	229,8 x 157	0,7	WD5002 012 000	359
Suitable accessories				
Flush-mounted installation frame, for plastic, white	224,4 x 154	0,3	WD6001 011 000	158
Flush-mounted installation frame, for plastic, chrome highgloss	224,4 x 154	0,3	WD6001 021 000	203
Hygienic flush, for mains operation	184 x 102,5	0,3	WD6002 000 000	728
Hygienic flush, for battery operation	184 x 102,5	0,3	WD6003 000 000	785
Pre-installation kit, hygienic flush for mains operation		0,4	WD6004 000 000	215
Extension set 240 mm		1,5	WD6012 000 000	85
Noise reduction set	65 x 36	0,2	WD6015 000 000	29
Wall-mounted toilet connection set, elongated, 365 mm		0,8	WD6010 000 000	105
Connecting set, in combination with SensoWash shower toilet seat			100691 000 0	90
Connecting set, in combination with SensoWash Starck f			100731 000 0	62

Infobox: For installation of the hygienic flush for mains operation the pre-installation kit #WD6004 000 000 must be ordered (is needed during the installation process). / Hygienic flush only in combination with front actuation possible / Suitable for drywall construction plating with a minimum thickness of 25 mm. / The actuator plate A1 in plastic could be flush-mounted (except wet installation and elements with reduced height). For the flush-mounted installation the installation frame #WD6001 011 000 (white) or #WD6001 021 000 (chrome highgloss) must be ordered. / The flush mounted installation frame is needed for the panelling during the installation process. Suitable for drywall construction plating with a minimum thickness of 25 mm.

DuraSystem® Installation frames

Toilet frame, manual odor extraction

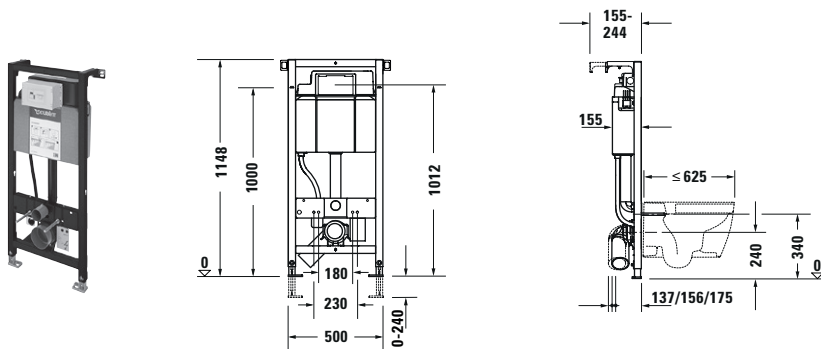


Description	Size mm	Weight kg	Model-No.	Euro
pre-installed toilet frame for wall-mounted toilet self-supporting, for drywall construction, suitable for panelling with plasterboards, powder-coated frame, for WC ceramics with a projection of ≤ 625 mm, adjustable feet 0–240 mm, SensoWash ready, mechanical front actuation, metre tear and center marker, tool-free assembly of the transparent service opening plate, Requirements of the leading standards of noise protection DIN 4109 and VDI 4100 can be achieved (in combination with noise reduction set # WD6015 000 000), odor extraction with integrated fan, fan operation manual, airtight check valve	500 x 1148		WD1012 000 000	1.102
Cistern concealed cistern CE tested in accordance with EN 14055, maximum flush volume 9l, marking of filling height, Dual flush technology, adjustable flush volume, insulated against condensation, throttle for adjustment of the flushing flow				
Scope of delivery pre-installation kit including power supply 100-240 V AC / 24 V DC, PE-wall-mounted toilet connection bend DN 90/90, PE-wall-mounted toilet connection set DN 90, wall-mounted toilet fastening set M12, mounting accessoires for lightweight construction, mounting accessoires for single installation, PE-wall-mounted toilet reduction DN 90/110 for outlet bend, 2 cover caps				
Suitable actuator plates				
Actuator plate A1, for toilet, plastic, white	217 x 146,5	0,3	WD5001 011 000	60
Actuator plate A1, for toilet, plastic, chrome highgloss	217 x 146,5	0,3	WD5001 021 000	102
Actuator plate A1, for toilet, glass white	229,8 x 157	0,7	WD5002 012 000	359
Suitable accessories				
Flush-mounted installation frame, for plastic, white	224,4 x 154	0,3	WD6001 011 000	158
Flush-mounted installation frame, for plastic, chrome highgloss	224,4 x 154	0,3	WD6001 021 000	203
Extension set 240 mm		1,5	WD6012 000 000	85
Noise reduction set	65 x 36	0,2	WD6015 000 000	29
Wall-mounted toilet connection set, elongated, 365 mm		0,8	WD6010 000 000	105
Connecting set, in combination with SensoWash shower toilet seat			100691 000 0	90
Connecting set, in combination with SensoWash Starck f			100731 000 0	62

Infobox: Suitable for drywall construction plating with a minimum thickness of 25 mm. / The actuator plate A1 in plastic could be flush-mounted (except wet installation and elements with reduced height). For the flush-mounted installation the installation frame #WD6001 011 000 (white) or #WD6001 021 000 (chrome highgloss) must be ordered. / Because of the low fan capacity and the relating low exhaust air volume the odor extraction is not a replacement for a room ventilation system as per DIN 18017. The odor extraction can not be combined with the ceramics #254609, #021009, #221509. / The flush mounted installation frame is needed for the panelling during the installation process. Suitable for drywall construction plating with a minimum thickness of 25 mm. / To use the odor extraction of the toilet frame, manual odor extraction a customer installed switch is needed. / Pre-installation kit including power supply is part of the toilet frame.

DuraSystem® Installation frames

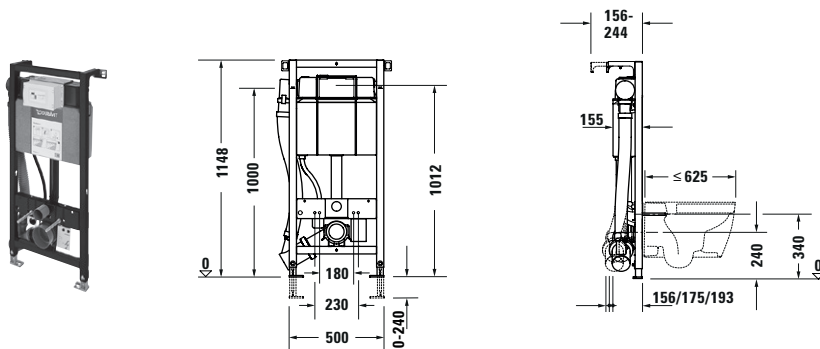
Toilet frame, integrated hygienic flush



Description	Size mm	Weight kg	Model-No.	Euro
<p>pre-installed toilet frame for wall-mounted toilet integrated hygienic flush, self-supporting, for drywall construction, suitable for panelling with plasterboards, powder-coated frame, for WC ceramics with a projection of ≤ 625 mm, adjustable feet 0-240 mm, SensoWash ready, electronical front actuation , flattening for optimal access of press tools, metre tear and center marker, tool-free assembly of the transparent service opening plate, Requirements of the leading standards of noise protection DIN 4109 and VDI 4100 can be achieved (in combination with noise reduction set # WD6015 000 000)</p>	500 x 1148	14,7	WD1013 000 000	780
<p>Cistern concealed cistern CE tested in accordance with EN 14055, maximum flush volume 9l, marking of filling height, Dual flush technology, adjustable flush volume, insulated against condensation, throttle for adjustment of the flushing flow</p>				
<p>Scope of delivery pre-installation kit including power supply 100-240 V AC / 24 V DC, PE-wall-mounted toilet connection bend DN 90/90, PE-wall-mounted toilet connection set DN 90, wall-mounted toilet fastening set M12, mounting accessoires for lightweight construction, mounting accessoires for single installation, PE-wall-mounted toilet reduction DN 90/110 for outlet bend, 2 cover caps</p>				
<p>Suitable actuator plates Actuator plate A2, for toilet, glass white</p>	229,8 x 157	0,9	WD5003 012 000	746
<p>Suitable accessories Extension set 240 mm</p>		1,5	WD6012 000 000	85
Noise reduction set	65 x 36	0,2	WD6015 000 000	29
Wall-mounted toilet connection set, elongated, 365 mm		0,8	WD6010 000 000	105
Connecting set, in combination with SensoWash shower toilet seat			100691 000 0	90
Interface set, in combination with SensoWash Starck f			100729 000 0	99
Connecting set, in combination with SensoWash Starck f			100731 000 0	62
<p>Infobox: Suitable for drywall construction plating with a minimum thickness of 25 mm. / # 100729 necessary during bare brickwork / Pre-installation kit including power supply is part of the toilet frame. / For the electronical actuator plates the detection zone of the user identification is adjustable via remote control.</p>				

DuraSystem® Installation frames

Toilet frame, odor extraction, hygienic flush

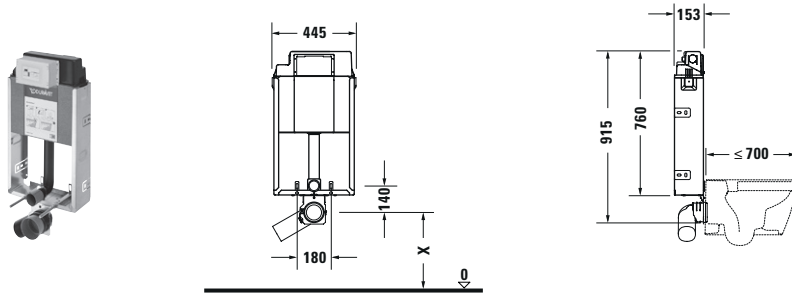


Description	Size mm	Weight kg	Model-No.	Euro
<p>pre-installed toilet frame for wall-mounted toilet integrated hygienic flush, self-supporting, for drywall construction, suitable for panelling with plasterboards, powder-coated frame, for WC ceramics with a projection of ≤ 625 mm, adjustable feet 0–240 mm, SensoWash ready, electrical front actuation, metre tear and center marker, tool-free assembly of the transparent service opening plate, Requirements of the leading standards of noise protection DIN 4109 and VDI 4100 can be achieved (in combination with noise reduction set # WD6015 000 000), odor extraction with integrated fan, fan operation via person identification or manual use of the actuator plate, airtight check valve</p>	500 x 1148	16,0	WD1014 000 000	1.363
<p>Cistern concealed cistern CE tested in accordance with EN 14055, maximum flush volume 9l, marking of filling height, Dual flush technology, adjustable flush volume, insulated against condensation, throttle for adjustment of the flushing flow</p>				
<p>Scope of delivery pre-installation kit including power supply 100-240 V AC / 24 V DC, PE-wall-mounted toilet connection bend DN 90/90, PE-wall-mounted toilet connection set DN 90, wall-mounted toilet fastening set M12, mounting accessories for lightweight construction, mounting accessories for single installation, PE-wall-mounted toilet reduction DN 90/110 for outlet bend, 2 cover caps</p>				
<p>Suitable actuator plates Actuator plate A2, for toilet, glass white</p>	229,8 x 157	0,9	WD5003 012 000	746
<p>Suitable accessories Extension set 240 mm Noise reduction set Wall-mounted toilet connection set, elongated, 365 mm Connecting set, in combination with SensoWash shower toilet seat Interface set, in combination with SensoWash Starck f Connecting set, in combination with SensoWash Starck f</p>				
		1,5	WD6012 000 000	85
	65 x 36	0,2	WD6015 000 000	29
		0,8	WD6010 000 000	105
			100691 000 0	90
			100729 000 0	99
			100731 000 0	62

Infobox: Suitable for drywall construction plating with a minimum thickness of 25 mm. / # 100729 necessary during bare brickwork / Because of the low fan capacity and the relating low exhaust air volume the odor extraction is not a replacement for a room ventilation system as per DIN 18017. The odor extraction can not be combined with the ceramics #254609, #021009, #221509. / Pre-installation kit including power supply is part of the toilet frame. / For the electrical actuator plates the detection zone of the user identification is adjustable via remote control.

DuraSystem® Installation frames

Toilet frame, for wet installation

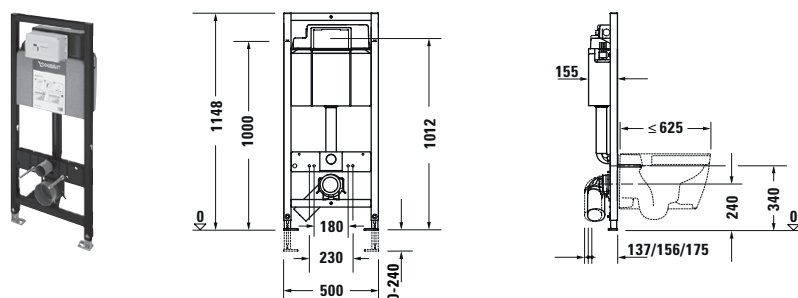


Description	Size mm	Weight kg	Model-No.	Euro
pre-installed toilet frame for wall-mounted toilet flattening for optimal access of press tools, tool-free assembly of the transparent service opening plate, to wall-in or bricking up, galvanized slit strip, mechanical front actuation	445 x 915	6,7	WD1015 000 000	300
Cistern concealed cistern CE tested in accordance with EN 14055, maximum flush volume 9l, marking of filling height, Dual flush technology, adjustable flush volume, insulated against condensation, throttle for adjustment of the flushing flow				
Scope of delivery PE-wall-mounted toilet connection bend DN 90/90, PE-wall-mounted toilet connection set DN 90, wall-mounted toilet fastening set M12, PE-wall-mounted toilet reduction DN 90/110 for outlet bend, 2 cover caps				
Suitable actuator plates				
Actuator plate A1, for toilet, plastic, white	217 x 146,5	0,3	WD5001 011 000	60
Actuator plate A1, for toilet, plastic, chrome highgloss	217 x 146,5	0,3	WD5001 021 000	102
Actuator plate A1, for toilet, glass white	229,8 x 157	0,7	WD5002 012 000	359
Suitable accessories				
Hygienic flush, for mains operation	184 x 102,5	0,3	WD6002 000 000	728
Hygienic flush, for battery operation	184 x 102,5	0,3	WD6003 000 000	785
Pre-installation kit, hygienic flush for mains operation		0,4	WD6004 000 000	215
Wall-mounted toilet connection set, elongated, 365 mm		0,8	WD6010 000 000	105

Infobox: For installation of the hygienic flush for mains operation the pre-installation kit #WD6004 000 000 must be ordered (is needed during the installation process). / Hygienic flush only in combination with front actuation possible / Suitable for drywall construction plating with a minimum thickness of 25 mm. / The actuator plate A1 in plastic could be flush-mounted (except wet installation and elements with reduced height). For the flush-mounted installation the installation frame #WD6001 011 000 (white) or #WD6001 021 000 (chrome highgloss) must be ordered. / The flush mounted installation frame is needed for the panelling during the installation process. Suitable for drywall construction plating with a minimum thickness of 25 mm.

DuraSystem® Installation frames

Toilet frame, Basic

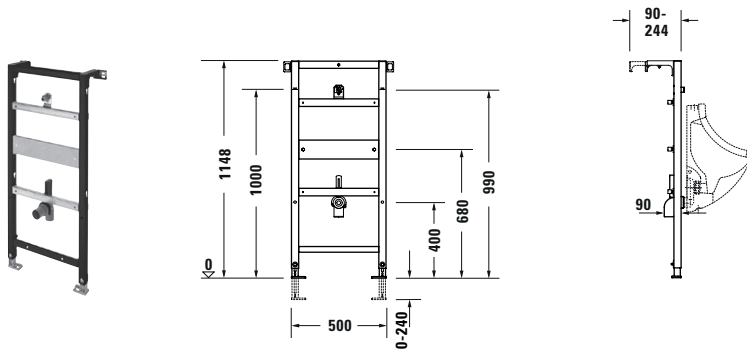


Description	Size mm	Weight kg	Model-No.	Euro
pre-installed toilet frame for wall-mounted toilet self-supporting, for drywall construction, suitable for panelling with plasterboards, powder-coated frame, for WC ceramics with a projection of ≤ 625 mm, adjustable feet 0–240 mm, mechanical front actuation, flattening for optimal access of press tools, metre tear and center marker, tool-free assembly of the transparent service opening plate, Requirements of the leading standards of noise protection DIN 4109 and VDI 4100 can be achieved (in combination with noise reduction set # WD6015 000 000)	500 x 1148	14,4	WD1020 000 000	313
Cistern concealed cistern CE tested in accordance with EN 14055, maximum flush volume 9l, marking of filling height, Dual flush technology, adjustable flush volume, insulated against condensation, throttle for adjustment of the flushing flow				
Scope of delivery PE-wall-mounted toilet connection bend DN 90/90, PE-wall-mounted toilet connection set DN 90, wall-mounted toilet fastening set M12, mounting accessories for lightweight construction, PE-wall-mounted toilet reduction DN 90/110 for outlet bend, 2 cover caps				
Suitable actuator plates				
Actuator plate A1, for toilet, plastic, white	217 x 146,5	0,3	WD5001 011 000	60
Actuator plate A1, for toilet, plastic, chrome highgloss	217 x 146,5	0,3	WD5001 021 000	102
Actuator plate A1, for toilet, glass white	229,8 x 157	0,7	WD5002 012 000	359
Suitable accessories				
Flush-mounted installation frame, for plastic, white	224,4 x 154	0,3	WD6001 011 000	158
Flush-mounted installation frame, for plastic, chrome highgloss	224,4 x 154	0,3	WD6001 021 000	203
Hygienic flush, for mains operation	184 x 102,5	0,3	WD6002 000 000	728
Hygienic flush, for battery operation	184 x 102,5	0,3	WD6003 000 000	785
Pre-installation kit, hygienic flush for mains operation		0,4	WD6004 000 000	215
Extension set 240 mm		1,5	WD6012 000 000	85
Noise reduction set	65 x 36	0,2	WD6015 000 000	29
Wall-mounted toilet connection set, elongated, 365 mm		0,8	WD6010 000 000	105
Mounting accessories for single installation	68 x 78	0,9	WD6016 000 000	31
Pre-installation kit, in combination with SensoWash			005072 000 0	57

Infobox: For installation of the hygienic flush for mains operation the pre-installation kit #WD6004 000 000 must be ordered (is needed during the installation process). / Hygienic flush only in combination with front actuation possible / Suitable for drywall construction plating with a minimum thickness of 25 mm. / The actuator plate A1 in plastic could be flush-mounted (except wet installation and elements with reduced height). For the flush-mounted installation the installation frame #WD6001 011 000 (white) or #WD6001 021 000 (chrome highgloss) must be ordered. / # 005072 necessary during bare brickwork / The flush mounted installation frame is needed for the panelling during the installation process. Suitable for dry-wall construction plating with a minimum thickness of 25 mm.

DuraSystem® Installation frames

Urinal frame, standard

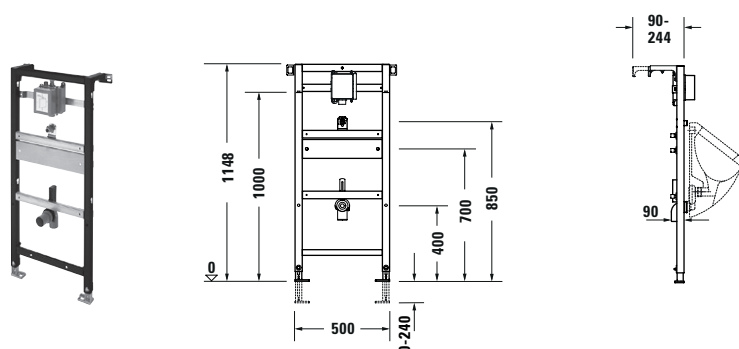


Description	Size mm	Weight kg	Model-No.	Euro
<p>pre-installed urinal frame for dry urinals , urinal for exposed flushing valves or urinals with integrated sensor control, wooden traverse for flexible ceramic mounting, self-supporting, for drywall construction, suitable for panelling with plasterboards, powder-coated frame, adjustable feet 0–240 mm, metre tear and center marker, Requirements of the leading standards of noise protection DIN 4109 and VDI 4100 can be achieved (in combination with noise reduction set # WD6015 000 000), suitable for mechanical/electronic exposed flushing valves, traverses tool-free adjustable in height</p>	500 x 1148	9,5	WD3003 000 000	274
<p>Scope of delivery hanger bolts M8, pan head screws 5,0 x 16 mm, sound insulated elbow tap connector G1/2, drain pipe clip DN 50, HT-connection bend DN 50, mounting bracket for DuraStyle urinal, mounting accessoires for lightweight construction, mounting accessoires for single installation, 2 cover caps</p>				
<p>Suitable accessories</p>				
Extension set 240 mm		1,5	WD6012 000 000	85
Noise reduction set	65 x 36	0,2	WD6015 000 000	29

Infobox: Suitable for drywall construction plating with a minimum thickness of 25 mm.

DuraSystem® Installation frames

Urinal frame, for concealed flushing valve

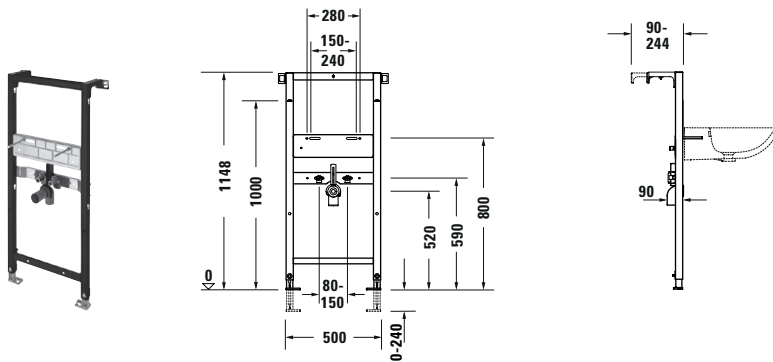


Description	Size mm	Weight kg	Model-No.	Euro
<p>pre-installed urinal frame</p> <p>for urinals with water connection from behind, wooden traverse for flexible ceramic mounting, traverse with flush-mounted-plastic housing and quick fitting, self-supporting, for drywall construction, suitable for panelling with plasterboards, powder-coated frame, adjustable feet 0–240 mm, metre tear and center marker, Requirements of the leading standards of noise protection DIN 4109 and VDI 4100 can be achieved (in combination with noise reduction set # WD6015 000 000), suitable for mechanical/electrical actuator plates, traverses tool-free adjustable in height, Flush-mounted-plastic housing, universal plastic housing for urinal flushing control including protective cover, mains terminal 100-240 V AC 50/60 Hz</p>	500 x 1148	9,3	WD3004 000 000	443
<p>Scope of delivery</p> <p>hanger bolts M8, sound insulated elbow tap connector G1/2, drain pipe clip DN 50, HT-connection bend DN 50, mounting accessoires for lightweight construction, mounting accessoires for single installation, reinforced hose R1/2, inlet connector G1/2 A with lip seal, 2 cover caps</p>				
<p>Suitable actuator plates</p> <p>Actuator plate A1, for urinal, plastic, white</p> <p>Actuator plate A1, for urinal, plastic, chrome highgloss</p> <p>Actuator plate A1, for urinal, glass white</p> <p>Actuator plate A2, battery operation, for urinal, zinc diecasting, white</p> <p>Actuator plate A2, battery operation, for urinal, zinc diecasting, chrome highgloss</p> <p>Actuator plate A2, mains operation, for urinal, zinc diecasting, white</p> <p>Actuator plate A2, mains operation, for urinal, zinc diecasting, chrome highgloss</p>	<p>130 x 150</p> <p>130 x 150</p> <p>140,5 x 157</p> <p>130 x 150</p> <p>130 x 150</p> <p>130 x 150</p> <p>130 x 150</p>	<p>0,6</p> <p>0,6</p> <p>0,7</p> <p>0,8</p> <p>0,8</p> <p>0,9</p> <p>0,9</p>	<p>WD5004 011 000</p> <p>WD5004 021 000</p> <p>WD5005 012 000</p> <p>WD5006 013 000</p> <p>WD5006 023 000</p> <p>WD5007 013 000</p> <p>WD5007 023 000</p>	<p>232</p> <p>245</p> <p>490</p> <p>929</p> <p>945</p> <p>937</p> <p>955</p>
<p>Suitable accessories</p> <p>Extension set 240 mm</p> <p>Noise reduction set</p>	<p></p> <p>65 x 36</p>	<p>1,5</p> <p>0,2</p>	<p>WD6012 000 000</p> <p>WD6015 000 000</p>	<p>85</p> <p>29</p>

Infobox: For the electrical actuator plates the detection zone of the user identification is adjustable via remote control. / Suitable for drywall construction plating with a minimum thickness of 25 mm. / Actuator plates A2 for urinal are suitable for urinal with cover. / The adjustable flush technology is included in the scope of delivery of the actuator plates.

DuraSystem® Installation frames

Washbasin frame, standard

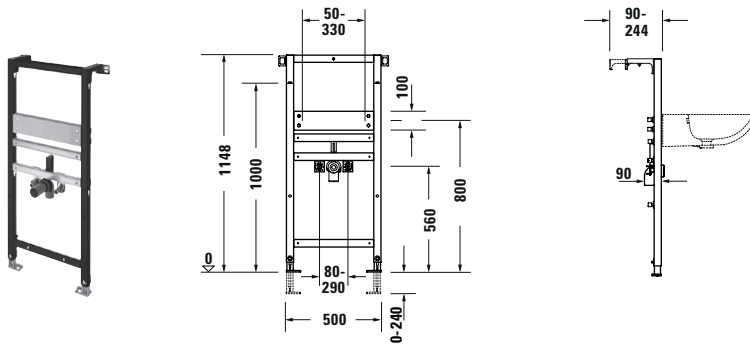


Description	Size mm	Weight kg	Model-No.	Euro
<p>pre-installed washbasin frame</p> <p>metal traverse for ceramic mounting, self-supporting, for drywall construction, suitable for panelling with plasterboards, powder-coated frame, adjustable feet 0-240 mm, metre tear and center marker, Requirements of the leading standards of noise protection DIN 4109 and VDI 4100 can be achieved (in combination with noise reduction set # WD6015 000 000), traverses tool-free adjustable in height</p>	500 x 1148	9,2	WD2004 000 000	210
<p>Scope of delivery</p> <p>threaded rods M10, sound insulated elbow tap connectors G1/2, drain pipe clip DN 50, HT-connection bend DN 50/40, mounting accessoires for lightweight construction, mounting accessoires for single installation</p>				
<p>Suitable accessories</p>				
Extension set 240 mm		1,5	WD6012 000 000	85
Expansion element	238 x 1148	6,0	WD6013 000 000	185
Support for expansion element	38 x 1148	2,9	WD6014 000 000	54
Noise reduction set	65 x 36	0,2	WD6015 000 000	29

Infobox: Suitable for drywall construction plating with a minimum thickness of 25 mm. / The expansion element can be mounted directly lateral on the installation element or freestanding as single support. / When mounted the expansion element as single support, # WD6014 000 000 must be ordered

DuraSystem® Installation frames

Washbasin frame, special

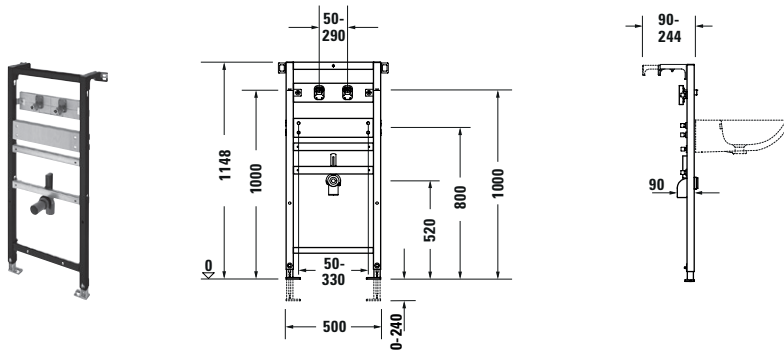


Description	Size mm	Weight kg	Model-No.	Euro
<p>pre-installed washbasin frame</p> <p>wooden traverse for flexible ceramic mounting, self-supporting, for drywall construction, suitable for panelling with plasterboards, powder-coated frame, adjustable feet 0-240 mm, metre tear and center marker, Requirements of the leading standards of noise protection DIN 4109 and VDI 4100 can be achieved (in combination with noise reduction set # WD6015 000 000), traverses tool-free adjustable in height</p>	500 x 1148	9,0	WD2005 000 000	320
<p>Scope of delivery</p> <p>hanger bolts M10, sound insulated elbow tap connectors G1/2, drain pipe clip DN 50, HT-connection bend DN 50/40, mounting accessoires for lightweight construction, mounting accessoires for single installation</p>				
<p>Suitable accessories</p>				
Extension set 240 mm		1,5	WD6012 000 000	85
Expansion element	238 x 1148	6,0	WD6013 000 000	185
Support for expansion element	38 x 1148	2,9	WD6014 000 000	54
Noise reduction set	65 x 36	0,2	WD6015 000 000	29

Infobox: Suitable for drywall construction plating with a minimum thickness of 25 mm. / The expansion element can be mounted directly lateral on the installation element or freestanding as single support. / When mounted the expansion element as single support, # WD6014 000 000 must be ordered

DuraSystem® Installation frames

Washbasin frame, for wall-mounted faucet

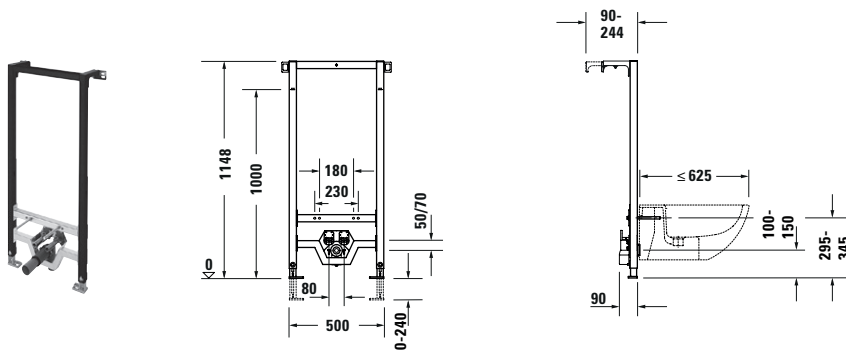


Description	Size mm	Weight kg	Model-No.	Euro
pre-installed washbasin frame	500 x 1148	11,5	WD2006 000 000	285
wooden traverse for flexible ceramic mounting, for installation of washbasins without tap hole for wall-mounted faucets, self-supporting, for drywall construction, suitable for panelling with plasterboards, powder-coated frame, adjustable feet 0-240 mm, metre tear and center marker, Requirements of the leading standards of noise protection DIN 4109 and VDI 4100 can be achieved (in combination with noise reduction set # WD6015 000 000), traverses tool-free adjustable in height				
Scope of delivery hanger bolts M10, sound insulated elbow tap connectors G1/2, drain pipe clip DN 50, HT-connection bend DN 50/40, mounting accessoires for lightweight construction, mounting accessoires for single installation				
Suitable accessories				
Extension set 240 mm		1,5	WD6012 000 000	85
Expansion element	238 x 1148	6,0	WD6013 000 000	185
Support for expansion element	38 x 1148	2,9	WD6014 000 000	54
Noise reduction set	65 x 36	0,2	WD6015 000 000	29

Infobox: Suitable for drywall construction plating with a minimum thickness of 25 mm. / The expansion element can be mounted directly lateral on the installation element or freestanding as single support. / When mounted the expansion element as single support, # WD6014 000 000 must be ordered

DuraSystem® Installation frames

Bidet frame

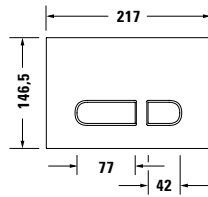


Description	Size mm	Weight kg	Model-No.	Euro
<p>pre-installed bidet frame for wall-mounted bidet metal traverse for ceramic mounting, self-supporting, for drywall construction, suitable for panelling with plasterboards, powder-coated frame, adjustable feet 0-240 mm, metre tear and center marker, Requirements of the leading standards of noise protection DIN 4109 and VDI 4100 can be achieved (in combination with noise reduction set # WD6015 000 000), traverses adjustable in height</p>	500 x 1148	6,3	WD4002 000 000	423
<p>Scope of delivery threaded rods M12, sound insulated elbow tap connectors G1/2, drain pipe clip DN 50, HT-connection bend DN 50/40, mounting accessoires for lightweight construction, mounting accessoires for single installation, 2 cover caps</p>				
<p>Suitable accessories</p>				
Extension set 240 mm		1,5	WD6012 000 000	85
Noise reduction set	65 x 36	0,2	WD6015 000 000	29

Infobox: Suitable for drywall constuction plating with a minimum thickness of 25 mm.

DuraSystem® Actuator plates

Actuator plate A1, for toilet, plastic

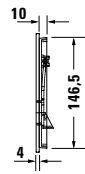
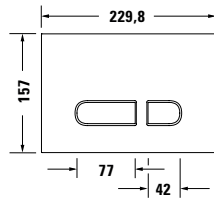


Description	Size mm	Weight kg	Model-No.	Euro
front plate plastic, white	217 x 146,5	0,3	WD5001 011 000	60
front plate plastic, chrome highgloss	217 x 146,5	0,3	WD5001 021 000	102
mechanical actuation, for surface mounted installation, Dual flush technology				
Scope of delivery installation frame, mounting accessoires, push rods				
Suitable Installation Elements				
Toilet frame, manual odor extraction	500 x 1148		WD1012 000 000	1.102
Toilet frame, Basic 84 cm	500 x 840	11,9	WD1017 000 000	400
Toilet frame, Basic 99 cm	500 x 990	12,9	WD1019 000 000	398
Toilet frame, Standard 99 cm	500 x 990	13,4	WD1018 000 000	465
Toilet frame, Basic	500 x 1148	14,4	WD1020 000 000	313
Toilet frame, standard	500 x 1148		WD1011 000 000	391
Toilet frame, for wet installation	445 x 915	6,7	WD1015 000 000	300
Toilet frame, Standard 84 cm	500 x 840	12,4	WD1016 000 000	464
Suitable accessories				
Flush-mounted installation frame, for plastic, white	224,4 x 154	0,3	WD6001 011 000	158
Flush-mounted installation frame, for plastic, chrome highgloss	224,4 x 154	0,3	WD6001 021 000	203

Infobox: Suitable for drywall construction plating with a minimum thickness of 25 mm. / The actuator plate A1 in plastic could be flush-mounted (except wet installation and elements with reduced height). For the flush-mounted installation the installation frame #WD6001 011 000 (white) or #WD6001 021 000 (chrome highgloss) must be ordered. / Because of the low fan capacity and the relating low exhaust air volume the odor extraction is not a replacement for a room ventilation system as per DIN 18017. The odor extraction can not be combined with the ceramics #254609, #021009, #221509. / The flush mounted installation frame is needed for the panelling during the installation process. Suitable for drywall construction plating with a minimum thickness of 25 mm. / To use the odor extraction of the toilet frame, manual odor extraction a customer installed switch is needed. / Pre-installation kit including power supply is part of the toilet frame.

DuraSystem® Actuator plates

Actuator plate A1, for toilet, glass white

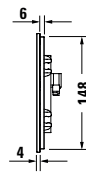
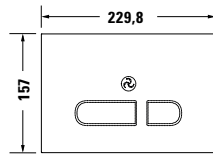


Description	Size mm	Weight kg	Model-No.	Euro
front plate glass mechanical actuation, for surface mounted installation, Dual flush technology	229,8 x 157	0,7	WD5002 012 000	359
Scope of delivery installation frame, mounting accessoires, push rods				
Suitable Installation Elements				
Toilet frame, manual odor extraction	500 x 1148		WD1012 000 000	1.102
Toilet frame, standard	500 x 1148		WD1011 000 000	391
Toilet frame, for wet installation	445 x 915	6,7	WD1015 000 000	300
Toilet frame, Basic	500 x 1148	14,4	WD1020 000 000	313

Infobox: Suitable for drywall construction plating with a minimum thickness of 25 mm. / Because of the low fan capacity and the relating low exhaust air volume the odor extraction is not a replacement for a room ventilation system as per DIN 18017. The odor extraction can not be combined with the ceramics #254609, #021009, #221509. / To use the odor extraction of the toilet frame, manual odor extraction a customer installed switch is needed. / Pre-installation kit including power supply is part of the toilet frame.

DuraSystem® Actuator plates

Actuator plate A2, for toilet, glass white

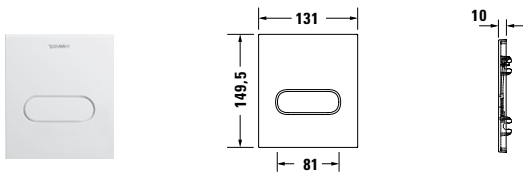


Description	Size mm	Weight kg	Model-No.	Euro
front plate glass	229,8 x 157	0,9	WD5003 012 000	746
touchless, infrared-controlled front actuation, without mechanical buttons, button illumination activated by approaching the detection zone, flushing operation via touch or touchless, for surface mounted installation, Dual flush technology, operation with low voltage: 24 V DC SELV, protection class IP X4, protection category III, with coded plug connectors				
Functions odor extraction, infrared approaching sensor, hygienic flush, Auto flush, cleaning function, nightlight, locking function, battery backup, functions adjustable via remote control				
Scope of delivery installation frame, mounting accessories				
Suitable Installation Elements				
Toilet frame, integrated hygienic flush	500 x 1148	14,7	WD1013 000 000	780
Toilet frame, odor extraction, hygienic flush	500 x 1148	16,0	WD1014 000 000	1.363

Infobox: Suitable for drywall construction plating with a minimum thickness of 25 mm. / Because of the low fan capacity and the relating low exhaust air volume the odor extraction is not a replacement for a room ventilation system as per DIN 18017. The odor extraction can not be combined with the ceramics #254609, #021009, #221509. / Pre-installation kit including power supply is part of the toilet frame. / For the electrical actuator plates the detection zone of the user identification is adjustable via remote control.

DuraSystem® Actuator plates

Actuator plate A1, for urinal, plastic

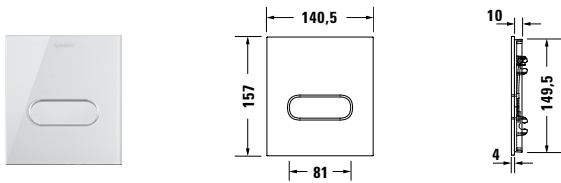


Description	Size mm	Weight kg	Model-No.	Euro
front plate plastic, white	130 x 150	0,6	WD5004 011 000	232
front plate plastic, chrome highgloss	130 x 150	0,6	WD5004 021 000	245
mechanical actuation, for surface mounted installation				
Scope of delivery installation frame, mounting accessoires, adjustable flushing valve				
Suitable Installation Elements				
Urinal frame, for concealed flushing valve	500 x 1148	9,3	WD3004 000 000	443

Infobox: Suitable for drywall construction plating with a minimum thickness of 25 mm. / The adjustable flush technology is included in the scope of delivery of the actuator plates.

DuraSystem® Actuator plates

Actuator plate A1, for urinal, glass white

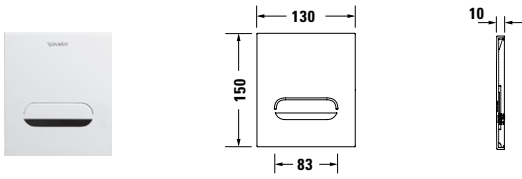


Description	Size mm	Weight kg	Model-No.	Euro
front plate glass mechanical actuation, for surface mounted installation	140,5 x 157	0,7	WD5005 012 000	490
Scope of delivery installation frame, mounting accessoires, adjustable flushing valve				
Suitable Installation Elements Urinal frame, for concealed flushing valve	500 x 1148	9,3	WD3004 000 000	443

Infobox: Suitable for drywall construction plating with a minimum thickness of 25 mm. / The adjustable flush technology is included in the scope of delivery of the actuator plates.

DuraSystem® Actuator plates

Actuator plate A2, battery operation, for urinal, zinc diecasting

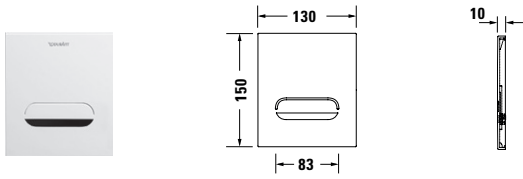


Description	Size mm	Weight kg	Model-No.	Euro
front plate zinc diecasting, white	130 x 150	0,8	WD5006 013 000	929
front plate zinc diecasting, chrome highgloss	130 x 150	0,8	WD5006 023 000	945
touchless, infrared-controlled front actuation, for surface mounted installation, protected against vandalism, protection class IP X4				
Functions main-flush, hygienic flush, dynamic flush volume				
Scope of delivery installation frame, mounting accessories, safety bolt, magnetic valve G1/2 with ball valve for pre-locking, battery module 6 Volt				
Suitable Installation Elements				
Urinal frame, for concealed flushing valve	500 x 1148	9,3	WD3004 000 000	443

Infobox: For the electrical actuator plates the detection zone of the user identification is adjustable via remote control. / Suitable for drywall construction plating with a minimum thickness of 25 mm. / Actuator plates A2 for urinal are suitable for urinal with cover. / The adjustable flush technology is included in the scope of delivery of the actuator plates.

DuraSystem® Actuator plates

Actuator plate A2, mains operation, for urinal, zinc diecasting



Description	Size mm	Weight kg	Model-No.	Euro
front plate zinc diecasting, white	130 x 150	0,9	WD5007 013 000	937
front plate zinc diecasting, chrome highgloss	130 x 150	0,9	WD5007 023 000	955
touchless, infrared-controlled front actuation, for surface mounted installation, protected against vandalism, protection class IP X4				
Functions main-flush, pre-flush, hygienic flush, dynamic flush volume, cleaning function, cleaning flush				
Scope of delivery installation frame, mounting accessories, safety bolt, magnetic valve G1/2 with ball valve for pre-locking, power supply 100-240 V AC 50/60 Hz				
Suitable Installation Elements				
Urinal frame, for concealed flushing valve	500 x 1148	9,3	WD3004 000 000	443

Infobox: For the electronical actuator plates the detection zone of the user identification is adjustable via remote control. / Suitable for drywall construction plating with a minimum thickness of 25 mm. / Actuator plates A2 for urinal are suitable for urinal with cover. / The adjustable flush technology is included in the scope of delivery of the actuator plates.

Accessories DuraSystem®

Flush-mounted installation frame, for plastic



Description	Size mm	Weight kg	Model-No.	Euro
plastic, white	224,4 x 154	0,3	WD6001 011 000	158
plastic, chrome highgloss	224,4 x 154	0,3	WD6001 021 000	203
for flush mounted installation, adjustable in depth, for wall coverings 6 - 15 mm , for drywall construction plating with minimum thickness 2 x 12,5 mm				
Infobox: The actuator plate A1 in plastic could be flush-mounted (except wet installation and elements with reduced height). For the flush-mounted installation the installation frame #WD6001 011 000 (white) or #WD6001 021 000 (chrome highgloss) must be ordered. / The flush mounted installation frame is needed for the panelling during the installation process. Suitable for drywall construction plating with a minimum thickness of 25 mm.				

Hygienic flush, for mains operation



Description	Size mm	Weight kg	Model-No.	Euro
for automatic actuation of the hygienic flush mains operation via external power supply 100-240 V AC 50/60 Hz, protection class IP X4	184 x 102,5	0,3	WD6002 000 000	728
Infobox: For installation of the hygienic flush for mains operation the pre-installation kit #WD6004 000 000 must be ordered (is needed during the installation process).				

Hygienic flush, for battery operation



Description	Size mm	Weight kg	Model-No.	Euro
for automatic actuation of the hygienic flush battery operation via battery module 6V, protection class IP X4	184 x 102,5	0,3	WD6003 000 000	785
Infobox: Hygienic flush only in combination with front actuation possible				

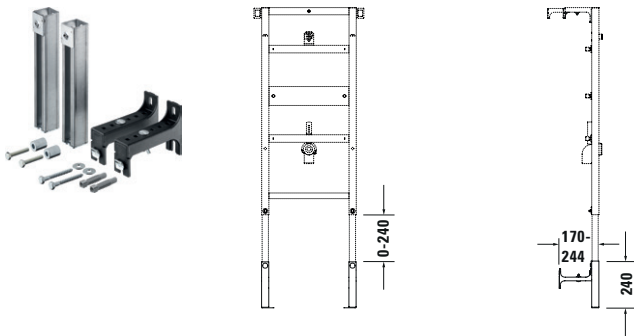
Accessories DuraSystem®

Pre-installation kit, hygienic flush for mains operation



Description	Size mm	Weight kg	Model-No.	Euro
for power supply of the hygienic flush, mains operation for panel thickness 7 - 35 mm		0,4	WD6004 000 000	215
Scope of delivery power supply 100-240 V AC 50/60 Hz with connection cable, concealed outlet for drilling hole \varnothing 68 mm, cover for concealed outlet, conduit pipe, length 1.7 m				

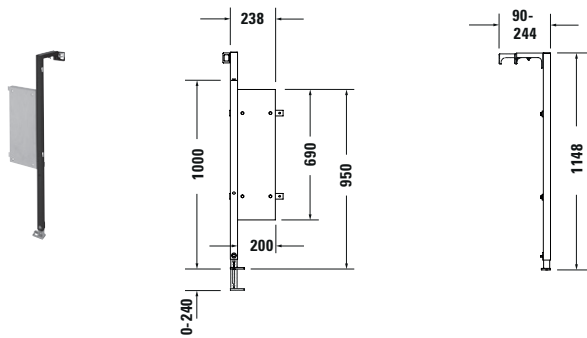
Extension set 240 mm



Description	Size mm	Weight kg	Model-No.	Euro
for a raised floor construction for extended height adjustment up to max. 480 mm		1,5	WD6012 000 000	85
Scope of delivery 2 powder-coated feet, 2 plastic support brackets, mounting accessories				

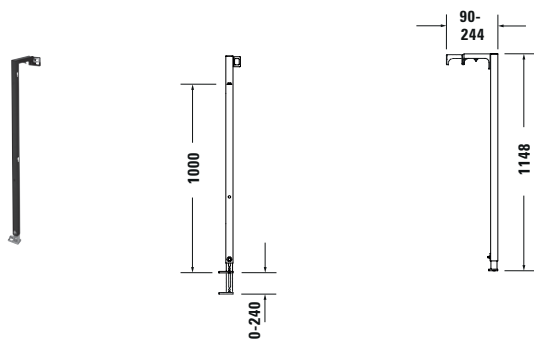
Accessories DuraSystem®

Expansion element



Description	Size mm	Weight kg	Model-No.	Euro
pre-assembled frame in connection with washbasin frame for fixing of washbasins, self-supporting, for drywall construction, suitable for panelling with plasterboards, powder-coated pillar, adjustable feet 0-240 mm, can be converted for mounting options left or right	238 x 1148	6,0	WD6013 000 000	185
Scope of delivery pillar, plywood mounting plate height-adjustable, mounting accessories				
Infobox: The expansion element can be mounted directly lateral on the installation element or freestanding as single support. / When mounted the expansion element as single support, # WD6014 000 000 must be ordered				


Support for expansion element



Description	Size mm	Weight kg	Model-No.	Euro
for bridging spaces > 580 mm as start- and end-support, for drywall construction, suitable for panelling with plasterboards, powder-coated pillar, adjustable feet 0-240 mm	38 x 1148	2,9	WD6014 000 000	54
Scope of delivery pillar, mounting accessories				

Accessories DuraSystem®

Noise reduction set



Description	Size mm	Weight kg	Model-No.	Euro
for structure-borne sound isolation between installation frame and building self-adhesive	65 x 36	0,2	WD6015 000 000	29
Scope of delivery set consists of 4 pieces				

Wall-mounted toilet connection set, elongated, 365 mm



Description	Size mm	Weight kg	Model-No.	Euro
for wall-mounted toilets extended connection set		0,8	WD6010 000 000	105
Scope of delivery flush pipe with sleeve, straight connector with sleeve, wall-mounted toilet fastening set M12, 2 cover caps				

Mounting accessoires for single installation



Description	Size mm	Weight kg	Model-No.	Euro
for drywall construction depth-adjustable 130 - 204 mm	68 x 78	0,9	WD6016 000 000	31
Scope of delivery 2 Wall brackets, mounting accessoires				

Accessories DuraSystem®

Pre-installation kit



Description	Size mm	Weight kg	Model-No.	Euro
for in-wall carrier with horizontal support without shower toilet pre-installation/conduit pipe, in combination with SensoWash			005072 000 0	57
Infobox: # 005072 necessary during bare brickwork				

Connecting set



Description	Size mm	Weight kg	Model-No.	Euro
for in-wall carriers H=112-115 cm, with conduit pipe for connection inside the tank, in combination with SensoWash shower toilet seat			100691 000 0	90

Connecting set



Description	Size mm	Weight kg	Model-No.	Euro
for in-wall carriers H=82-100 cm, with conduit pipe for connection inside the tank, in combination with SensoWash shower toilet seat			100730 000 0	62

Accessories DuraSystem®

Connecting set



Description	Size mm	Weight kg	Model-No.	Euro
for in-wall carriers with conduit pipe for connection inside the tank, in combination with SensoWash Starck f			100731 000 0	62

Interface set



Description	Size mm	Weight kg	Model-No.	Euro
for functional interface with DuraSystem actuator plate A2, in combination with SensoWash Starck f			100729 000 0	99
Infobox: # 100729 necessary during bare brickwork				

Faucets	
A.1	320
B.1	322
B.2	327
B.3	332
C.1	336
D.1	346
D-Neo	349
White Tulip	354
Accessories faucets	359

Important indications faucets

1. Additions / New series and models

Series	Remark	Availability
D-Neo	New series	available
White Tulip	New series	01.07.2021

2. Discontinued items

Series and models

Series	Remark
D.1	# D11120009046, D11130009046
Accessories	# UV0650011000, UV0650011046 # UV0650012000, UV0680025000 # UV0680027000, UV0670033046 # UV0670034046, UV0670035046

3. Dimensioning/Weights

The indicated dimensions in mm always refer to width x depth.

4. Tolerances

All drawings are showing the necessary dimensions in mm with standard tolerances. They are without obligation as proper dimensions can be taken from finished products only.

5. Product data sheets

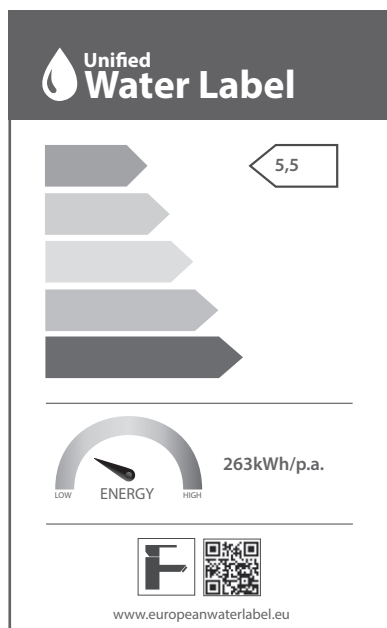
Product data sheets with flowcharts of our products can be downloaded from our internet website www.duravit.com or pro.duravit.com.

6. Unified Water Label (UWL)

The Unified Water Label is a voluntary classification scheme for thirteen sanitary product groups.

Based on the Unified Water Label, the average flushing results for basin mixers can be found in the figure below. The maximum value is 5,5 l/min. The respective classification is provided directly by the product.

More information is available on the product data sheet.



UWL classe 1

Faucets Product Information

Operation graphics

For clarification of the outlets, the following operation graphics are printed on the bath and shower mixers.



Hand shower



Showerhead



Spout

Technology

Adjustable aerator

The adjustable aerator enables an individual adjustment of the spray angle up to $\pm 10^\circ$. As a result the variability provides a larger flexibility in combination with washbasin and helps to prevent annoying water splashes, without replacing the faucet or the washbasin.

Security combination


















Security combination DIN EN 1717 is required for bath tubs with bath spout with waste and overflow set.

Air function


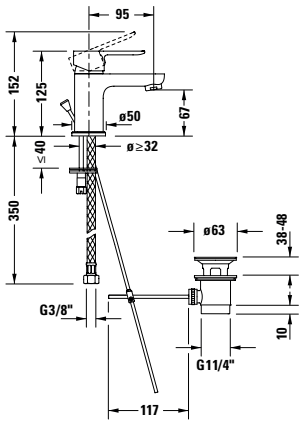

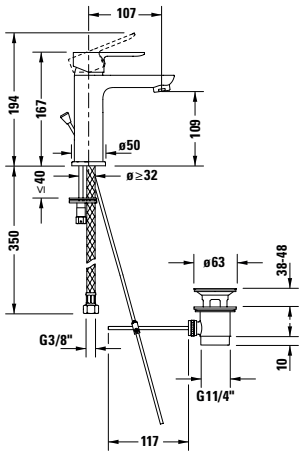

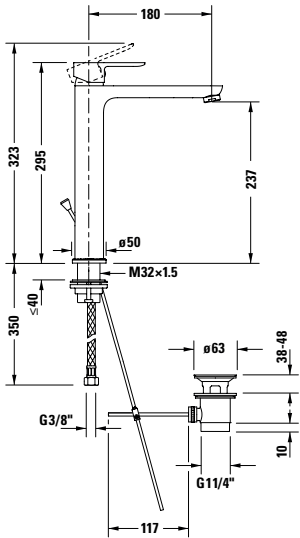
Added air makes the water jet pleasant and sparkling.

Faucets Product Information

combination matrix for shower arms and
headshowers

			Ø 200 mm # UV 0660 013 	Ø 240 mm # UV 0660 014 	Ø 300 mm # UV 0660 015 	Ø 400 mm # UV 0660 016 
				240 x 240 mm # UV 0660 027 	300 x 300 mm # UV 0660 028 	400 x 400 mm # UV 0660 029 
Length (mm)	Art.Code #					
352	UV 0670 017		•	•		
	UV 0670 030					
352	UV 0670 018		•	•		
	UV 0670 031					
352	UV 0670 019		•	•		
	UV 0670 032					
385	UV 0670 020		•	•	•	•
485	UV 0670 021		•	•	•	•
125	UV 0670 022					
225	UV 0670 023					
325	UV 0670 024		•	•	•	•
125	UV 0670 033					
225	UV 0670 034					
325	UV 0670 035					


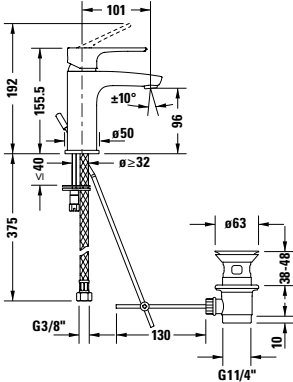

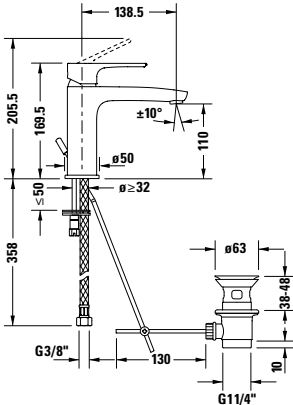

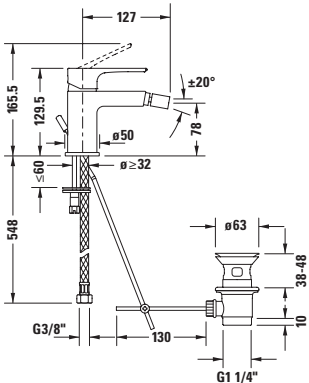
A.1

		Description	H (mm)	Model-No.	Euro
		Single lever basin mixer S ceramic cartridge, projection 95 mm, flexible connection hoses 3/8", normal spray, flow rate 5,6 l/min (3bar), surface chrome, maximum temperature can be adjusted on installation, recommended operating pressure 3 - 5 bar			
		with pop-up waste set	125	A11010 0010 10	116
		without pop-up waste set	125	A11010 0020 10	100
		Single lever basin mixer M ceramic cartridge, projection 107 mm, flexible connection hoses 3/8", normal spray, flow rate 5,5 l/min (3 bar), surface chrome, maximum temperature can be adjusted on installation, recommended operating pressure 3 - 5 bar			
		with pop-up waste set	167	A11020 0010 10	135
		without pop-up waste set	167	A11020 0020 10	117
		Single lever basin mixer XL ceramic cartridge, projection 180 mm, flexible connection hoses 3/8", normal spray, flow rate 5,6 l/min (3bar), surface chrome, maximum temperature can be adjusted on installation, recommended operating pressure 3 - 5 bar			
		with pop-up waste set	295	A11040 0010 10	192
		without pop-up waste set	295	A11040 0020 10	174


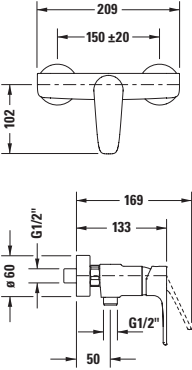

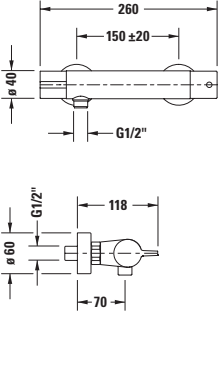

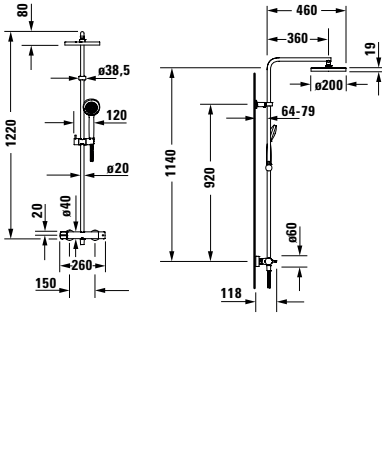
A.1

		Description	H (mm)	Model-No.	Euro
		<p>Single lever bidet mixer ceramic cartridge, Projection 118 mm, flexible connection hoses 3/8", normal spray, flow rate 5,3 l/min (3 bar), connection size DN15, spout fixed with ball joint, surface chrome, recommended operating pressure 3 - 5 bar with pop-up waste set</p>	126	A12400 0010 10	116
		<p>Single lever shower mixer for exposed installation connection type: s-union, centre distance 150 mm ± 20 mm, ceramic cartridge, hose connection DN15, recommended operating pressure 3 - 5 bar surface chrome</p>		A14230 0000 10	117
		<p>Single lever bath mixer for exposed installation connection type: s-union, centre distance 150 mm ± 20 mm, ceramic cartridge, normal spray, hose connection DN15, diverter automatically reverts from hand shower to bath spout when turned off, recommended operating pressure 3 - 5 bar surface chrome</p>		A15230 0000 10	125


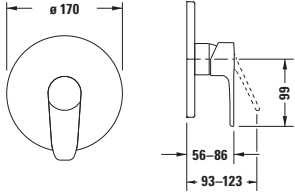

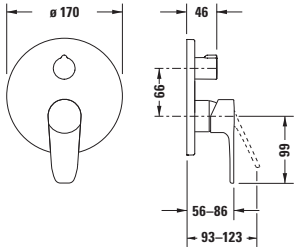

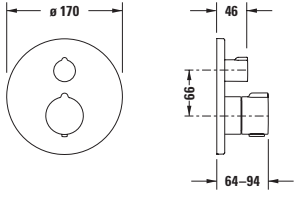
B.1

	Description	H (mm)	Model-No.	Euro	
	 <p>Single lever basin mixer S ceramic cartridge, Projection 101 mm, flexible connection hoses 3/8", aerator adjustable, flow rate 5,5 l/min (3 bar), normal spray, connection size DN15, surface chrome, maximum temperature can be adjusted on installation, recommended operating pressure 3 - 5 bar, UWL class 1, noise class I</p>				
		with pop-up waste set	156	B11010 0010 10	151
		without pop-up waste set	156	B11010 0020 10	140
	 <p>Single lever basin mixer M ceramic cartridge, Projection 139 mm, flexible connection hoses 3/8", aerator adjustable, flow rate 5,3 l/min (3 bar), normal spray, connection size DN15, surface chrome, maximum temperature can be adjusted on installation, recommended operating pressure 3 - 5 bar, UWL class 1, noise class I</p>				
		with pop-up waste set	170	B11020 0010 10	168
		without pop-up waste set	170	B11020 0020 10	158
	 <p>Single lever bidet mixer ceramic cartridge, projection 127 mm, flexible connection hoses 3/8", flow rate 5,3 l/min (3 bar), normal spray, connection size DN15, spout fixed with ball joint, surface chrome, maximum temperature can be adjusted on installation, recommended operating pressure 3 - 5 bar, noise class I</p>				
		with pop-up waste set	130	B12400 0010 10	137


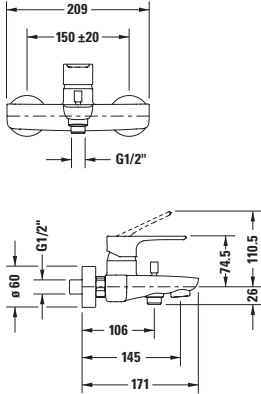

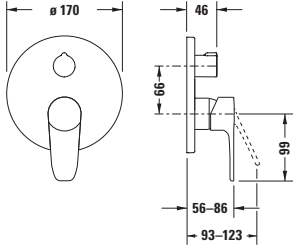
B.1

	Description	H (mm)	Model-No.	Euro
 	<p>Single lever shower mixer for exposed installation connection type: s-union, centre distance 150 mm ± 20 mm, ceramic cartridge, non-return valve in the hose connection, flow rate 16,7 l/min (3 bar), hose connection DN15, connection size DN15, recommended operating pressure 3 - 5 bar, noise class II surface chrome</p>		B14230 0000 10	138
 	<p>Thermostatic shower mixer for exposed installation connection type: s-union, centre distance 150 mm ± 20 mm, thermostatic cartridge, safety lock at 38°C, non-return valve in the hose connection, flow rate 15,3 l/min (3 bar), hose connection DN15, connection size DN15, recommended operating pressure 3 - 5 bar, noise class I surface chrome</p>		B14220 0000 10	235
 	<p>Shower System with thermostatic shower mixer, thermostatic cartridge, safety lock at 38°C, connection size DN15, centre distance 150 mm ± 20 mm, hose connection DN15, flow rate 15,3 l/min (3 bar), Showerhead angle adjustable, swivel shower arm, height-adjustable hand shower holder, non-return valve in the hose connection, includes: shower hose 1600mm, hand shower Ø 97, showerhead Ø 200 mm, recommended operating pressure , 3 - 5 bar surface chrome</p>	1220	B14280 0080 10	690


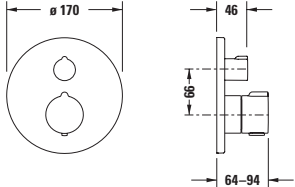

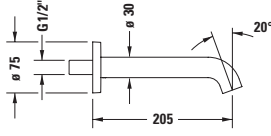
B.1

		Description	H (mm)	Model-No.	Euro
 		Single lever shower mixer for concealed installation connection type: basic set for concealed installation, ceramic cartridge, round escutcheon \varnothing 170 mm, flow rate 24,6 l/min (3 bar), includes: visible parts with functional unit, recommended operating pressure 3 - 5 bar surface chrome		B14210 0100 10	282
		Necessary accessories Bluebox® 1/2", Basic set for concealed installation, without shut-off valves		GK0900 0000 00	111
		Bluebox® 3/4", Basic set for concealed installation, with shut-off valves		GK0900 0010 00	232
 		Single lever shower mixer for concealed installation connection type: basic set for concealed installation, ceramic cartridge, round escutcheon \varnothing 170 mm, flow rate 22,5 l/min (3 bar), with diverter valve , 2 outlets, diverter hand shower / showerhead, includes: visible parts with functional unit, recommended operating pressure 3 - 5 bar surface chrome		B14210 0120 10	425
		Necessary accessories Bluebox® 1/2", Basic set for concealed installation, without shut-off valves		GK0900 0000 00	111
		Bluebox® 3/4", Basic set for concealed installation, with shut-off valves		GK0900 0010 00	232
 		Thermostatic shower mixer for concealed installation connection type: basic set for concealed installation, thermostatic cartridge, round escutcheon \varnothing 170 mm, flow rate 20,6 l/min (3 bar), safety lock at 38°C, includes: visible parts with functional unit, recommended operating pressure 3 - 5 bar, 1 outlet, with shut-off valve surface chrome		C14200 0160 10	626
		2 outlets, with shut-off and diverter valve surface chrome		C14200 0140 10	650
		Necessary accessories Bluebox® 1/2", Basic set for concealed installation, without shut-off valves		GK0900 0000 00	111
		Bluebox® 3/4", Basic set for concealed installation, with shut-off valves		GK0900 0010 00	232


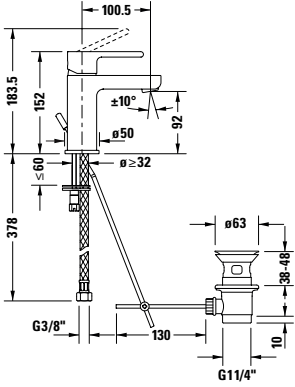

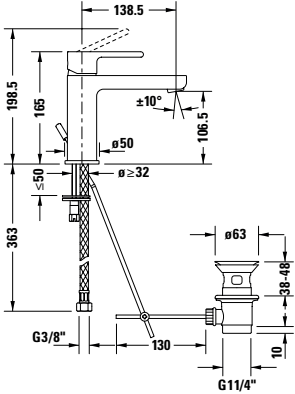

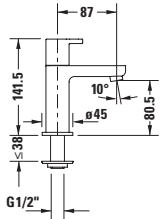

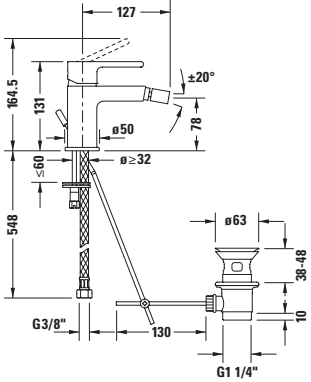
B.1

	Description	H (mm)	Model-No.	Euro
 	<p>Single lever bath mixer for exposed installation</p> <p>connection type: s-union, centre distance 150 mm ± 20 mm, ceramic cartridge, non-return valve in the hose connection, flow rate spout 20,6 l/min (3bar), flow rate hose connection 14,3 l/min (3bar), normal spray, hose connection DN15, connection size DN15, diverter automatically reverts from hand shower to bath spout when turned off, recommended operating pressure 3 - 5 bar</p> <p>surface chrome</p>		<p>B15230 0000 10</p>	<p>183</p>
 	<p>Single lever bath mixer for concealed installation</p> <p>connection type: basic set for concealed installation, ceramic cartridge, diverter bath spout / hand shower, round escutcheon Ø 170 mm, flow rate 22,5 l/min (3 bar), 2 outlets, includes: visible parts with functional unit, surface chrome, recommended operating pressure 3 - 5 bar</p> <p>with diverter valve</p> <p>with diverter valve and security combination</p> <p>Necessary accessories</p> <p>Bluebox® 1/2", Basic set for concealed installation, without shut-off valves</p> <p>Bluebox® 3/4", Basic set for concealed installation, with shut-off valves</p>		<p>B15210 0120 10</p> <p>B15210 0180 10</p> <p>GK0900 0000 00</p> <p>GK0900 0010 00</p>	<p>425</p> <p>543</p> <p>111</p> <p>232</p>


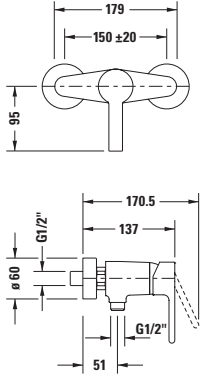

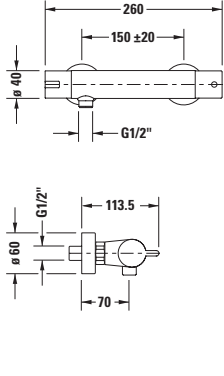

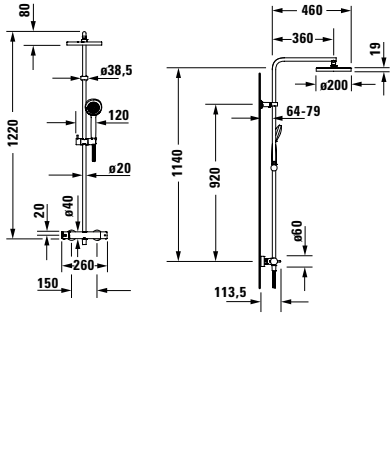
B.1

	Description	H (mm)	Model-No.	Euro
 	<p>Thermostatic bath mixer for concealed installation connection type: basic set for concealed installation, thermostatic cartridge, safety lock at 38°C, round escutcheon Ø 170 mm, flow rate 20,6 l/min (3 bar), diverter bath spout / hand shower, includes: visible parts with functional unit, recommended operating pressure 3 - 5 bar, with shut-off and diverter valve surface chrome</p>			
	<p>with shut-off and diverter valve and security combination surface chrome</p>		C15200 0180 10	826
	<p>Necessary accessories Bluebox® 1/2", Basic set for concealed installation, without shut-off valves Bluebox® 3/4", Basic set for concealed installation, with shut-off valves</p>		GK0900 0000 00 GK0900 0010 00	111 232
 	<p>Bath spout projection 205 mm, connection size DN15, flow rate 19,0 l/min (3 bar), noise class I, round escutcheon surface chrome</p>		C15240 0100 10	263


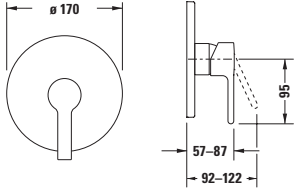

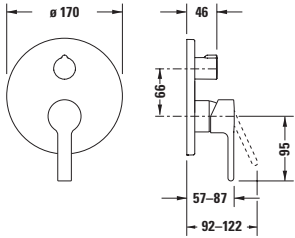

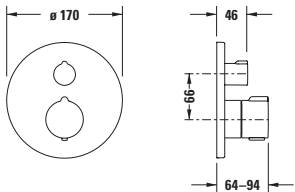
B.2

	Description	H (mm)	Model-No.	Euro
	 <p>Single lever basin mixer S ceramic cartridge, Projection 101 mm, flexible connection hoses 3/8", aerator adjustable, flow rate 5,5 l/min (3 bar), normal spray, connection size DN15, surface chrome, maximum temperature can be adjusted on installation, recommended operating pressure 3 - 5 bar, UWL class 1, noise class I with pop-up waste set without pop-up waste set</p>	152 152	B21010 0010 10 B21010 0020 10	161 149
	 <p>Single lever basin mixer M ceramic cartridge, Projection 139 mm, flexible connection hoses 3/8", aerator adjustable, flow rate 5,3 l/min (3 bar), normal spray, connection size DN15, surface chrome, maximum temperature can be adjusted on installation, recommended operating pressure 3 - 5 bar, UWL class 1, noise class I with pop-up waste set without pop-up waste set</p>	165 165	B21020 0010 10 B21020 0020 10	182 169
	 <p>Pillar tap 90° ceramic valve, projection 87 mm, without connecting hose, flow rate 5,6 l/min (3bar), connection thread 1/2", for cold water connection only, surface chrome without pop-up waste set</p>	142	B21080 0020 10	120
	 <p>Single lever bidet mixer ceramic cartridge, projection 127 mm, flexible connection hoses 3/8", flow rate 5,3 l/min (3 bar), normal spray, connection size DN15, spout fixed with ball joint, surface chrome, maximum temperature can be adjusted on installation, recommended operating pressure 3 - 5 bar, noise class I with pop-up waste set</p>	131	B22400 0010 10	153


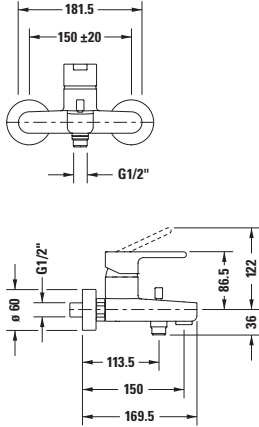

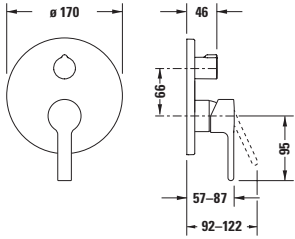
B.2

	Description	H (mm)	Model-No.	Euro
 	<p>Single lever shower mixer for exposed installation connection type: s-union, centre distance 150 mm ± 20 mm, ceramic cartridge, non-return valve in the hose connection, flow rate 17,2 l/min (3 bar), hose connection DN15, connection size DN15, recommended operating pressure 3 - 5 bar, noise class II surface chrome</p>		B24230 0000 10	145
 	<p>Thermostatic shower mixer for exposed installation connection type: s-union, centre distance 150 mm ± 20 mm, thermostatic cartridge, safety lock at 38°C, non-return valve in the hose connection, flow rate 15,3 l/min (3 bar), hose connection DN15, connection size DN15, recommended operating pressure 3 - 5 bar, noise class I surface chrome</p>		B24220 0000 10	263
 	<p>Shower System with thermostatic shower mixer, thermostatic cartridge, safety lock at 38°C, connection size DN15, centre distance 150 mm ± 20 mm, hose connection DN15, flow rate 15,3 l/min (3 bar), Showerhead angle adjustable, swivel shower arm, height-adjustable hand shower holder, non-return valve in the hose connection, includes: shower hose 1600mm, hand shower Ø 97, showerhead Ø 200 mm, recommended operating pressure 3 - 5 bar surface chrome</p>	1220	B24280 0080 10	690


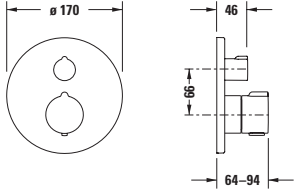

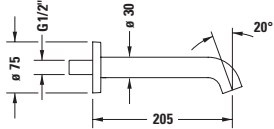
B.2

			Description	H (mm)	Model-No.	Euro	
 	<p>Single lever shower mixer for concealed installation</p> <p>connection type: basic set for concealed installation, ceramic cartridge, round escutcheon Ø 170 mm, flow rate 24,6 l/min (3 bar), includes: visible parts with functional unit, recommended operating pressure 3 - 5 bar</p>	<p>surface chrome</p>					
				B24210 0100 10	282		
			<p>Necessary accessories</p> <p>Bluebox® 1/2", Basic set for concealed installation, without shut-off valves</p>			GK0900 0000 00	111
			<p>Bluebox® 3/4", Basic set for concealed installation, with shut-off valves</p>			GK0900 0010 00	232
 	<p>Single lever shower mixer for concealed installation</p> <p>connection type: basic set for concealed installation, ceramic cartridge, round escutcheon Ø 170 mm, flow rate 22,5 l/min (3 bar), with diverter valve , 2 outlets, diverter hand shower / showerhead, includes: visible parts with functional unit, recommended operating pressure 3 - 5 bar</p>	<p>surface chrome</p>					
				B24210 0120 10	425		
			<p>Necessary accessories</p> <p>Bluebox® 1/2", Basic set for concealed installation, without shut-off valves</p>			GK0900 0000 00	111
			<p>Bluebox® 3/4", Basic set for concealed installation, with shut-off valves</p>			GK0900 0010 00	232
 	<p>Thermostatic shower mixer for concealed installation</p> <p>connection type: basic set for concealed installation, thermostatic cartridge, round escutcheon Ø 170 mm, flow rate 20,6 l/min (3 bar), safety lock at 38°C, includes: visible parts with functional unit, recommended operating pressure 3 - 5 bar, 1 outlet, with shut-off valve</p>	<p>surface chrome</p>					
				C14200 0160 10	626		
			<p>2 outlets, with shut-off and diverter valve</p>			C14200 0140 10	650
			<p>Necessary accessories</p> <p>Bluebox® 1/2", Basic set for concealed installation, without shut-off valves</p>			GK0900 0000 00	111
<p>Bluebox® 3/4", Basic set for concealed installation, with shut-off valves</p>			GK0900 0010 00	232			


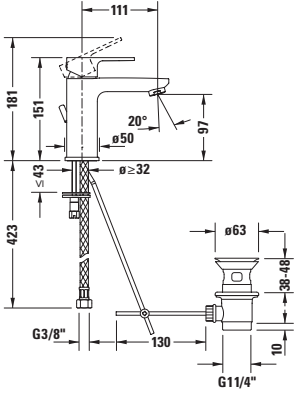

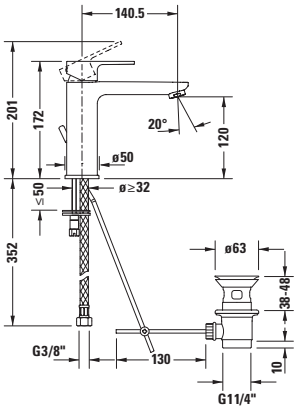

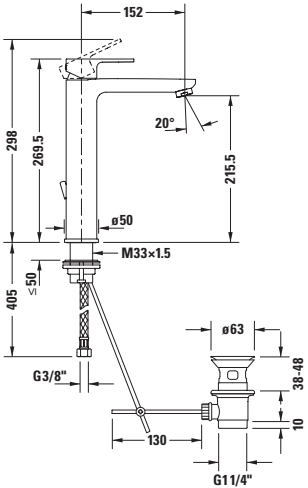
B.2

		Description	H (mm)	Model-No.	Euro
		Single lever bath mixer for exposed installation connection type: s-union, centre distance 150 mm ± 20 mm, ceramic cartridge, non-return valve in the hose connection, flow rate spout 17,2 l/min (3bar), flow rate hose connection 15,2 l/min (3bar), normal spray, hose connection DN15, connection size DN15, diverter automatically reverts from hand shower to bath spout when turned off, recommended operating pressure 3 - 5 bar surface chrome		B25230 0000 10	188
		Single lever bath mixer for concealed installation connection type: basic set for concealed installation, ceramic cartridge, round escutcheon Ø 170 mm, flow rate 22,5 l/min (3 bar), diverter bath spout / hand shower, 2 outlets, includes: visible parts with functional unit, surface chrome, recommended operating pressure 3 - 5 bar		B25210 0120 10	425
		with diverter valve		B25210 0180 10	543
		with diverter valve and security combination			
		Necessary accessories Bluebox® 1/2", Basic set for concealed installation, without shut-off valves Bluebox® 3/4", Basic set for concealed installation, with shut-off valves		GK0900 0000 00	111
				GK0900 0010 00	232


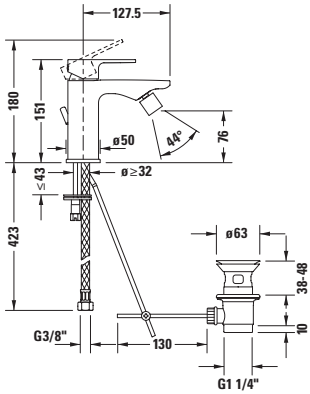

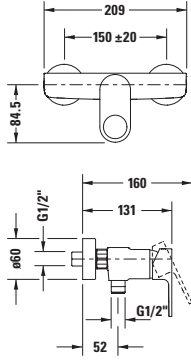

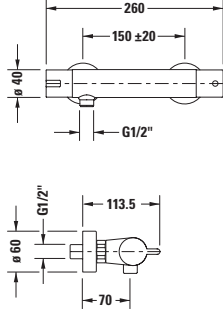

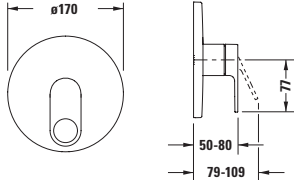
B.2

		Description	H (mm)	Model-No.	Euro
		Thermostatic bath mixer for concealed installation connection type: basic set for concealed installation, thermostatic cartridge, safety lock at 38°C, round escutcheon Ø 170 mm, flow rate 20,6 l/min (3 bar), diverter bath spout / hand shower, includes: visible parts with functional unit, recommended operating pressure 3 - 5 bar, with shut-off and diverter valve surface chrome		C15200 0140 10	650
		with shut-off and diverter valve and security combination surface chrome		C15200 0180 10	826
		Necessary accessories Bluebox® 1/2", Basic set for concealed installation, without shut-off valves		GK0900 0000 00	111
		Bluebox® 3/4", Basic set for concealed installation, with shut-off valves		GK0900 0010 00	232
		<hr/>			
		Bath spout projection 205 mm, connection size DN15, flow rate 19,0 l/min (3 bar), noise class I, round escutcheon surface chrome		C15240 0100 10	263
		<hr/>			


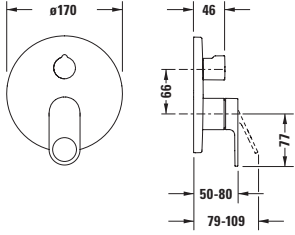

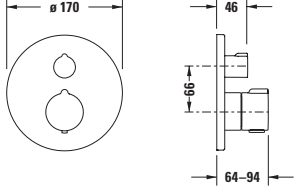

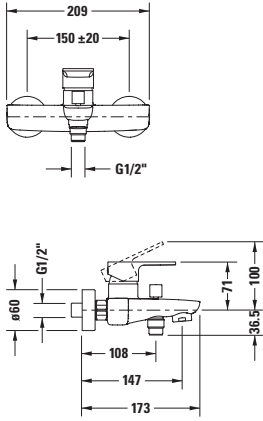
B.3

	Description	H (mm)	Model-No.	Euro
	 <p>Single lever basin mixer S ceramic cartridge, projection 111 mm, flexible connection hoses 3/8", aerator adjustable, flow rate 5,3 l/min (3 bar), normal spray, connection size DN15, surface chrome, maximum temperature can be adjusted on installation, recommended operating pressure 3 - 5 bar</p>			
	with pop-up waste set	151	B31010 0010 10	199
	without pop-up waste set	151	B31010 0020 10	188
	 <p>Single lever basin mixer M ceramic cartridge, projection 141 mm, flexible connection hoses 3/8", aerator adjustable, flow rate 5,2 l/min (3 bar), normal spray, connection size DN15, surface chrome, maximum temperature can be adjusted on installation, recommended operating pressure 3 - 5 bar</p>			
	with pop-up waste set	172	B31020 0010 10	232
	without pop-up waste set	172	B31020 0020 10	220
	 <p>Single lever basin mixer L ceramic cartridge, projection 152 mm, flexible connection hoses 3/8", aerator adjustable, flow rate 5,3 l/min (3 bar), normal spray, connection size DN15, surface chrome, maximum temperature can be adjusted on installation, recommended operating pressure 3 - 5 bar</p>			
	with pop-up waste set	270	B31030 0010 10	301
	without pop-up waste set	270	B31030 0020 10	288


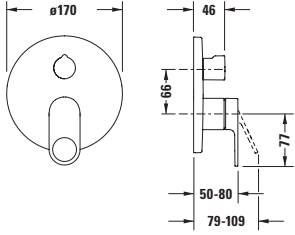

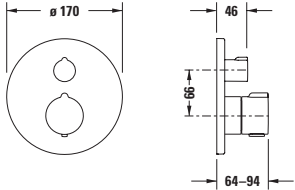

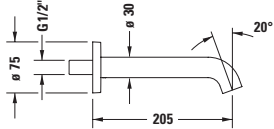
B.3

		Description	H (mm)	Model-No.	Euro
		Single lever bidet mixer ceramic cartridge, projection 128 mm, flexible connection hoses 3/8", flow rate 4,9 l/min (3bar), normal spray, spout fixed with ball joint, surface chrome, maximum temperature can be adjusted on installation, recommended operating pressure 3 - 5 bar with pop-up waste set	151	B32400 0010 10	193
		Single lever shower mixer for exposed installation connection type: s-union, centre distance 150 mm ± 20 mm, ceramic cartridge, non-return valve in the hose connection, flow rate 16,7 l/min (3 bar), hose connection DN15, connection size DN15, recommended operating pressure 3 - 5 bar, noise class II surface chrome		B34230 0000 10	151
		Thermostatic shower mixer for exposed installation connection type: s-union, centre distance 150 mm ± 20 mm, thermostatic cartridge, safety lock at 38°C, non-return valve in the hose connection, flow rate 15,3 l/min (3 bar), hose connection DN15, connection size DN15, recommended operating pressure 3 - 5 bar, noise class I surface chrome		B24220 0000 10	263
		Single lever shower mixer for concealed installation connection type: basic set for concealed installation, ceramic cartridge, round escutcheon Ø 170 mm, flow rate 24,6 l/min (3 bar), includes: visible parts with functional unit, recommended operating pressure 3 - 5 bar surface chrome		B34210 0100 10	313
		Necessary accessories Bluebox® 1/2", Basic set for concealed installation, without shut-off valves		GK0900 0000 00	111
		Bluebox® 3/4", Basic set for concealed installation, with shut-off valves		GK0900 0010 00	232


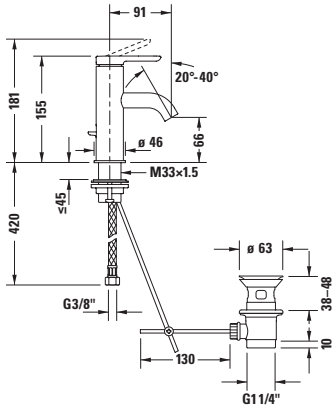

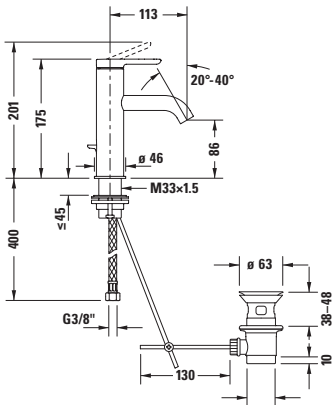

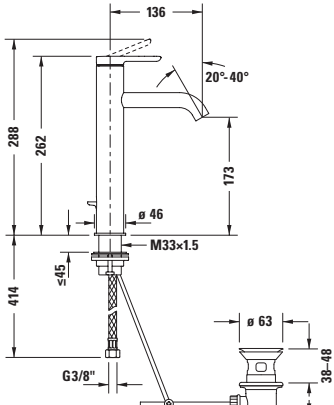
B.3

		Description	H (mm)	Model-No.	Euro
 	Single lever shower mixer for concealed installation connection type: basic set for concealed installation, ceramic cartridge, round escutcheon \varnothing 170 mm, flow rate 22,5 l/min (3 bar), with diverter valve , 2 outlets, diverter hand shower / showerhead, includes: visible parts with functional unit, recommended operating pressure 3 - 5 bar surface chrome			B34210 0120 10	448
	Necessary accessories Bluebox® 1/2", Basic set for concealed installation, without shut-off valves			GK0900 0000 00	111
	Bluebox® 3/4", Basic set for concealed installation, with shut-off valves			GK0900 0010 00	232
 	Thermostatic shower mixer for concealed installation connection type: basic set for concealed installation, thermostatic cartridge, round escutcheon \varnothing 170 mm, flow rate 20,6 l/min (3 bar), safety lock at 38°C, includes: visible parts with functional unit, recommended operating pressure 3 - 5 bar, 1 outlet, with shut-off valve surface chrome			C14200 0160 10	626
	2 outlets, with shut-off and diverter valve surface chrome			C14200 0140 10	650
	Necessary accessories Bluebox® 1/2", Basic set for concealed installation, without shut-off valves			GK0900 0000 00	111
	Bluebox® 3/4", Basic set for concealed installation, with shut-off valves			GK0900 0010 00	232
 	Single lever bath mixer for exposed installation connection type: s-union, centre distance 150 mm \pm 20 mm, ceramic cartridge, non-return valve in the hose connection, flow rate spout 20,6 l/min (3bar), flow rate hose connection 14,3 l/min (3bar), normal spray, hose connection DN15, connection size DN15, diverter automatically reverts from hand shower to bath spout when turned off, recommended operating pressure 3 - 5 bar surface chrome			B35230 0000 10	196

B.3

		Description	H (mm)	Model-No.	Euro
 		Single lever bath mixer for concealed installation connection type: basic set for concealed installation, ceramic cartridge, diverter bath spout / hand shower, round escutcheon \varnothing 170 mm, flow rate 22,5 l/min (3 bar), 2 outlets, includes: visible parts with functional unit, surface chrome, recommended operating pressure 3 - 5 bar			
		with diverter valve		B35210 0120 10	448
		with diverter valve and security combination		B35210 0180 10	570
		Necessary accessories Bluebox® 1/2", Basic set for concealed installation, without shut-off valves		GK0900 0000 00	111
		Bluebox® 3/4", Basic set for concealed installation, with shut-off valves		GK0900 0010 00	232
 		Thermostatic bath mixer for concealed installation connection type: basic set for concealed installation, thermostatic cartridge, safety lock at 38°C, round escutcheon \varnothing 170 mm, flow rate 20,6 l/min (3 bar), diverter bath spout / hand shower, includes: visible parts with functional unit, recommended operating pressure 3 - 5 bar, with shut-off and diverter valve surface chrome			
		with shut-off and diverter valve and security combination		C15200 0140 10	650
		surface chrome		C15200 0180 10	826
		Necessary accessories Bluebox® 1/2", Basic set for concealed installation, without shut-off valves		GK0900 0000 00	111
		Bluebox® 3/4", Basic set for concealed installation, with shut-off valves		GK0900 0010 00	232
 		Bath spout projection 205 mm, connection size DN15, flow rate 19,0 l/min (3 bar), noise class I, round escutcheon surface chrome		C15240 0100 10	263


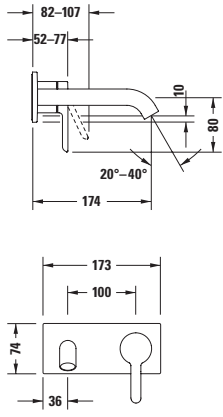

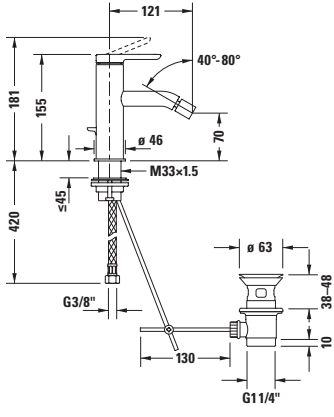

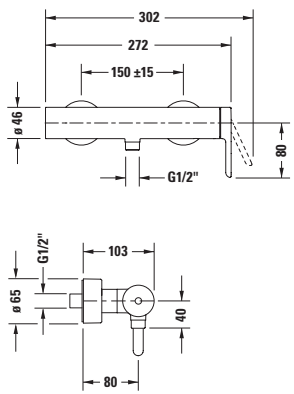
C.1 Design by Kurt Merki Jr.

	Description	H (mm)	Model-No.	Euro	
	 <p>Single lever basin mixer S ceramic cartridge, Projection 91 mm, flexible connection hoses 3/8", aerator adjustable, flow rate 5,0 l/min (3 bar), normal spray, connection size DN15, recommended operating pressure 3 - 5 bar, UWL class 1, noise class I, with pop-up waste set</p>				
		surface chrome	155	C11010 0010 10	263
		surface black matt	155	C11010 0010 46	348
		without pop-up waste set			
		surface chrome	155	C11010 0020 10	242
	surface black matt	155	C11010 0020 46	321	
	 <p>Single lever basin mixer M ceramic cartridge, Projection 113 mm, flexible connection hoses 3/8", aerator adjustable, flow rate 5,0 l/min (3 bar), normal spray, connection size DN15, recommended operating pressure 3 - 5 bar, UWL class 1, noise class I, with pop-up waste set</p>				
		surface chrome	175	C11020 0010 10	276
		surface black matt	175	C11020 0010 46	365
		without pop-up waste set			
		surface chrome	175	C11020 0020 10	254
	surface black matt	175	C11020 0020 46	337	
	 <p>Single lever basin mixer L ceramic cartridge, Projection 136 mm, flexible connection hoses 3/8", aerator adjustable, flow rate 5,0 l/min (3 bar), normal spray, connection size DN15, recommended operating pressure 3 - 5 bar, UWL class 1, noise class I, with pop-up waste set</p>				
		surface chrome	262	C11030 0010 10	333
		surface black matt	262	C11030 0010 46	449
		without pop-up waste set			
		surface chrome	262	C11030 0020 10	312
	surface black matt	262	C11030 0020 46	420	

C.1 Design by Kurt Merki Jr.

	Description	H (mm)	Model-No.	Euro
	<p>Single lever basin mixer XL ceramic cartridge, Projection 166 mm, flexible connection hoses 3/8", aerator adjustable, flow rate 5,1 l/min (3 bar), normal spray, connection size DN15, recommended operating pressure 3 - 5 bar, UWL class 1, noise class I, with pop-up waste set</p>			
		322	C11040 0010 10	357
		322	C11040 0010 46	482
	without pop-up waste set	322	C11040 0020 10	335
		322	C11040 0020 46	457
	<p>3-hole basin mixer ceramic cartridge, projection 140 mm, flexible connection hoses 3/8", aerator adjustable, flow rate 5,2 l/min (3 bar), normal spray, connection size DN15, recommended operating pressure 3 - 5 bar, UWL class 1, noise class I, with pop-up waste set</p>			
		158	C11060 0050 10	611
	without pop-up waste set	158	C11060 0030 10	568
		158	C11060 0030 10	568
	<p>3-hole basin mixer ceramic cartridge, projection 160 mm, flexible connection hoses 3/8", aerator adjustable, flow rate 5,2 l/min (3 bar), normal spray, connection size DN15, recommended operating pressure 3 - 5 bar, UWL class 1, noise class I, with pop-up waste set</p>			
		158	C11060 0060 10	647
	without pop-up waste set	158	C11060 0040 10	601
		158	C11060 0040 10	601


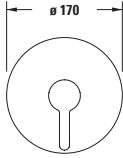
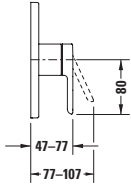

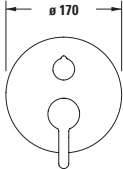
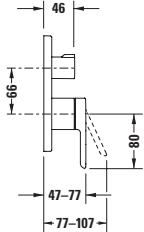

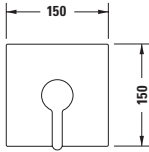
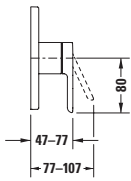
C.1 Design by Kurt Merki Jr.

	Description	H (mm)	Model-No.	Euro
 	Single lever basin mixer for concealed installation normal spray, ceramic cartridge, aerator adjustable, flow rate 5,2 l/min (3 bar), connection type: basic set for concealed installation, includes: visible parts, recommended operating pressure 3 - 5 bar, UWL class 1, noise class I, Projection 174 mm surface chrome		C11070 0030 10	339
	surface black matt Projection 225 mm surface chrome		C11070 0030 46	449
	surface black matt surface chrome		C11070 0040 10	371
	surface black matt		C11070 0040 46	491
	Necessary accessories Basic set single lever basin mixer for concealed installation, noise class I, connection size DN15		GK1900 0020 00	256
 	Single lever bidet mixer ceramic cartridge, projection 121 mm, flexible connection hoses 3/8", flow rate 5,0 l/min (3 bar), normal spray, spout fixed with ball joint, connection size DN15, recommended operating pressure 3 - 5 bar, noise class I, with pop-up waste set surface chrome	155	C12400 0010 10	298
	surface black matt	155	C12400 0010 46	399
 	Single lever shower mixer for exposed installation connection type: s-union, centre distance 150 mm ± 15 mm, ceramic cartridge, non-return valve in the hose connection, flow rate 12,6 l/min (3 bar), hose connection DN15, connection size DN15, recommended operating pressure 3 - 5 bar, noise class I surface chrome		C14230 0000 10	358


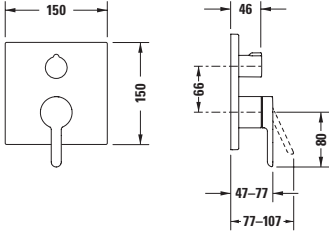

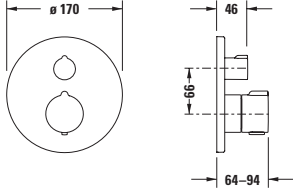
C.1 Design by Kurt Merki Jr.

	Description	H (mm)	Model-No.	Euro
	<p>Thermostatic shower mixer for exposed installation connection type: s-union, centre distance 150 mm ± 15 mm, thermostatic cartridge, safety lock at 38°C, non-return valve in the hose connection, flow rate 12,6 l/min (3 bar), hose connection DN15, connection size DN15, recommended operating pressure 3 - 5 bar, noise class I surface chrome</p>		C14220 0000 10	524
	<p>Shower System with single lever shower mixer, ceramic cartridge, connection size DN15, centre distance 150 mm ± 15 mm, hose connection DN15, flow rate 12,8 l/min (3 bar), Showerhead angle adjustable, height-adjustable hand shower holder, non-return valve in the hose connection, projection 350 mm, includes: shower hose 1600mm, hand shower air Ø 120, showerhead Ø 240 mm, recommended operating pressure 3 - 5 bar, noise class I</p>	1200	C14280 0070 10 C14280 0070 46	1.301 1.686
	<p>Shower System with thermostatic shower mixer, thermostatic cartridge, safety lock at 38°C, centre distance 150 mm ± 15 mm, connection size DN15, hose connection DN15, flow rate 12,6 l/min (3 bar), Showerhead angle adjustable, height-adjustable hand shower holder, non-return valve in the hose connection, projection 350 mm, includes: shower hose 1600mm, hand shower air Ø 120, showerhead Ø 240 mm, recommended operating pressure 3 - 5 bar, noise class I</p>	1200	C14280 0080 10 C14280 0080 46	1.431 1.856


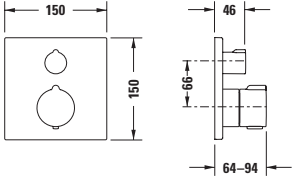

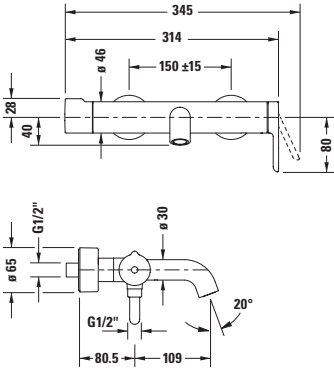

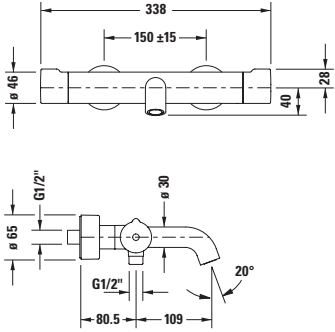
C.1 Design by Kurt Merki Jr.

			Description	H (mm)	Model-No.	Euro
  	Single lever shower mixer for concealed installation connection type: basic set for concealed installation, ceramic cartridge, 1 outlet, round escutcheon \varnothing 170 mm, flow rate 24,6 l/min (3 bar), includes: visible parts with functional unit, recommended operating pressure 3 - 5 bar					
	surface chrome				C14210 0100 10	316
	surface black matt				C14210 0100 46	417
	Necessary accessories Bluebox® 1/2", Basic set for concealed installation, without shut-off valves Bluebox® 3/4", Basic set for concealed installation, with shut-off valves				GK0900 0000 00 GK0900 0010 00	111 232
  	Single lever shower mixer for concealed installation connection type: basic set for concealed installation, ceramic cartridge, with diverter valve, round escutcheon \varnothing 170 mm, flow rate 22,5 l/min (3 bar), includes: visible parts with functional unit, recommended operating pressure 3 - 5 bar, diverter hand shower / showerhead					
	surface chrome				C14210 0120 10	473
	surface black matt				C14210 0120 46	627
	Necessary accessories Bluebox® 1/2", Basic set for concealed installation, without shut-off valves Bluebox® 3/4", Basic set for concealed installation, with shut-off valves				GK0900 0000 00 GK0900 0010 00	111 232
  	Single lever shower mixer for concealed installation connection type: basic set for concealed installation, ceramic cartridge, 1 outlet, square escutcheon 150 x 150 mm, flow rate 24,6 l/min (3 bar), includes: visible parts with functional unit, recommended operating pressure 3 - 5 bar					
	surface chrome				C14210 0090 10	327
	surface black matt				C14210 0090 46	437
	Necessary accessories Bluebox® 1/2", Basic set for concealed installation, without shut-off valves Bluebox® 3/4", Basic set for concealed installation, with shut-off valves				GK0900 0000 00 GK0900 0010 00	111 232


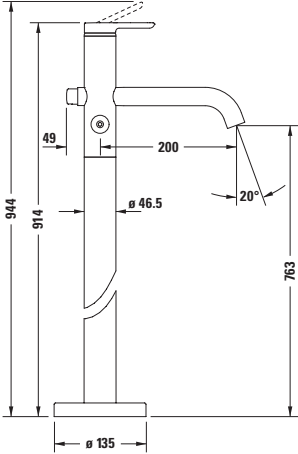

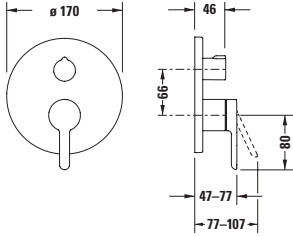
C.1 Design by Kurt Merki Jr.

		Description	H (mm)	Model-No.	Euro	
 	Single lever shower mixer for concealed installation connection type: basic set for concealed installation, ceramic cartridge, with diverter valve, square escutcheon 150 x 150 mm, flow rate 22,5 l/min (3 bar), includes: visible parts with functional unit, recommended operating pressure 3 - 5 bar, diverter hand shower / showerhead					
	surface chrome			C14210 0110 10	498	
	surface black matt			C14210 0110 46	662	
	Necessary accessories Bluebox® 1/2", Basic set for concealed installation, without shut-off valves			GK0900 0000 00	111	
	Bluebox® 3/4", Basic set for concealed installation, with shut-off valves			GK0900 0010 00	232	
	 	Thermostatic shower mixer for concealed installation connection type: basic set for concealed installation, thermostatic cartridge, round escutcheon Ø 170 mm, flow rate 20,6 l/min (3 bar), safety lock at 38°C, includes: visible parts with functional unit, recommended operating pressure 3 - 5 bar, 1 outlet, with shut-off valve				
		surface chrome			C14200 0160 10	626
		surface black matt			C14200 0160 46	832
		2 outlets, with shut-off and diverter valve				
		surface chrome			C14200 0140 10	650
surface black matt			C14200 0140 46	864		
Necessary accessories Bluebox® 1/2", Basic set for concealed installation, without shut-off valves			GK0900 0000 00	111		
Bluebox® 3/4", Basic set for concealed installation, with shut-off valves			GK0900 0010 00	232		


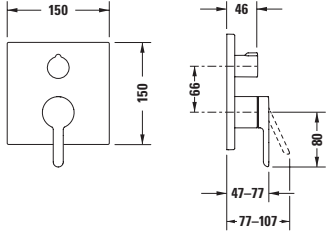
C.1 Design by Kurt Merki Jr.

	Description	H (mm)	Model-No.	Euro
 	Thermostatic shower mixer for concealed installation connection type: basic set for concealed installation, thermostatic cartridge, square escutcheon 150 x 150 mm, flow rate 20,6 l/min (3 bar), safety lock at 38°C, includes: visible parts with functional unit, recommended operating pressure 3 - 5 bar, 1 outlet, with shut-off valve surface chrome		C14200 0150 10	650
	surface black matt 2 outlets, with shut-off and diverter valve surface chrome		C14200 0150 46	864
	surface black matt surface chrome		C14200 0130 10	674
	surface black matt		C14200 0130 46	897
	Necessary accessories Bluebox® 1/2", Basic set for concealed installation, without shut-off valves		GK0900 0000 00	111
	Bluebox® 3/4", Basic set for concealed installation, with shut-off valves		GK0900 0010 00	232
 	Single lever bath mixer for exposed installation connection type: s-union, centre distance 150 mm ± 15 mm, ceramic cartridge, non-return valve in the hose connection, flow rate spout 21,6 l/min (3 bar), flow rate hose Connection 12,5 l/min (3bar), normal spray, hose connection DN15, connection size DN15, with diverter valve , recommended operating pressure 3 - 5 bar surface chrome		C15230 0000 10	507
	surface chrome		C15230 0000 10	507
 	Thermostatic bath mixer for exposed installation connection type: s-union, centre distance 150 mm ± 15 mm, thermostatic cartridge, non-return valve in the hose connection, flow rate spout 19,8 l/min (3 bar), flow rate hose connection 12,6 l/min (3bar), normal spray, hose connection DN15, connection size DN15, with shut-off and diverter valve, recommended operating pressure 3 - 5 bar, noise class I surface chrome		C15220 0000 10	611
	surface chrome		C15220 0000 10	611


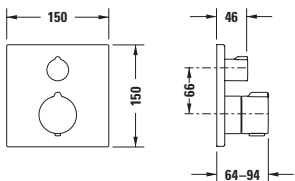

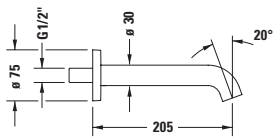

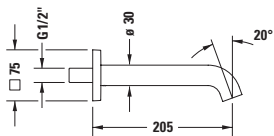
C.1 Design by Kurt Merki Jr.

		Description	H (mm)	Model-No.	Euro
 	<p>Freestanding bath mixer connection type: basic set for concealed installation, connection size DN15, Projection 200 mm, with diverter valve , integrated hand shower holder, non-return valve in the hose connection, flow rate spout 18,3 l/min (3bar), flow rate hand shower 12,1 l/min (3bar), recommended operating pressure 3 - 5 bar, width 210 mm, includes: shower hose and stick hand shower</p>				
	<p>surface chrome</p>	914	C15250 0000 10	2.010	
		<p>Necessary accessories Basic set freestanding bath mixer, connection size DN15</p>		GK5900 0030 00	571
 	<p>Single lever bath mixer for concealed installation connection type: basic set for concealed installation, diverter bath spout / hand shower, round escutcheon Ø 170 mm, flow rate 22,5 l/min (3 bar), ceramic cartridge, includes: visible parts with functional unit, recommended operating pressure 3 - 5 bar, with diverter valve</p>				
	<p>surface chrome</p>		C15210 0120 10	473	
	<p>surface black matt</p>		C15210 0120 46	627	
	<p>with diverter valve and security combination</p>		C15210 0180 10	602	
	<p>surface black matt</p>		C15210 0180 46	799	
			<p>Necessary accessories Bluebox® 1/2", Basic set for concealed installation, without shut-off valves</p>		GK0900 0000 00
		<p>Bluebox® 3/4", Basic set for concealed installation, with shut-off valves</p>		GK0900 0010 00	232


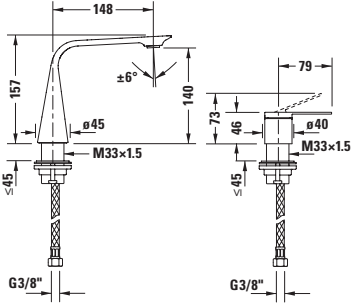

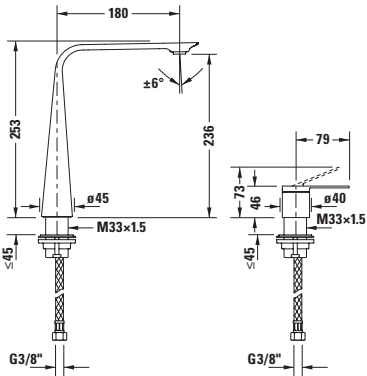

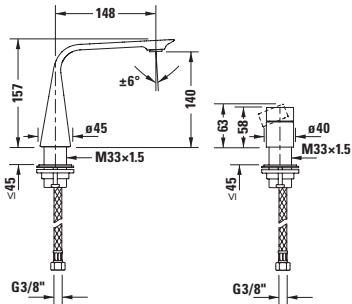
C.1 Design by Kurt Merki Jr.

		Description	H (mm)	Model-No.	Euro
 	Single lever bath mixer for concealed installation connection type: basic set for concealed installation, diverter bath spout / hand shower, square escutcheon 150 x 150 mm, flow rate 22,5 l/min (3 bar), ceramic cartridge, includes: visible parts with functional unit, recommended operating pressure 3 - 5 bar, with diverter valve surface chrome			C15210 0110 10	498
	surface black matt			C15210 0110 46	662
	with diverter valve and security combination surface chrome			C15210 0170 10	615
	surface black matt			C15210 0170 46	816
	Necessary accessories Bluebox® 1/2", Basic set for concealed installation, without shut-off valves			GK0900 0000 00	111
	Bluebox® 3/4", Basic set for concealed installation, with shut-off valves			GK0900 0010 00	232
	Thermostatic bath mixer for concealed installation connection type: basic set for concealed installation, thermostatic cartridge, safety lock at 38°C, round escutcheon Ø 170 mm, flow rate 20,6 l/min (3 bar), diverter bath spout / hand shower, includes: visible parts with functional unit, recommended operating pressure 3 - 5 bar, with shut-off and diverter valve surface chrome			C15200 0140 10	650
	surface black matt			C15200 0140 46	864
	with shut-off and diverter valve and security combination surface chrome			C15200 0180 10	826
	surface black matt			C15200 0180 46	1.095
Necessary accessories Bluebox® 1/2", Basic set for concealed installation, without shut-off valves			GK0900 0000 00	111	
Bluebox® 3/4", Basic set for concealed installation, with shut-off valves			GK0900 0010 00	232	

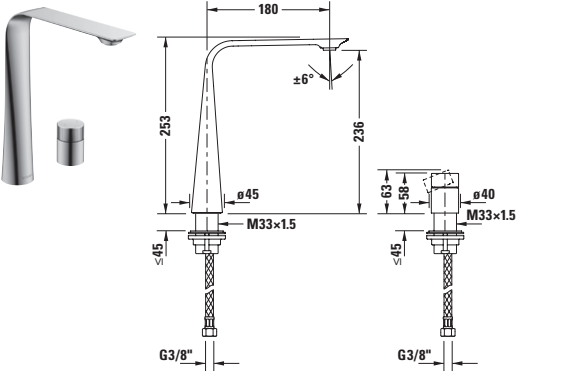
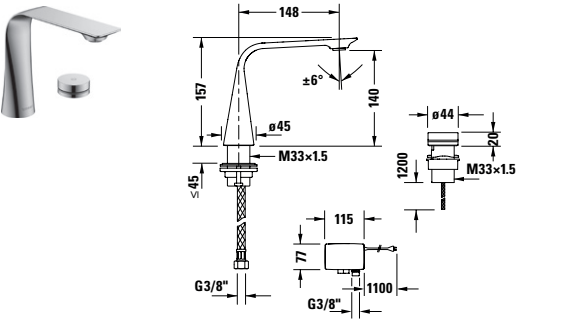

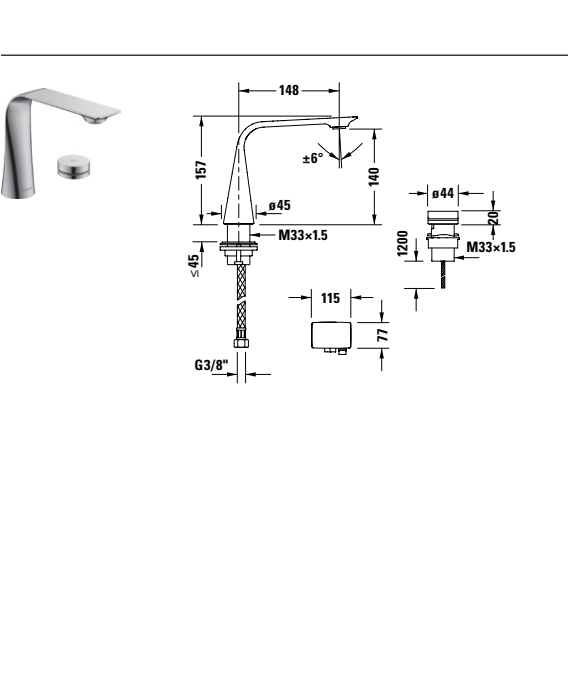
C.1 Design by Kurt Merki Jr.

		Description	H (mm)	Model-No.	Euro
 	Thermostatic bath mixer for concealed installation connection type: basic set for concealed installation, thermostatic cartridge, safety lock at 38°C, square escutcheon 150 x 150 mm, flow rate 20,6 l/min (3 bar), diverter bath spout / hand shower, includes: visible parts with functional unit, recommended operating pressure 3 - 5 bar, with shut-off and diverter valve				
	surface chrome			C15200 0130 10	674
	surface black matt			C15200 0130 46	897
	with shut-off and diverter valve and security combination				
	surface chrome			C15200 0170 10	856
	surface black matt			C15200 0170 46	1.137
	Necessary accessories				
	Bluebox® 1/2", Basic set for concealed installation, without shut-off valves			GK0900 0000 00	111
	Bluebox® 3/4", Basic set for concealed installation, with shut-off valves			GK0900 0010 00	232
	 	Bath spout projection 205 mm, connection size DN15, flow rate 19,0 l/min (3 bar), noise class I, round escutcheon			
surface chrome			C15240 0100 10	263	
surface black matt			C15240 0100 46	351	
 	Bath spout projection 205 mm, connection size DN15, flow rate 19,0 l/min (3 bar), noise class I, square escutcheon				
	surface chrome			C15240 0090 10	263
	surface black matt			C15240 0090 46	351

D.1 Design by Matteo Thun & Antonio Rodriguez

	Description	H (mm)	Model-No.	Euro
 	2-hole basin mixer M ceramic cartridge, flexible connection hoses 3/8", connection size DN15, normal spray, flow rate 4,7 l/min (3bar), aerator adjustable, projection 148 mm, recommended operating pressure 3 - 5 bar, without pop-up waste set			
		surface chrome	157	D11120 0020 10
	surface black matt	157	D11120 0020 46	1.620
Infobox: In combination with a vanity unit with console only one pull-out compartment possible. Handle position lateral to the basin, minimum distance to ceramic 100 mm, please consider the order form for consoles				
 	2-hole basin mixer XL ceramic cartridge, flexible connection hoses 3/8", connection size DN15, normal spray, flow rate 4,7 l/min (3bar), aerator adjustable, projection 180 mm, recommended operating pressure 3 - 5 bar, without pop-up waste set			
		surface chrome	253	D11130 0020 10
	surface black matt	253	D11130 0020 46	1.925
Infobox: In combination with a vanity unit with console only one pull-out compartment possible. Handle position lateral to the basin, minimum distance to ceramic 100 mm, please consider the order form for consoles				
 	2-hole basin mixer M with turning handle ceramic cartridge, flexible connection hoses 3/8", connection size DN15, normal spray, flow rate 4,7 l/min (3bar), aerator adjustable, projection 148 mm, recommended operating pressure 3 - 5 bar, without pop-up waste set			
		surface chrome	157	D11120 0090 10
Infobox: In combination with a vanity unit with console only one pull-out compartment possible. Handle position lateral to the basin, please consider the order form for consoles				


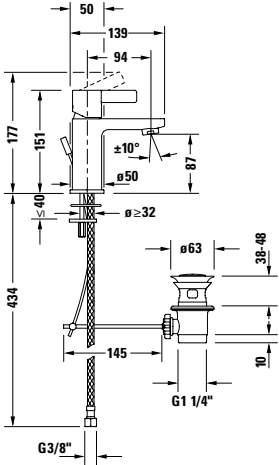

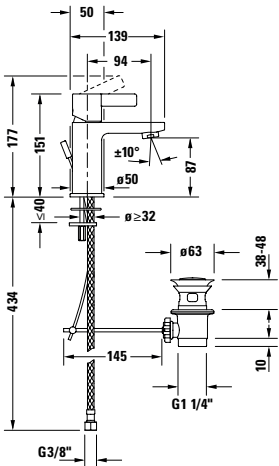

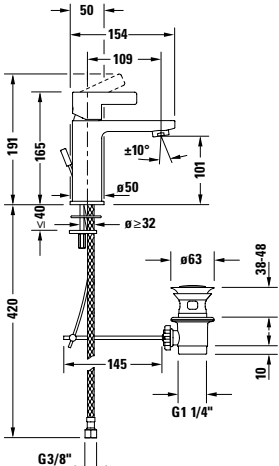
D.1 Design by Matteo Thun & Antonio Rodriguez

	Description	H (mm)	Model-No.	Euro
 <p>Technical drawing of a 2-hole basin mixer XL with turning handle. The drawing shows a side view of the faucet with a curved spout and a horizontal handle. Dimensions include a total height of 253 mm, a spout projection of 180 mm, and a handle length of 236 mm. The handle is angled at ±6°. The faucet body has a diameter of 45 mm and is mounted on an M33x1.5 hole. The base has a G3/8" connection. A detail view shows the handle mechanism with a diameter of 40 mm and a height of 63 mm.</p>	<p>2-hole basin mixer XL with turning handle ceramic cartridge, flexible connection hoses 3/8", connection size DN15, normal spray, flow rate 4,7 l/min (3bar), aerator adjustable, projection 180 mm, recommended operating pressure 3 - 5 bar, without pop-up waste set surface chrome</p>	253	D11130 0090 10	1.448
<p>Infobox: In combination with a vanity unit with console only one pull-out compartment possible. Handle position lateral to the basin, please consider the order form for consoles</p>				
 <p>Technical drawing of a 2-hole electronic basin mixer M with plug-in power supply. The drawing shows a side view of the faucet with a curved spout and a horizontal handle. Dimensions include a total height of 157 mm, a spout projection of 148 mm, and a handle length of 140 mm. The handle is angled at ±6°. The faucet body has a diameter of 45 mm and is mounted on an M33x1.5 hole. The base has a G3/8" connection. A detail view shows the electronic control unit with a diameter of 44 mm and a height of 20 mm. Another detail view shows the operating knob with a diameter of 115 mm and a height of 77 mm. The cable length is 1200 mm.</p>	<p>2-hole electronic basin mixer M with plug-in power supply electronic control via operating knob, temperature change simply by rotating visualized by color light change, locking function for ease of cleaning, flow rate 5,4 l/min (3bar), maximum temperature and waterflow time can be set individually, thermal disinfection, hygienic flush, scalding protection, normal spray, aerator adjustable, projection 148 mm, recommended operating pressure 3 - 5 bar, without pop-up waste set, without volume control, includes: spout, electronic control unit, operating knob (cable length 1200mm) surface chrome surface black matt</p>	157	D11100 0070 10	1.790
 <p>Technical drawing of a 2-hole electronic basin mixer M with built-in power supply. The drawing shows a side view of the faucet with a curved spout and a horizontal handle. Dimensions include a total height of 157 mm, a spout projection of 148 mm, and a handle length of 140 mm. The handle is angled at ±6°. The faucet body has a diameter of 45 mm and is mounted on an M33x1.5 hole. The base has a G3/8" connection. A detail view shows the electronic control unit with a diameter of 44 mm and a height of 20 mm. Another detail view shows the operating knob with a diameter of 115 mm and a height of 77 mm. The cable length is 1200 mm.</p>	<p>2-hole electronic basin mixer M with built-in power supply electronic control via operating knob, temperature change simply by rotating visualized by color light change, locking function for ease of cleaning, flow rate 5,4 l/min (3bar), maximum temperature and waterflow time can be set individually, thermal disinfection, hygienic flush, scalding protection, normal spray, aerator adjustable, projection 148 mm, recommended operating pressure 3 - 5 bar, without pop-up waste set, without volume control, includes: spout, electronic control unit, operating knob (cable length 1200mm) surface chrome surface black matt</p>	157	D11100 0080 10	1.907
 <p>Technical drawing of a 2-hole electronic basin mixer M with built-in power supply. The drawing shows a side view of the faucet with a curved spout and a horizontal handle. Dimensions include a total height of 157 mm, a spout projection of 148 mm, and a handle length of 140 mm. The handle is angled at ±6°. The faucet body has a diameter of 45 mm and is mounted on an M33x1.5 hole. The base has a G3/8" connection. A detail view shows the electronic control unit with a diameter of 44 mm and a height of 20 mm. Another detail view shows the operating knob with a diameter of 115 mm and a height of 77 mm. The cable length is 1200 mm.</p>	<p>2-hole electronic basin mixer M with built-in power supply electronic control via operating knob, temperature change simply by rotating visualized by color light change, locking function for ease of cleaning, flow rate 5,4 l/min (3bar), maximum temperature and waterflow time can be set individually, thermal disinfection, hygienic flush, scalding protection, normal spray, aerator adjustable, projection 148 mm, recommended operating pressure 3 - 5 bar, without pop-up waste set, without volume control, includes: spout, electronic control unit, operating knob (cable length 1200mm) surface chrome surface black matt</p>	157	D11100 0080 46	2.669


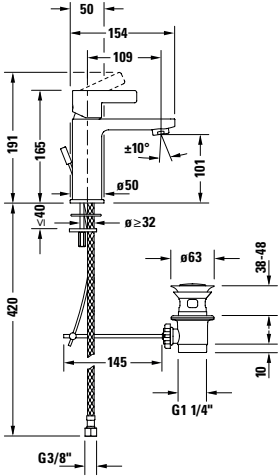

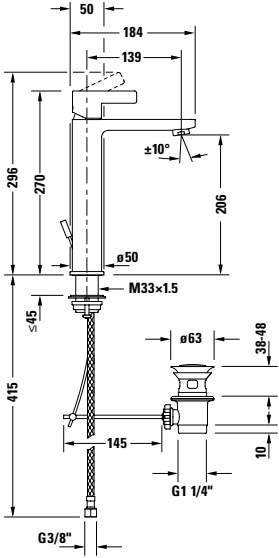

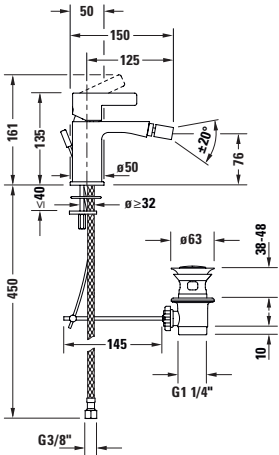
D.1 Design by Matteo Thun & Antonio Rodriguez

	Description	H (mm)	Model-No.	Euro
	<p>2-hole electronic basin mixer XL with plug-in power supply electronic control via operating knob, temperature change simply by rotating visualized by color light change, locking function for ease of cleaning, flow rate 5,4 l/min (3bar), maximum temperature and waterflow time can be set individually, thermal disinfection, hygienic flush, scalding protection, normal spray, aerator adjustable, projection 180 mm, recommended operating pressure 3 - 5 bar, without pop-up waste set, without volume control, includes: spout, electronic control unit, operating knob (cable length 1200mm)</p>			
	surface chrome	253	D11110 0070 10	2.009
	surface black matt	253	D11110 0070 46	2.813
	<p>2-hole electronic basin mixer XL with built-in power supply electronic control via operating knob, temperature change simply by rotating visualized by color light change, locking function for ease of cleaning, flow rate 5,4 l/min (3bar), maximum temperature and waterflow time can be set individually, thermal disinfection, hygienic flush, scalding protection, normal spray, aerator adjustable, projection 180 mm, recommended operating pressure 3 - 5 bar, without pop-up waste set, without volume control, includes: spout, electronic control unit, operating knob (cable length 1200mm)</p>			
	surface chrome	253	D11110 0080 10	2.124
	surface black matt	253	D11110 0080 46	2.977


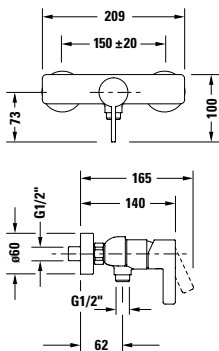

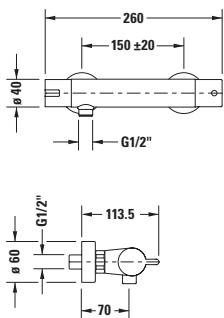

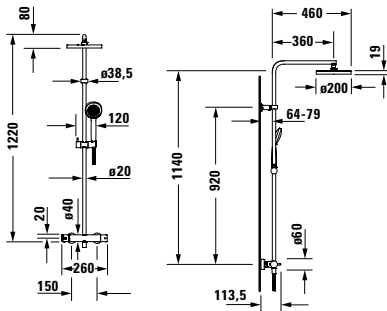

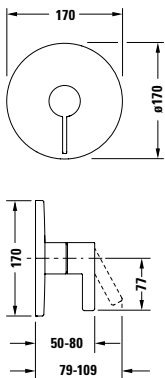
D-Neo Design by Bertrand Lejoly

	Description	H (mm)	Model-No.	Euro
 	<p>Single lever basin mixer S ceramic cartridge, Projection 94 mm, flexible connection hoses 3/8", aerator adjustable, flow rate 5,3 l/min (3 bar), normal spray, connection size DN15, surface chrome, maximum temperature can be adjusted on installation, recommended operating pressure 3 - 5 bar</p>			
	with pop-up waste set	151	DE1010 0010 10	139
	without pop-up waste set	151	DE1010 0020 10	125
 	<p>Single lever basin mixer S FreshStart ceramic cartridge, in centre position cold water, Projection 94 mm, flexible connection hoses 3/8", aerator adjustable, flow rate 5,2 l/min (3 bar), normal spray, connection size DN15, surface chrome, maximum temperature can be adjusted on installation, recommended operating pressure 3 - 5 bar</p>			
	with pop-up waste set	151	DE1011 0010 10	139
	without pop-up waste set	151	DE1011 0020 10	125
 	<p>Single lever basin mixer M ceramic cartridge, Projection 109 mm, flexible connection hoses 3/8", aerator adjustable, flow rate 5,1 l/min (3 bar), normal spray, connection size DN15, surface chrome, maximum temperature can be adjusted on installation, recommended operating pressure 3 - 5 bar</p>			
	with pop-up waste set	165	DE1020 0010 10	153
	without pop-up waste set	165	DE1020 0020 10	149


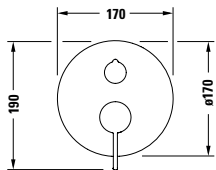
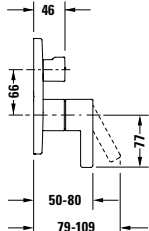

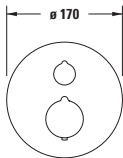
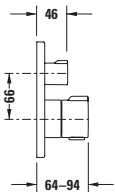

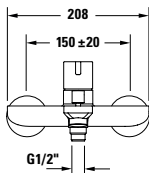
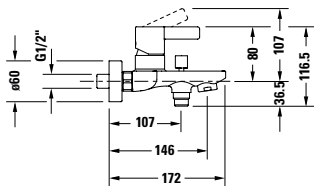
D-Neo Design by Bertrand Lejoly

	Description	H (mm)	Model-No.	Euro
 	Single lever basin mixer M FreshStart ceramic cartridge, in centre position cold water, Projection 109 mm, flexible connection hoses 3/8", aerator adjustable, flow rate 5,4 l/min (3bar), normal spray, connection size DN15, surface chrome, maximum temperature can be adjusted on installation, recommended operating pressure 3 - 5 bar with pop-up waste set without pop-up waste set	 165 165	 DE1021 0010 10 DE1021 0020 10	 153 149
 	Single lever basin mixer L ceramic cartridge, Projection 139 mm, flexible connection hoses 3/8", aerator adjustable, flow rate 5,3 l/min (3 bar), normal spray, connection size DN15, surface chrome, maximum temperature can be adjusted on installation, recommended operating pressure 3 - 5 bar with pop-up waste set without pop-up waste set	 270 270	 DE1030 0010 10 DE1030 0020 10	 253 243
 	Single lever bidet mixer ceramic cartridge, Projection 125 mm, flexible connection hoses 3/8", flow rate 5,4 l/min (3bar), normal spray, connection size DN15, spout fixed with ball joint, surface chrome, maximum temperature can be adjusted on installation, recommended operating pressure 3 - 5 bar with pop-up waste set	 135	 DE2400 0010 10	 138


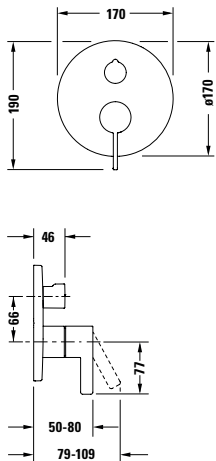

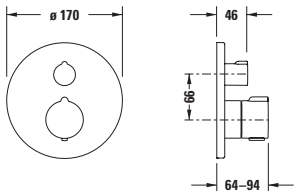

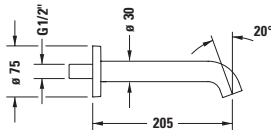
D-Neo Design by Bertrand Lejoly

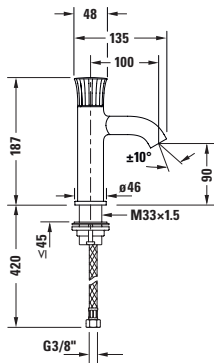
		Description	H (mm)	Model-No.	Euro
		Single lever shower mixer for exposed installation connection type: s-union, centre distance 150 mm ± 20 mm, ceramic cartridge, non-return valve in the hose connection, hose connection DN15, connection size DN15, recommended operating pressure 3 - 5 bar surface chrome		DE4230 0000 10	135
		Thermostatic shower mixer for exposed installation connection type: s-union, centre distance 150 mm ± 20 mm, thermostatic cartridge, safety lock at 38°C, non-return valve in the hose connection, flow rate 15,3 l/min (3 bar), hose connection DN15, connection size DN15, recommended operating pressure 3 - 5 bar, noise class I surface chrome		B24220 0000 10	263
		Shower System with thermostatic shower mixer, thermostatic cartridge, safety lock at 38°C, connection size DN15, centre distance 150 mm ± 20 mm, hose connection DN15, flow rate 15,3 l/min (3 bar), Showerhead angle adjustable, swivel shower arm, height-adjustable hand shower holder, non-return valve in the hose connection, includes: shower hose 1600mm, hand shower Ø 97, showerhead Ø 200 mm, recommended operating pressure 3 - 5 bar surface chrome	1220	B24280 0080 10	690
		Single lever shower mixer for concealed installation connection type: basic set for concealed installation, ceramic cartridge, round escutcheon Ø 170 mm, flow rate 24,6 l/min (3 bar), includes: visible parts with functional unit, recommended operating pressure 3 - 5 bar surface chrome		DE4210 0100 10	331
		Necessary accessories Bluebox® 1/2", Basic set for concealed installation, without shut-off valves		GK0900 0000 00	111
		Bluebox® 3/4", Basic set for concealed installation, with shut-off valves		GK0900 0010 00	232

D-Neo Design by Bertrand Lejoly

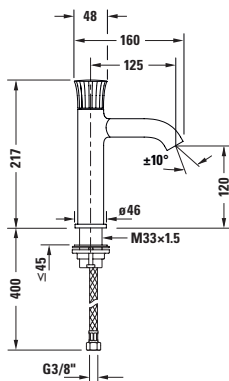
		Description	H (mm)	Model-No.	Euro
		Single lever shower mixer for concealed installation connection type: basic set for concealed installation, ceramic cartridge, round escutcheon \varnothing 170 mm, flow rate 22,5 l/min (3 bar), with diverter valve , 2 outlets, diverter hand shower / showerhead, includes: visible parts with functional unit, recommended operating pressure 3 - 5 bar surface chrome		DE4210 0120 10	422
					
		Necessary accessories Bluebox® 1/2", Basic set for concealed installation, without shut-off valves		GK0900 0000 00	111
		Bluebox® 3/4", Basic set for concealed installation, with shut-off valves		GK0900 0010 00	232
		Thermostatic shower mixer for concealed installation connection type: basic set for concealed installation, thermostatic cartridge, round escutcheon \varnothing 170 mm, flow rate 20,6 l/min (3 bar), safety lock at 38°C, includes: visible parts with functional unit, recommended operating pressure 3 - 5 bar, 1 outlet, with shut-off valve surface chrome		C14200 0160 10	626
					
		2 outlets, with shut-off and diverter valve surface chrome		C14200 0140 10	650
		Necessary accessories Bluebox® 1/2", Basic set for concealed installation, without shut-off valves		GK0900 0000 00	111
		Bluebox® 3/4", Basic set for concealed installation, with shut-off valves		GK0900 0010 00	232
		Single lever bath mixer for exposed installation connection type: s-union, centre distance 150 mm \pm 20 mm, ceramic cartridge, non-return valve in the hose connection, normal spray, hose connection DN15, connection size DN15, diverter automatically reverts from hand shower to bath spout when turned off, recommended operating pressure 3 - 5 bar surface chrome		DE5230 0000 10	167
					

D-Neo Design by Bertrand Lejoly

		Description	H (mm)	Model-No.	Euro
 	Single lever bath mixer for concealed installation connection type: basic set for concealed installation, ceramic cartridge, diverter bath spout / hand shower, round escutcheon \varnothing 170 mm, flow rate 22,5 l/min (3 bar), 2 outlets, includes: visible parts with functional unit, surface chrome, recommended operating pressure 3 - 5 bar				
	with diverter valve			DE5210 0120 10	422
	with diverter valve and security combination			DE5210 0180 10	538
	Necessary accessories Bluebox® 1/2", Basic set for concealed installation, without shut-off valves			GK0900 0000 00	111
	Bluebox® 3/4", Basic set for concealed installation, with shut-off valves			GK0900 0010 00	232
 	Thermostatic bath mixer for concealed installation connection type: basic set for concealed installation, thermostatic cartridge, safety lock at 38°C, round escutcheon \varnothing 170 mm, flow rate 20,6 l/min (3 bar), diverter bath spout / hand shower, includes: visible parts with functional unit, recommended operating pressure 3 - 5 bar, with shut-off and diverter valve surface chrome				
	with shut-off and diverter valve and security combination			C15200 0140 10	650
	surface chrome			C15200 0180 10	826
	Necessary accessories Bluebox® 1/2", Basic set for concealed installation, without shut-off valves			GK0900 0000 00	111
	Bluebox® 3/4", Basic set for concealed installation, with shut-off valves			GK0900 0010 00	232
 	Bath spout projection 205 mm, connection size DN15, flow rate 19,0 l/min (3 bar), noise class I, round escutcheon surface chrome				
				C15240 0100 10	263


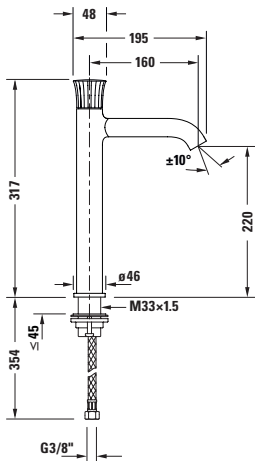

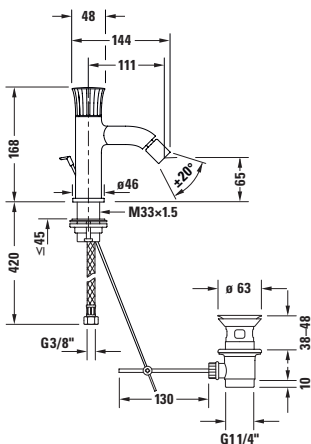

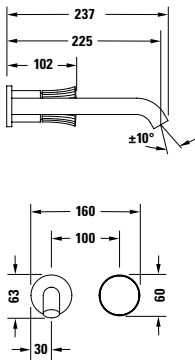
White Tulip Design by Philippe Starck


Description	H (mm)	Model-No.	Euro
Single lever basin mixer S ceramic cartridge, projection 100 mm, flexible connection hoses 3/8", aerator adjustable, normal spray, connection size DN15, surface chrome, maximum temperature can be adjusted on installation, recommended operating pressure 3 - 5 bar without pop-up waste set	187	WT1010 0020 10	374
Suitable accessories			
Slotted waste, for washbasins without overflow		005024 1000	88
Slotted waste, for washbasins without overflow		005038 1000	88
Push-open waste, for washbasins with overflow ***		005052 1000	83
Infobox: In conjunction with pop-up basin waste or push-open valve the flow capacity of max. 7,5l /min./tap should not be exceeded / *** Recommended in conjunction with wall mounted tap fitting, vanity unit and/or consoles			


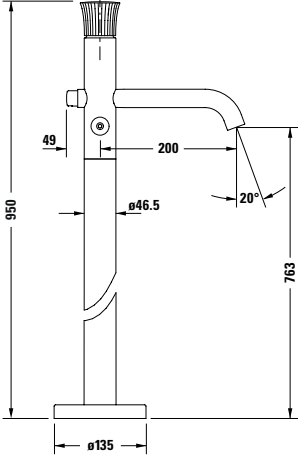

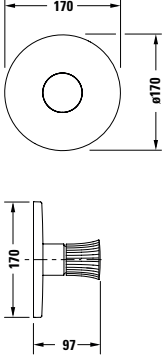

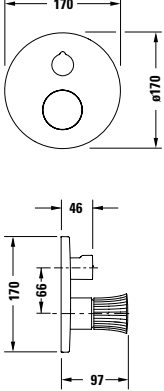


Single lever basin mixer M ceramic cartridge, Projection 125 mm, flexible connection hoses 3/8", aerator adjustable, normal spray, connection size DN15, surface chrome, maximum temperature can be adjusted on installation, recommended operating pressure 3 - 5 bar without pop-up waste set	217	WT1020 0020 10	387
Suitable accessories			
Slotted waste, for washbasins without overflow		005024 1000	88
Slotted waste, for washbasins without overflow		005038 1000	88
Push-open waste, for washbasins with overflow ***		005052 1000	83
Infobox: In conjunction with pop-up basin waste or push-open valve the flow capacity of max. 7,5l /min./tap should not be exceeded / *** Recommended in conjunction with wall mounted tap fitting, vanity unit and/or consoles			


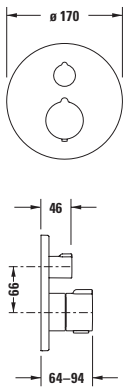

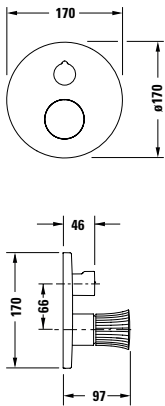
White Tulip Design by Philippe Starck

	Description	H (mm)	Model-No.	Euro	
 	Single lever basin mixer XL ceramic cartridge, projection 160 mm, flexible connection hoses 3/8", aerator adjustable, normal spray, connection size DN15, surface chrome, maximum temperature can be adjusted on installation, recommended operating pressure 3 - 5 bar				
	without pop-up waste set	317	WT1040 0020 10	567	
	Suitable accessories Slotted waste, for washbasins without overflow			005024 1000	88
	Slotted waste, for washbasins without overflow			005038 1000	88
Push-open waste, for washbasins with overflow ***			005052 1000	83	
Infobox: In conjunction with pop-up basin waste or push-open valve the flow capacity of max. 7,5l /min./tap should not be exceeded / *** Recommended in conjunction with wall mounted tap fitting, vanity unit and/or consoles					
 	Single lever bidet mixer ceramic cartridge, projection 111 mm, flexible connection hoses 3/8", normal spray, connection size DN15, spout fixed with ball joint, surface chrome, maximum temperature can be adjusted on installation, recommended operating pressure 3 - 5 bar				
	with pop-up waste set	168	WT2400 0010 10	450	
 	Single lever basin mixer for concealed installation ceramic cartridge, normal spray, aerator adjustable, connection type: basic set for concealed installation, includes: visible parts, recommended operating pressure 3 - 5 bar, Projection 225 mm surface chrome				
			WT1070 0040 10	522	
	Necessary accessories Basic set single lever basin mixer for concealed installation, connection size DN15			GK1900 0020 00	256


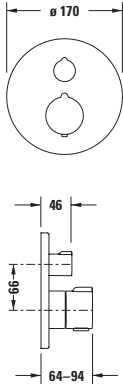
White Tulip Design by Philippe Starck

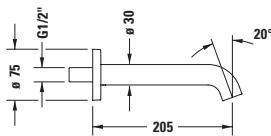
		Description	H (mm)	Model-No.	Euro
 	Freestanding bath mixer connection type: basic set for concealed installation, connection size DN15, Projection 200 mm, with diverter valve , integrated hand shower holder, non-return valve in the hose connection, recommended operating pressure 3 - 5 bar, width 210 mm, includes: shower hose and stick hand shower surface chrome		950	WT5250 0000 10	2.070
	Necessary accessories Basic set freestanding bath mixer, connection size DN15			GK5900 0030 00	571
 	Single lever shower mixer for concealed installation connection type: basic set for concealed installation, ceramic cartridge, round escutcheon Ø 170 mm, flow rate 24,6 l/min (3 bar), includes: visible parts with functional unit, recommended operating pressure 3 - 5 bar surface chrome			WT4210 0100 10	306
	Necessary accessories Bluebox® 1/2", Basic set for concealed installation, without shut-off valves			GK0900 0000 00	111
	Bluebox® 3/4", Basic set for concealed installation, with shut-off valves			GK0900 0010 00	232
 	Single lever shower mixer for concealed installation connection type: basic set for concealed installation, ceramic cartridge, round escutcheon Ø 170 mm, flow rate 22,5 l/min (3 bar), with diverter valve , 2 outlets, diverter hand shower / showerhead, includes: visible parts with functional unit, recommended operating pressure 3 - 5 bar surface chrome			WT4210 0120 10	459
	Necessary accessories Bluebox® 1/2", Basic set for concealed installation, without shut-off valves			GK0900 0000 00	111
	Bluebox® 3/4", Basic set for concealed installation, with shut-off valves			GK0900 0010 00	232

White Tulip Design by Philippe Starck

		Description	H (mm)	Model-No.	Euro
 		Thermostatic shower mixer for concealed installation connection type: basic set for concealed installation, thermostatic cartridge, round escutcheon Ø 170 mm, flow rate 20,6 l/min (3 bar), safety lock at 38°C, includes: visible parts with functional unit, recommended operating pressure 3 - 5 bar, 1 outlet, with shut-off valve			
		surface chrome		C14200 0160 10	626
		2 outlets, with shut-off and diverter valve		C14200 0140 10	650
		surface chrome		C14200 0140 10	650
		Necessary accessories Bluebox® 1/2", Basic set for concealed installation, without shut-off valves		GK0900 0000 00	111
	Bluebox® 3/4", Basic set for concealed installation, with shut-off valves		GK0900 0010 00	232	
 		Single lever bath mixer for concealed installation connection type: basic set for concealed installation, ceramic cartridge, diverter bath spout / hand shower, round escutcheon Ø 170 mm, flow rate 22,5 l/min (3 bar), 2 outlets, includes: visible parts with functional unit, surface chrome, recommended operating pressure 3 - 5 bar			
		with diverter valve		WT5210 0120 10	459
		with diverter valve and security combination		WT5210 0180 10	586
		Necessary accessories Bluebox® 1/2", Basic set for concealed installation, without shut-off valves		GK0900 0000 00	111
		Bluebox® 3/4", Basic set for concealed installation, with shut-off valves		GK0900 0010 00	232

White Tulip Design by Philippe Starck





		Description	H (mm)	Model-No.	Euro
 	Thermostatic bath mixer for concealed installation connection type: basic set for concealed installation, thermostatic cartridge, safety lock at 38°C, round escutcheon Ø 170 mm, flow rate 20,6 l/min (3 bar), diverter bath spout / hand shower, includes: visible parts with functional unit, recommended operating pressure 3 - 5 bar, with shut-off and diverter valve surface chrome			C15200 0140 10	650
	with shut-off and diverter valve and security combination surface chrome			C15200 0180 10	826
	Necessary accessories Bluebox® 1/2", Basic set for concealed installation, without shut-off valves			GK0900 0000 00	111
	Bluebox® 3/4", Basic set for concealed installation, with shut-off valves			GK0900 0010 00	232
	Bath spout projection 205 mm, connection size DN15, flow rate 19,0 l/min (3 bar), noise class I, round escutcheon surface chrome			C15240 0100 10	263








Accessories faucets

	Description	Model-No.	Euro
	Shower Set includes: shower rail, shower hose 1600mm and handshower Ø 97, Spray modes: 1, silicon naps for easy cleaning, surface chrome		
	shower rail 900mm	UV0680 0260 00	202
	shower rail 700mm	UV0680 0280 00	198
	Hand shower Ø 97 mm connection thread 1/2", silicon naps for easy cleaning, Spray modes: 1, maximum flow rate 7 / 12 l/min (3bar), flow limiter enclosed surface chrome	UV0650 0080 00	47
	Hand shower Ø 106 mm connection thread 1/2", silicon naps for easy cleaning, spray mode adjustment by turning, Spray modes: 3, maximum flow rate 7 / 12 l/min (3bar), flow limiter enclosed surface chrome	UV0650 0090 00	98
	Hand shower Air Ø 105 mm connection thread 1/2", silicon naps for easy cleaning, Spray modes: 1, maximum flow rate 7 / 24 l/min (3bar), flow limiter enclosed, with air function surface chrome	UV0650 0100 00	48
	Stick hand shower connection thread 1/2", silicon naps for easy cleaning, Spray modes: 1, maximum flow rate 7 / 24 l/min (3bar), flow limiter enclosed, 183 mm		
	surface chrome	UV0640 0000 00	72
	surface black matt	UV0640 0000 46	92
	Showerhead Showerhead angle adjustable, Spray modes: 1, material: plastic, connection thread 1/2", Installation: ceiling or wall, flow rate 10,4 l/min (3bar), 200 mm		
	surface chrome	UV0660 0130 00	248
	surface black matt	UV0660 0130 46	321
<div style="border: 1px solid black; padding: 5px;"> Infobox: please note the combination matrix in the product information </div>			








Accessories faucets

	Description	Model-No.	Euro
	Showerhead Showerhead angle adjustable, Spray modes: 1, Material: stainless steel, connection thread 1/2", Installation: ceiling or wall, flow rate 9,0 l/min (3bar), 240 mm		
	surface chrome	UV0660 0140 00	401
	surface black matt	UV0660 0140 46	516
	flow rate 9,1 l/min (3bar), 300 mm		
	surface chrome	UV0660 0150 00	584
	surface black matt	UV0660 0150 46	753
	flow rate 12 l/min (3bar), 400 mm		
	surface chrome	UV0660 0160 00	1.011
	surface black matt	UV0660 0160 46	1.301
	Infobox: please note the combination matrix in the product information		
	Showerhead Showerhead angle adjustable, Spray modes: 1, Material: stainless steel, connection thread 1/2", Installation: ceiling or wall, flow rate 8,8 l/min (3bar), 240 x 240 mm		
	surface chrome	UV0660 0270 00	462
	surface black matt	UV0660 0270 46	596
	flow rate 9,1 l/min (3bar), 300 x 300 mm		
	surface chrome	UV0660 0280 00	605
	surface black matt	UV0660 0280 46	781
	flow rate 12,2 l/min (3bar), 400 x 400 mm		
	surface chrome	UV0660 0290 00	1.052
	surface black matt	UV0660 0290 46	1.358
	Infobox: please note the combination matrix in the product information		
	Shower arm, curved connection size DN15, only for showerheads with size up to 240 mm, 352 mm, round escutcheon		
	surface chrome	UV0670 0170 00	163
	surface black matt	UV0670 0170 46	211
	square escutcheon		
	surface chrome	UV0670 0300 00	189
	surface black matt	UV0670 0300 46	245
	Shower arm, angled connection size DN15, only for showerheads with size up to 240 mm, 352 mm, round escutcheon		
	surface chrome	UV0670 0180 00	204
	surface black matt	UV0670 0180 46	264
	square escutcheon		
	surface chrome	UV0670 0310 00	228
	surface black matt	UV0670 0310 46	295

Accessories faucets

	Description	Model-No.	Euro
	Shower arm connection size DN15, only for showerheads with size up to 240 mm, 352 mm, round escutcheon		
	surface chrome	UV0670 0190 00	170
	surface black matt	UV0670 0190 46	217
	square escutcheon		
	surface chrome	UV0670 0320 00	201
	surface black matt	UV0670 0320 46	258
	Shower arm with wall mounting plate round escutcheon, connection size DN15, 385 mm		
	surface chrome	UV0670 0200 00	242
	surface black matt	UV0670 0200 46	312
	485 mm		
	surface chrome	UV0670 0210 00	268
	surface black matt	UV0670 0210 46	347
	Ceiling mount shower arm round escutcheon, connection size DN15, 125 mm		
	surface chrome	UV0670 0220 00	81
	surface black matt	UV0670 0220 46	104
	225 mm		
	surface chrome	UV0670 0230 00	112
	surface black matt	UV0670 0230 46	148
	325 mm		
	surface chrome	UV0670 0240 00	144
surface black matt	UV0670 0240 46	186	
	Ceiling mount shower arm square escutcheon, connection size DN15, 125 mm		
	surface chrome	UV0670 0330 00	98
	225 mm		
	surface chrome	UV0670 0340 00	131
	325 mm		
surface chrome	UV0670 0350 00	162	
	Shower rail height-adjustable hand shower holder, Ø 20 mm, 700 mm		
	surface chrome	UV0600 0010 00	124
	surface black matt	UV0600 0010 46	174
	900 mm		
	surface chrome	UV0600 0020 00	153
surface black matt	UV0600 0020 46	180	







Accessories faucets

	Description	Model-No.	Euro
	Shower hose twist-free nut, with conical hose nut, connection thread 1/2", 1250 mm		
	metal effect shower hose 1600 mm	UV0610 0030 00	29
	metal effect shower hose	UV0610 0040 00	32
	black matt shower hose 1800 mm	UV0610 0040 46	76
	metal effect shower hose	UV0610 0050 00	35
	wall outlet connection size DN15, round escutcheon, non-return valve in the hose connection		
	surface chrome	UV0630 0060 00	92
	surface black matt	UV0630 0060 46	116
	wall outlet round escutcheon, with hand shower holder , connection size DN15, non-return valve in the hose connection, fixed holding position		
	surface chrome	UV0630 0070 00	108
	surface black matt	UV0630 0070 46	138
	wall outlet connection size DN15, square escutcheon, non-return valve in the hose connection		
	surface chrome	UV0630 0250 00	92
	wall outlet square escutcheon, with hand shower holder , connection size DN15, non-return valve in the hose connection, fixed holding position		
	surface chrome	UV0630 0260 00	108
	Hand shower holder fixed holding position, for shower hoses with conical nut, material: plastic		
	surface chrome	UV0620 0000 00	17
	Hand shower holder round escutcheon, fixed holding position, for shower hoses with conical nut, material: brass		
	surface chrome	UV0620 0060 00	102
	surface black matt	UV0620 0060 46	133

Accessories faucets

	Description	Model-No.	Euro
	Hand shower holder square escutcheon, fixed holding position, for shower hoses with conical nut, material: brass surface chrome	UV0620 0250 00	103
	Basic set single lever basin mixer for concealed installation noise class I connection size DN15	GK1900 0020 00	256
	Basic set single lever basin mixer for concealed installation connection size DN15	GK1900 0030 00	256
	Basic set freestanding bath mixer for mounting onto bathroom floor connection size DN15	GK5900 0030 00	571
	Bluebox® 1/2" BLUEBOX® is a registered trademark of Oras Oy, Basic set for concealed installation, Installation depth 75 mm - 105 mm, without shut-off valves connection size DN15	GK0900 0000 00	111
	Bluebox® 3/4" BLUEBOX® is a registered trademark of Oras Oy, Basic set for concealed installation, Installation depth 75 mm - 105 mm, with shut-off valves connection size DN20	GK0900 0010 00	232
	Escutcheon extension 15 mm, round for Bluebox	T53795 1	77
	Escutcheon extension 15 mm, square for Bluebox	T53795 0	77
	Alignment set Alignment of the rosette by $\pm 3.5^\circ$ after installation for Bluebox	T53794 9	36

Accessories faucets

	Description	Model-No.	Euro
	Extension set 15 mm (max. 30 mm) for Bluebox	T53795 2	107
	Reverse adapter for changing in- or outcoming water, Adapter extends by 15mm for Bluebox	T53794 8	107
	Locking plug for Bluebox	T53784 7	34
	Flushing set for Bluebox	T63838 6	74
	Sealing collar for Bluebox	T63838 7	14
	Installation ring for Bluebox	T63838 8	25

SensoWash®

SensoWash® shower toilet seats

SensoWash® Starck	374
SensoWash® Starck f	375
SensoWash® Slim	376

SensoWash® suitable toilets

Darling New SensoWash® toilets	378
DuraStyle SensoWash® toilets	381
Happy D.2 SensoWash® toilets	386
ME by Starck SensoWash® toilets	388
Starck 2 SensoWash® toilets	395
Starck 3 SensoWash® toilets	397
Vero Air SensoWash® toilets	399
Viu SensoWash® toilets	400

SensoWash® Sets incl. toilet

SensoWash® Slim Set	401
---------------------	-----

SensoWash® Compact shower toilet

SensoWash® Starck f	404
---------------------	-----

SensoWash® integrated shower toilet

SensoWash® i	407
--------------	-----

Accessories SensoWash®	413
------------------------	-----

SensoWash® Product information

Technical Product Information:

1. General

All SensoWash® shower toilets are equipped with an instant heater and soft closure as a standard. A protection device according EN1717 is integrated to all european versions.

2. Water supply

Supply SensoWash® with cold drinking water (PWC) from the main water system only. Do not connect any waste water, grey water, industrial water, sea water or other untreated or semi-treated water.

Needed inlet water pressure 0,07-0,75 MPa (0,7 - 7,5 bar)

Install a water water softener with water hardness ≥ 2.4 mmol/l ($\geq 14^\circ$ dH and/or 24° fH).

3. Power consumption

Information related to the power consumption of the single SensoWash® models please see product data sheets.

4. Electrical installation

Connect a separate upstream circuit breaker and an upstream residual current device (RCD). For additional information concerning electrical pre-installation please see product and pre-installation data sheets.

5. Protection class

All SensoWash® products are equipped with protection class IP X4 - protection against water spray from all sides (see page 1026).

6. Temperature range

Operating temperature	4 - 40 °C
Shower water temperature	36 - 40 °C
Seat temperature	33 - 37 °C
Warm air dryer temperature	40 - 55 °C

SensoWash® Product information

SensoWash® Series



SensoWash® Slim



SensoWash® Starck C



SensoWash® Starck f



SensoWash® i

	SensoWash® Slim	SensoWash® Starck C	SensoWash® Starck f	SensoWash® i
Darling New	●	●	-	
DuraStyle	●	●	-	
Happy D.2	●	●	-	
ME by Starck	●	-	●	
Starck 2	●	●	-	Generic Design
Starck 3	●	●	-	
Vero Air	●	-	-	
Viu	●	-	-	

Icon Description



Rearwash

Gentle and safe rear cleansing.



Ladywash

Spray wand function for feminine cleansing.




Comfortwash

Forward and backward moving movement of spray wand during shower.



Warm air dryer

Pleasant drying through warm air after shower.



Temperature

Individually adjustable temperature of shower functions, seat heating and warm air dryer.



Spray wand position

Spray wand position can be adjusted to individual preference.



Water spray intensity

Water spray intensity can be adjusted to individual preference.



User profiles

Personal preferences can be stored in different user profiles.



Electromotive actuated seat and lid

Convenient opening of seat at the touch of a button.



Stop

Stops active functions.



Odor extraction

Odor extraction with maintenance-free filter.



Full flush



Eco flush

SensoWash® Product information

Settings

Seat heating

Integrated seat heating for comfortable sensible heat with individual adjustable temperature in 3 levels.

Energy saving mode

Individual time setting of seat heating.

Auto lid opening/closing

Touchless opening and closing of lid during approach / leaving.

Night light

Illuminated inner bowl for night mode.

Automatic odor extraction

Automatic activation / deactivation of odor extraction according to seat occupancy depending on the set follow-up time.

Additional functions

Automatic cleaning

Spray wand and nozzle are cleaned automatically before and after use.

Soft closure

Silent closing seat and lid.

Blocking function via remote control

No function can be used while this function is activated.

Seat sensor

User detection by an integrated sensor in the seat.

Follow-up time

Time the odor extraction stays activated after leaving the toilet. It can be adjusted to individual preferences in 2 options.

Auto flush

Automatic full flush by leaving the toilet.

Pre-flush

Water applied to inner bowl ceramic to minimize cleaning efforts.

Spray nozzle

Spray nozzle detachable for cleaning and replacement.

Quick release

Seat unit for WC-cleansing easy and quickly removable.

Seat and lid easy removable one-handed

Drainage in periods of prolonged disuse

Descaling function

For regular care of the product.

SensoWash® Product information

Overview european versions

SensoWash® Slim





SensoWash® Starck f



	SensoWash® Slim	SensoWash® Starck f
Shower functions		
Rearwash	●	●
Ladywash	●	●
Comfortwash	●	●
Adjustable spray wand position	●	●
Adjustable water spray intensity	●	●
Seat		
Seat heating	-	●
Energy saving mode	-	●
Auto opening and closing lid	-	● ¹⁾
Electromotive actuated lid / seat	- / -	● ¹⁾ / -
Seat sensor	-	●
Comfort		
Warm air dryer	-	●
Adjustable water / dryer / seat temperature	● / - / -	● / ● / ●
Odor extraction ²⁾ via remote control or App	-	●
Programmable user profiles	-	● ¹⁾
Night light function	●	●
Remote control	●	●
SensoWash App	-	●
Hygiene		
Rimless®	optional	●
HygieneGlaze	optional	●
WonderGliss	optional	-
Descaling function	●	●
Automatic cleaning of spray wand and nozzle before and after use	●	●




¹⁾ Plus version / ²⁾ Only in combination with DuraSystem® installation frame and A2 actuator plate

SensoWash® Product information




Overview international versions	SensoWash® Slim	SensoWash® Starck C	SensoWash® Starck f	SensoWash® i
				
Shower functions				
Rearwash	●	●	●	●
Ladywash	●	●	●	●
Comfortwash	●	●	●	●
Adjustable spray wand position	●	●	●	●
Adjustable water spray intensity	●	●	●	●
Seat				
Seat heating	● ²⁾	●	●	●
Energy saving mode	● ²⁾	●	●	●
Auto opening and closing lid	-	-	● ¹⁾	● ¹⁾
Electromotive opening and closing lid / seat	- / -	● / ●	● ¹⁾ / -	● ¹⁾ / -
Seat sensor	● ²⁾	●	●	●
Comfort				
Warm air dryer	-	●	●	●
Adjustable water / dryer / seat temperature	● / - / ● ²⁾	● / ● / ●	● / ● / ●	● / ● / ●
Odor extraction	-	-	● ¹⁾	● ¹⁾
Programmable user profiles	-	●	● ¹⁾	● ¹⁾
Night light function	●	●	●	●
Remote control	●	●	●	●
SensoWash App	-	-	●	●
Integrated flushing system				
Auto flush	-	-	-	●
Full flush	-	-	-	●
Eco flush	-	-	-	●
Pre-flush	-	-	-	●
Hygiene				
Rimless®	optional	optional	●	●
HygieneGlaze	optional	optional	●	●
WonderGliss	optional	optional	-	-
Descaling function	● ³⁾	● ³⁾	●	●
Automatic cleaning of spray wand and nozzle before and after use	●	●	●	●

¹⁾ Plus version / ²⁾ depends on version / ³⁾ Descaling pump optionally available



SensoWash® Recommendation for Ceramics

			SensoWash® Starck f			SensoWash® Slim					SensoWash® Starck C		
													
			# 612000	# 612001		# 611000	# 611200	# 611300	# 611500	# 611600	# 610001	# 610200	# 610300
Series	Ceramic	Ceramic type											
Darling New	# 254459	Toilet wall mounted			●					●			
Darling New	# 212351	One-piece toilet								●			
Darling New	# 212651	Two-piece toilet								●			
DuraStyle	# 253759	Toilet wall mounted				●					●		
DuraStyle	# 254259	Toilet wall mounted Rimless®				●					●		
DuraStyle	# 215659	Toilet close-coupled				●					●		
DuraStyle	# 215751	One-piece toilet				●					●		
DuraStyle	# 216051	Two-piece toilet				●					●		
Happy D.2	# 255059	Toilet wall mounted Rimless®					●					●	
Happy D.2	# 212151	One-piece toilet										●	
ME by Starck	# 251009	Toilet wall mounted Rimless®	●	●									
ME by Starck	# 252859	Toilet wall mounted			●								
ME by Starck	# 252959	Toilet wall mounted Rimless®			●								
ME by Starck	# 216959	Toilet floor standing			●								
ME by Starck	# 219001	One-piece toilet Rimless®	●	●									
ME by Starck	# 217351	One-piece toilet Rimless®			●								
ME by Starck	# 217151	Two-piece toilet			●								
Starck 2	# 253359	Toilet wall mounted			●					●			
Starck 2	# 212959	Toilet close-coupled			●					●			
Starck 2	# 213351	One-piece toilet								●			
Starck 3	# 222659	Toilet wall mounted			●					●			
Starck 3	# 212051	One-piece toilet								●			
Starck 3	# 212551	Two-piece toilet								●			
Vero Air	# 252559	Toilet wall mounted Rimless®					●						
Viu	# 251159	Toilet wall mounted Rimless®						●					



SensoWash® Starck Design by Philippe Starck

Description	mm	kg	Qty.	Model-No.	Euro
 <p>SensoWash® Starck C shower toilet seat for ME by Starck, Starck 2, Starck 3 and Darling New* Rear-, Lady- and Comfortwash, Seat heating, Warm air dryer, Remote control included, on / off-button, with concealed connections</p>					White - 00
	220-240V 50/60H ** 376 x 519	6,4	24	610001 00 2 00 0300	2.000
Infobox: *Suitable for selected SensoWash toilets of this series, see matrix on page 373 / Further details see www.duravit.com/sensowash / ** This SensoWash shower toilet seat is not available for European countries					
 <p>SensoWash® Starck C shower toilet seat for DuraStyle* Rear-, Lady- and Comfortwash, Seat heating, Warm air dryer, Remote control included, on / off-button, with concealed connections</p>					
	220-240V 50/60Hz** 376 x 519	6,4	24	610200 00 2 00 0300	2.000
Infobox: *Suitable for selected SensoWash toilets of this series, see matrix on page 373 / Further details see www.duravit.com/sensowash / ** This SensoWash shower toilet seat is not available for European countries					
 <p>SensoWash® Starck C shower toilet seat for Happy D.2* Rear-, Lady- and Comfortwash, Remote control included, with concealed connections, Seat heating, Warm air dryer, on / off-button</p>					
	220-240V 50/60Hz** 370 x 515	6,4	24	610300 00 2 00 0300	2.000
Infobox: *Suitable for selected SensoWash toilets of this series, see matrix on page 373 / Further details see www.duravit.com/sensowash / ** This SensoWash shower toilet seat is not available for European countries					




SensoWash® Starck f Design by Philippe Starck

Description	mm	kg	Qty.	Model-No.	Euro	
					White	- 00
 SensoWash® Starck f Plus shower toilet seat Rear-, Lady- and Com- fortwash, Seat heating, Warm air dryer, Odor extraction, Automatic opening/clo- sing of lid, Remote control included, App operation, Descaling function, with concealed connec- tions, Seat/lid material duroplast in combination with DuraSystem/A2, 220-240V 50/60Hz** 378 x 574 7,0 16 612000 01 2 00 0320 3.066 220-240V 50/60Hz** 378 x 574 7,0 16 612000 01 2 40 0320 3.066 Seat/lid material Thermoplast in combination with DuraSystem/A2, 220-240V 50/60Hz* 378 x 574 7,0 16 612000 01 2 00 0323 3.066 220-240V 50/60Hz* 378 x 574 7,0 16 612000 01 2 40 0323 3.066 wall holder frame type, for permanent remote control fixation suitable for SensoWash Plus remote control 100724 00 00 35						
Infobox: * Only available for Asian countries / ** This SensoWash shower toilet seat is not available for European countries / Further details see www.duravit.com/sensowash / Suitable SensoWash shower toilet seats see matrix on page 373						
 SensoWash® Starck f Lite shower toilet seat Rear-, Lady- and Com- fortwash, Seat heating, Warm air dryer, with concealed connec- tions, Descaling function, Remote control included, App operation, Seat/lid material thermoplastic in combination with DuraSystem/A2 220-240V 50/60Hz** 378 x 574 7,0 24 612001 01 2 00 0310 2.324 220-240V 50/60Hz** 378 x 574 7,0 24 612001 01 2 40 0310 2.324						
Infobox: ** This SensoWash shower toilet seat is not available for European countries / Further details see www.duravit.com/sensowash / Suitable SensoWash shower toilet seats see matrix on page 373						


SensoWash® Slim Design by Duravit

Description	mm	kg	Qty.	Model-No.	Euro		
					White	- 00	
 <p>SensoWash® Slim shower toilet seat for ME by Starck, Starck 2, Starck 3 and Darling New* Rear-, Lady- and Comfortwash, with soft closure, Remote control included, Locking function via remote control, on / off-button, with concealed connections</p>	220-240V 50/60Hz**	373 x 539	5,5	36	611000 00 2 00 0300	1.583	
	100-120V 50/60Hz**	373 x 539	5,5	36	611000 00 1 00 1300	1.583	
	Protection device according EN 1717 integrated, Descaling function and taps inclusive						
	220-240V 50/60Hz	373 x 539	5,5	36	611000 00 2 30 4300	1.583	
	Seat heating						
	220-240V 50/60Hz**	373 x 539	5,5	36	611000 00 2 10 0300	1.865	
	Infobox: *Suitable for selected SensoWash toilets of this series, see matrix on page 373 / Further details see www.duravit.com/sensowash / ** This SensoWash shower toilet seat is not available for European countries						
 <p>SensoWash® Slim shower toilet seat for DuraStyle* Rear-, Lady- and Comfortwash, with soft closure, Remote control included, Locking function via remote control, on / off-button, with concealed connections</p>	220-240V 50/60Hz**	375 x 540	5,5	36	611200 00 2 00 0300	1.583	
	100-120V 50/60Hz**	375 x 540	5,5	36	611200 00 1 00 1300	1.583	
	Protection device according EN 1717 integrated, Descaling function and taps inclusive						
	220-240V 50/60Hz	375 x 540	5,5	36	611200 00 2 30 4300	1.583	
	Seat heating						
	220-240V 50/60Hz**	375 x 540	5,5	36	611200 00 2 10 0300	1.865	
	Infobox: *Suitable for selected SensoWash toilets of this series, see matrix on page 373 / Further details see www.duravit.com/sensowash / ** This SensoWash shower toilet seat is not available for European countries						

SensoWash® Slim Design by Duravit

Description	mm	kg	Qty.	Model-No.	Euro
					White - 00
 <p>SensoWash® Slim shower toilet seat for Happy D.2* Protection device according EN 1717 integrated, Descaling function and taps inclusive, Rear-, Lady- and Comfortwash, with soft closure, Remote control included, Locking function via remote control, on / off-button, with concealed connections</p>					
220-240V 50/60Hz	365 x 540	5,5	36	611300 00 2 30 4300	1.583
Infobox: *Suitable for selected SensoWash toilets of this series, see matrix on page 373 / Further details see www.duravit.com/sensowash					
 <p>SensoWash® Slim shower toilet seat for Vero Air* Rear-, Lady- and Comfortwash, with soft closure, Remote control included, Locking function via remote control, on / off-button, with concealed connections</p>					
220-240V 50/60Hz**	376 x 538	5,5	36	611500 00 2 00 0300	1.583
100-120V 50/60Hz**	376 x 538	5,5	36	611500 00 1 00 1300	1.583
Protection device according EN 1717 integrated, Descaling function and taps inclusive					
220-240V 50/60Hz	376 x 538	5,5	36	611500 00 2 30 4300	1.583
Infobox: ** This SensoWash shower toilet seat is not available for European countries / * Suitable for selected SensoWash toilets of this series, see matrix on page 373 / Further details see www.duravit.com/sensowash					
 <p>SensoWash® Slim shower toilet seat for Viu* Rear-, Lady- and Comfortwash, with soft closure, Remote control included, Locking function via remote control, on / off-button, with concealed connections</p>					
220-240V 50/60Hz**	370 x 542	5,5	36	611600 00 2 00 0300	1.583
100-120V 50/60Hz**	370 x 542	5,5	36	611600 00 1 00 1300	1.583
Protection device according EN 1717 integrated, Descaling function and taps inclusive					
220-240V 50/60Hz	370 x 542	5,5	36	611600 00 2 30 4300	1.583
Infobox: ** This SensoWash shower toilet seat is not available for European countries / * Suitable for selected SensoWash toilets of this series, see matrix on page 373 / Further details see www.duravit.com/sensowash					

Darling New SensoWash® toilets Design by sieger design

Description	mm	kg	Qty.	Model-No.	Euro
					White - 00 White (HyG) - 20
 Toilet wall mounted for SensoWash® washdown model, only in combination with SensoWash, connecting elements for SensoWash with concealed connections included, Durafix included, UWL class 1					
♻️ 4,5 l	370 x 625	27,4	12	254459 00 00	732
♻️ 4,5 l, with HygieneGlaze	370 x 625	27,4	12	254459 20 00	787
Noise reduction gasket for wall mounted toilet		0,3		005064 00 00	51
Pre-installation kit in combination with SensoWash for in-wall carrier with horizon- tal support without shower toilet pre-installation/conduit pipe				005072 00 00	57
Connecting set in combination with SensoWash shower toilet seat for in-wall carriers H=112-115 cm, with conduit pipe for connection inside the tank				100691 00 00	90
for in-wall carriers H=82-100 cm, with conduit pipe for connection inside the tank				100730 00 00	62
for Geberit Monolith sanitary modules for WCs				100692 00 00	61
Fixing for wall mounted bidet and wall mounted toilet caps white	Ø 12 x 180	0,2		006500 00 00	28
Infobox: # 005072 necessary during bare brickwork / Durafix for invisible fixation is included in delivery / If pre-wall carrier not used, the fixing # 006500 is recommended / Further details see www.duravit.com/sensowash / Suitable SensoWash shower toilet seats see matrix on page 373					

Darling New SensoWash® toilets Design by sieger design



Description	mm	kg	Qty.	Model-No.	Euro
					White - 00 White (HyG) - 20
One-piece toilet for SensoWash®					
US-version, only in combination with SensoWash, elongated with syphonic jet action, 305 mm/12" rough-in, with Single Flush piston valve, top flush, connecting elements for SensoWash with concealed connections included, vertical outlet					
💧 1,28 gpf (4,8 lpf)	400 x 715	48,3	8	212351 00 05	872
💧 1,28 gpf (4,8 lpf), with HygieneGlaze	400 x 715	48,3	8	212351 20 05	927
Mounting set					
for One-piece and Two-piece toilets					
520 mm, 1/2", ASIA-version Outflow 3/8" - external thread, Wall Connection 1/2" - internal thread		0,48		001416 00 00	58
450 mm, 1/2", US-version		0,48		001417 00 00	77

Infobox: The mounting set is optional for installation / Further details see www.duravit.com/sensowash / Suitable SensoWash shower toilet seats see matrix on page 373




WonderGliss
+ EUR 82 per piece;
Simply add a '1' to the model-no.

Darling New SensoWash® toilets Design by sieger design

Description	mm	kg	Qty.	Model-No.	Euro
					White - 00 White (HyG) - 20
 Two-piece toilet for SensoWash® (without cistern), US-version, only in combination with SensoWash, elongated with syphonic jet action, 305 mm/12" rough-in, connecting elements for SensoWash with concealed connections included, vertical outlet					
♣ 1,28 gpf (4,8 lpf)	370 x 700	35,5	12	212651 00 00	565
♣ 1,28 gpf (4,8 lpf), with HygieneGlaze	370 x 700	35,5	12	212651 20 00	620
Mounting set					
for One-piece and Two-piece toilets					
520 mm, 1/2", ASIA-version		0,48		001416 00 00	58
Outflow 3/8" - external thread, Wall Connection 1/2" - internal thread					
450 mm, 1/2", US-version		0,48		001417 00 00	77
Cistern					
with Single Flush piston valve, top flush, bottom left supply					
♣ 1,28 gpf (4,8 lpf)	405 x 170	13,5	40	093120 00 05	206
<div style="border: 1px solid black; padding: 5px;"> Infobox: The mounting set is optional for installation / Further details see www.duravit.com/sensowash/ / Suitable SensoWash shower toilet seats see matrix on page 373 </div>					


DuraStyle SensoWash® toilets Design by Matteo Thun & Antonio Rodriguez

Description	mm	kg	Qty.	Model-No.	Euro
					White - 00 White (HyG) - 20
 Toilet wall mounted for SensoWash® washdown model, only in combination with SensoWash, connecting elements for SensoWash with concealed connections included, Durafix included, UWL class 1					
♻️ 4,5 l	370 x 620	30,8	12	253759 00 00	479
♻️ 4,5 l, with HygieneGlaze	370 x 620	30,8	12	253759 20 00	534
Noise reduction gasket for wall mounted toilet		0,3		005064 00 00	51
Pre-installation kit in combination with SensoWash for in-wall carrier with horizon- tal support without shower toilet pre-installation/conduit pipe				005072 00 00	57
Connecting set in combination with SensoWash shower toilet seat for in-wall carriers H=112-115 cm, with conduit pipe for connection inside the tank				100691 00 00	90
for in-wall carriers H=82-100 cm, with conduit pipe for connection inside the tank				100730 00 00	62
for Geberit Monolith sanitary modules for WCs				100692 00 00	61
Fixing for wall mounted bidet and wall mounted toilet caps white	Ø 12 x 180	0,2		006500 00 00	28
Infobox: # 005072 necessary during bare brickwork / Durafix for invisible fixation is included in delivery / If pre-wall carrier not used, the fixing # 006500 is recommended / Further details see www.duravit.com/sensowash / Suitable SensoWash shower toilet seats see matrix on page 373					






WonderGliss
 + EUR 82 per piece;
 Simply add a '1' to the model-no.

DuraStyle SensoWash® toilets Design by Matteo Thun & Antonio Rodriguez

Description	mm	kg	Qty.	Model-No.	Euro
					White - 00 White (HyG) - 20
 Toilet wall mounted Duravit Rimless for SensoWash® rimless, washdown model, only in combination with SensoWash, connecting elements for SensoWash with concealed connections included, Durafix included, UWL class 1					
4,5 l	370 x 620	28,3	12	254259 00 00	701
4,5 l, with HygieneGlaze	370 x 620	28,3	12	254259 20 00	756
Noise reduction gasket for wall mounted toilet		0,3		005064 00 00	51
Pre-installation kit in combination with SensoWash for in-wall carrier with horizon- tal support without shower toilet pre-installation/conduit pipe				005072 00 00	57
Connecting set in combination with SensoWash shower toilet seat for in-wall carriers H=112-115 cm, with conduit pipe for connection inside the tank				100691 00 00	90
for in-wall carriers H=82-100 cm, with conduit pipe for connection inside the tank				100730 00 00	62
for Geberit Monolith sanitary modules for WCs				100692 00 00	61
Fixing for wall mounted bidet and wall mounted toilet caps white	Ø 12 x 180	0,2		006500 00 00	28
Infobox: # 005072 necessary during bare brickwork / If pre-wall carrier not used, the fixing # 006500 is recommended / Durafix for invisible fixation is included in delivery / Further details see www.duravit.com/sensowash / Suitable SensoWash shower toilet seats see matrix on page 373					


DuraStyle SensoWash® toilets Design by Matteo Thun & Antonio Rodriguez

Description	mm	kg	Qty.	Model-No.	Euro
					White - 00 White (HyG) - 20
 Toilet close-coupled for SensoWash® (without cistern), only in combination with SensoWash, washdown model, Outlet for Vario connector set, for horizontal and vertical outlet, length adjustable from 70 - 190 mm, and vario connecting bend, vertical outlet from 170 - 220 mm, connecting elements for SensoWash with concealed connections included, fixings included, UWL class 1					
					
♣ 4,5 l	370 x 700	41,3	9	215659 00 00	584
♣ 4,5 l, with HygieneGlaze	370 x 700	41,3	9	215659 20 00	639
Vario connector set for horizontal and vertical outlet, length adjustable incl. excenter	∅ 110	1,5		001422 00 00	85
Vario connecting bend for vertical outlet	∅ 90	0,9		899025 00 00	71
Connecting set only in conjunction with SensoWash with concealed connections and cistern # 093510/092010				100524 00 00	46
 Cistern with Dual Flush mechanism, chrome, for side supply					
♣ 6/3 l, UWL class 2	390 x 170	14,9	27	093500 00 05	240
♣ 4,5/3 l, UWL class 1	390 x 170	14,9	27	093500 00 85	240
for bottom left supply					
♣ 6/3 l, UWL class 2	390 x 170	14,9	27	093510 00 05	240
♣ 4,5/3 l, UWL class 1	390 x 170	14,9	27	093510 00 85	240
Conversion set for back supply chrome		0,5		007504 10 00	36
Infobox: Further details see www.duravit.com/sensowash / Suitable SensoWash shower toilet seats see matrix on page 373					






WonderGliss
 + EUR 82 per piece;
 Simply add a '1' to the model-no.

DuraStyle SensoWash® toilets Design by Matteo Thun & Antonio Rodriguez

Description	mm	kg	Qty.	Model-No.	Euro
					White - 00 White (HyG) - 20
 <p>One-piece toilet for SensoWash® US-version, only in combination with SensoWash, elongated with syphonic jet action, 305 mm/12" rough-in, with dual flush piston valve, top flush, connecting elements for SensoWash with concealed connections included, vertical outlet</p>					
<p>💧 1,32/0,92 gpf (5/3,5 lpf)</p>	370 x 720	55,0	8	215751 00 83	524
<p>💧 1,32/0,92 gpf (5/3,5 lpf), with HygieneGlaze</p>	370 x 720	55,0	8	215751 20 83	579
<p>with Single Flush piston valve, top flush</p>					
<p>💧 1,28 gpf (4,8 lpf)</p>	370 x 720	55,0	8	215751 00 85	524
<p>💧 1,28 gpf (4,8 lpf), with HygieneGlaze</p>	370 x 720	55,0	8	215751 20 85	579
<p>Mounting set for One-piece and Two-piece toilets</p>					
<p>520 mm, 1/2", ASIA-version Outflow 3/8" - external thread, Wall Connection 1/2" - internal thread</p>		0,48		001416 00 00	58
<p>450 mm, 1/2", US-version</p>		0,48		001417 00 00	77
<p>Infobox: The mounting set is optional for installation / Further details see www.duravit.com/sensowash / Suitable SensoWash shower toilet seats see matrix on page 373</p>					


DuraStyle SensoWash® toilets Design by Matteo Thun & Antonio Rodriguez

Description	mm	kg	Qty.	Model-No.	Euro
					White - 00 White (HyG) - 20
 Two-piece toilet for SensoWash® (without cistern), US-version, elongated with syphonic jet action, only in combination with SensoWash, 305 mm/12" rough-in, connecting elements for SensoWash with concealed connections included, vertical outlet					
 ♣ 1,32/0,92 gpf (5/3,5 lpf) ♣ 1,32/0,92 gpf (5/3,5 lpf), with HygieneGlaze	385 x 700	41,7	12	216051 00 00	512
♣ 1,28 gpf (4,8 lpf) ♣ 1,28 gpf (4,8 lpf), with HygieneGlaze	385 x 700	41,7	12	216051 00 85	512
	385 x 700	41,7	12	216051 20 00	567
	385 x 700	41,7	12	216051 20 85	567
Mounting set for One-piece and Two-piece toilets					
520 mm, 1/2", ASIA-version Outflow 3/8" - external thread, Wall Connection 1/2" - internal thread		0,48		001416 00 00	58
450 mm, 1/2", US-version		0,48		001417 00 00	77
Cistern with Single Flush piston valve, top flush, for bottom left supply					
 ♣ 1,28 gpf (4,8 lpf)	390 x 170	13,6	40	093520 00 85	173
with dual flush piston valve, top flush	390 x 170	13,6	40	093520 00 83	173
Infobox: The mounting set is optional for installation / Further details see www.duravit.com/sensowash/ / Suitable SensoWash shower toilet seats see matrix on page 373					




WonderGliss
 + EUR 82 per piece;
 Simply add a '1' to the model-no.

Happy D.2 SensoWash® toilets Design by sieger design

Description	mm	kg	Qty.	Model-No.	Euro	
					White - 00 White (HyG) - 20	
 <p>Toilet wall mounted Duravit Rimless for SensoWash® rimless, washdown model, only in combination with SensoWash, connecting elements for SensoWash with concealed connections included, Durafix included, UWL class 1</p>						
	4,5 l	365 x 620	28,2	12	255059 00 00	869
	4,5 l, with HygieneGlaze	365 x 620	28,2	12	255059 20 00	924
Noise reduction gasket for wall mounted toilet			0,3	005064 00 00	51	
Pre-installation kit in combination with SensoWash for in-wall carrier with horizon- tal support without shower toilet pre-installation/conduit pipe				005072 00 00	57	
Connecting set in combination with SensoWash shower toilet seat for in-wall carriers H=112- 115 cm, with conduit pipe for connection inside the tank				100691 00 00	90	
for in-wall carriers H=82- 100 cm, with conduit pipe for connection inside the tank				100730 00 00	62	
for Geberit Monolith sanitary modules for WCs				100692 00 00	61	
Fixing for wall mounted bidet and wall mounted toilet caps white	Ø 12 x 180		0,2	006500 00 00	28	
<p>Infobox: # 005072 necessary during bare brickwork / Durafix for invisible fixation is included in delivery / If pre-wall carrier not used, the fixing # 006500 is recommended / Further details see www.duravit.com/sensowash / Suitable SensoWash shower toilet seats see matrix on page 373</p>						

Happy D.2 SensoWash® toilets Design by sieger design


Description	mm	kg	Qty.	Model-No.	Euro
					White - 00 White (HyG) - 20
					
One-piece toilet for SensoWash® US-version, only in combination with SensoWash, elongated with syphonic jet action, 305 mm/12" rough-in, with dual flush piston valve, top flush, connecting elements for SensoWash with concealed connections included, vertical outlet					
♻️ 1,32/0,92 gpf (5/3,5 lpf)	390 x 710	57,0	8	212151 00 83	686
♻️ 1,32/0,92 gpf (5/3,5 lpf), with HygieneGlaze	390 x 710	57,0	8	212151 20 83	741
Mounting set for One-piece and Two-piece toilets					
400 mm, 1/2", 1/2", ASIA- version		0,48		001418 00 96	58
Outflow 3/8" - external thread, Wall Connection 1/2" - internal thread					
380 mm, 1/2", US-version		0,48		001431 00 00	77

Infobox: The mounting set is optional for installation / Further details see www.duravit.com/sensowash / Suitable SensoWash shower toilet seats see matrix on page 373




WonderGliss
+ EUR 82 per piece;
Simply add a '1' to the model-no.

ME by Starck SensoWash® toilets Design by Philippe Starck

Description	mm	kg	Qty.	Model-No.	Euro
					White - 00 White (HyG) - 20
					
Toilet wall mounted for SensoWash® washdown model, Durafix included, only in combination with SensoWash, connecting elements for SensoWash with concealed connections included, UWL class 1					
♻️ 4,5 l	370 x 570	26,0	16	252859 00 00	572
♻️ 4,5 l, with HygieneGlaze	370 x 570	26,0	16	252859 20 00	627
Fixing for wall mounted bidet and wall mounted toilet					
caps white	∅ 12 x 180	0,2		006500 00 00	28
Noise reduction gasket for wall mounted toilet		0,3		005064 00 00	51
Pre-installation kit in combination with SensoWash for in-wall carrier with horizon- tal support without shower toilet pre-installation/conduit pipe				005072 00 00	57
Connecting set in combination with SensoWash shower toilet seat for in-wall carriers H=112- 115 cm, with conduit pipe for connection inside the tank				100691 00 00	90
for in-wall carriers H=82- 100 cm, with conduit pipe for connection inside the tank				100730 00 00	62
for Geberit Monolith sanitary modules for WCs				100692 00 00	61
Infobox: # 005072 necessary during bare brickwork / Durafix for invisible fixation is included in delivery / If pre-wall carrier not used, the fixing # 006500 is recommended / Further details see www.duravit.com/sensowash / Suitable SensoWash shower toilet seats see matrix on page 373					


ME by Starck SensoWash® toilets Design by Philippe Starck

Description	mm	kg	Qty.	Model-No.	Euro	
					White - 00 White (HyG) - 20	
 Toilet wall mounted Duravit Rimless for SensoWash® rimless, washdown model, Durafix included, only in combination with SensoWash, connecting elements for SensoWash with concealed connections included, UWL class 1						
	4,5 l	370 x 570	26,0	16	252959 00 00	660
	4,5 l, with HygieneGlaze	370 x 570	26,0	16	252959 20 00	715
Noise reduction gasket for wall mounted toilet			0,3	005064 00 00	51	
Pre-installation kit in combination with SensoWash for in-wall carrier with horizon- tal support without shower toilet pre-installation/conduit pipe				005072 00 00	57	
Connecting set in combination with SensoWash shower toilet seat for in-wall carriers H=112- 115 cm, with conduit pipe for connection inside the tank				100691 00 00	90	
for in-wall carriers H=82- 100 cm, with conduit pipe for connection inside the tank				100730 00 00	62	
for Geberit Monolith sanitary modules for WCs				100692 00 00	61	
Fixing for wall mounted bidet and wall mounted toilet caps white	Ø 12 x 180		0,2	006500 00 00	28	
Infobox: # 005072 necessary during bare brickwork / Durafix for invisible fixation is included in delivery / If pre-wall carrier not used, the fixing # 006500 is recommended / Further details see www.duravit.com/sensowash / Suitable SensoWash shower toilet seats see matrix on page 373						




WonderGliss
 + EUR 82 per piece;
 Simply add a '1' to the model-no.

ME by Starck SensoWash® toilets Design by Philippe Starck

Description	mm	kg	Qty.	Model-No.	Euro
					White - 00 White (HyG) - 20
 Toilet wall mounted HygieneFlush for SensoWash rimless, washdown model, Rotationflush, Durafix included, only in combination with SensoWash, connecting elements for SensoWash with concealed connections included, UWL class 1 ♻️ 4,5 l, with HygieneGlaze	370 x 570	27,0	16	257959 20 00	797
Noise reduction gasket for wall mounted toilet		0,3		005064 00 00	51
Pre-installation kit in combination with SensoWash for in-wall carrier with horizon- tal support without shower toilet pre-installation/conduit pipe				005072 00 00	57
Connecting set in combination with SensoWash shower toilet seat for in-wall carriers H=112- 115 cm, with conduit pipe for connection inside the tank				100691 00 00	90
for in-wall carriers H=82- 100 cm, with conduit pipe for connection inside the tank				100730 00 00	62
for Geberit Monolith sanitary modules for WCs				100692 00 00	61
Fixing for wall mounted bidet and wall mounted toilet caps white	Ø 12 x 180	0,2		006500 00 00	28
Infobox: # 005072 necessary during bare brickwork / Durafix for invisible fixation is included in delivery / If pre-wall carrier not used, the fixing # 006500 is recommended / Further details see www.duravit.com/sensowash / Suitable SensoWash shower toilet seats see matrix on page 373					


ME by Starck SensoWash® toilets Design by Philippe Starck

Description	mm	kg	Qty.	Model-No.	Euro
					White - 00 White (HyG) - 20
 Toilet wall mounted Duravit Rimless for SensoWash® f rimless, washdown model, only in combination with SensoWash f, UWL class 1					
	♻️ 4,5 l, with HygieneGlaze	375 x 575	25,0	12	251009 20 00
Noise reduction gasket for wall mounted toilet			0,3	005064 00 00	51
Connecting set in combination with SensoWash Starck f for in-wall carriers with conduit pipe for connection inside the tank				100731 00 00	62
Interface set in combination with SensoWash Starck f for functional interface with DuraSystem actuator plate A2				100729 00 00	99
Pre-installation kit in combination with SensoWash for in-wall carrier with horizon- tal support without shower toilet pre-installation/conduit pipe				005072 00 00	57
Fixing for wall mounted bidet and wall mounted toilet caps white	Ø 12 x 180	0,2		006500 00 00	28
Infobox: Further details see www.duravit.com/sensowash / Not available in WonderGliss / # 005072 necessary during bare brickwork / # 100729 necessary during bare brickwork / Choose suitable pre-installation kit or connecting set depending on used in-wall carrier / If pre-wall carrier not used, the fixing # 006500 is recommended					





WonderGliss
 + EUR 82 per piece;
 Simply add a '1' to the model-no.

ME by Starck SensoWash® toilets Design by Philippe Starck

Description	mm	kg	Qty.	Model-No.	Euro
					White - 00 White (HyG) - 20
	Toilet floor standing for SensoWash®				
back to wall, washdown model, fixings included, horizontal outlet, only in combination with SensoWash, connecting elements for SensoWash with concealed connections included, UWL class 1					
4,5 l	370 x 600	29,0	9	216959 00 00	606
4,5 l, with HygieneGlaze	370 x 600	29,0	9	216959 20 00	661
Vario connector set					
for horizontal and vertical outlet, length adjustable					
incl. excenter	Ø 110	1,5		001422 00 00	85
Pre-installation kit					
in combination with SensoWash for in-wall carrier with horizon- tal support without shower toilet pre-installation/conduit pipe					
				005072 00 00	57
Connecting set					
in combination with SensoWash shower toilet seat					
for in-wall carriers H=112- 115 cm, with conduit pipe for connection inside the tank					
				100691 00 00	90
for in-wall carriers H=82- 100 cm, with conduit pipe for connection inside the tank					
				100730 00 00	62
for Geberit Monolith sanitary modules for WCs					
				100692 00 00	61
Infobox: # 005072 necessary during bare brickwork / Further details see www.duravit.com/sensowash / Suitable SensoWash shower toilet seats see matrix on page 373					



ME by Starck SensoWash® toilets Design by Philippe Starck

Description	mm	kg	Qty.	Model-No.	Euro	
					White - 00 White (HyG) - 20	
 <p>One-piece toilet Duravit Rimless for SensoWash® rimless, connecting elements for SensoWash with concealed connections included, US-version, elongated with syphonic jet action, 305 mm/12" rough-in, only in combination with SensoWash, with Dual Flush mechanism, vertical outlet</p>						
	♻️ 1,32/0,92 gpf (5/3,5 lpf)	360 x 730	69,5	8	217351 00 01	987
	♻️ 1,32/0,92 gpf (5/3,5 lpf), with HygieneGlaze	360 x 730	69,5	8	217351 20 01	1.042
	with Single Flush piston valve, top flush					
	♻️ 1,28 gpf (4,8 lpf)	360 x 730	69,5	8	217351 00 85	987
♻️ 1,28 gpf (4,8 lpf), with HygieneGlaze	360 x 730	69,5	8	217351 20 85	1.042	
Mounting set for One-piece and Two-piece toilets						
520 mm, 1/2", ASIA-version Outflow 3/8" - external thread, Wall Connection 1/2" - internal thread		0,48		001416 00 00	58	
450 mm, 1/2", US-version		0,48		001417 00 00	77	
Infobox: The mounting set is optional for installation / Suitable SensoWash shower toilet seats see matrix on page 373 / Further details see www.duravit.com/sensowash						
 <p>One-piece toilet Duravit Rimless® for SensoWash® f rimless, US-version, elongated with syphonic jet action, 305 mm/12" rough-in, only in combination with SensoWash f, with Dual Flush mechanism, vertical outlet</p>						
	♻️ 1,32/0,92 gpf (5/3,5 lpf), with HygieneGlaze	360 x 750	67,0	8	219001 20 05	1.012
	Mounting set for One-piece and Two-piece toilets					
	520 mm, 1/2", ASIA-version Outflow 3/8" - external thread, Wall Connection 1/2" - internal thread		0,48		001416 00 00	58
	450 mm, 1/2", US-version		0,48		001417 00 00	77
Infobox: Further details see www.duravit.com/sensowash / Not available in WonderGliss / The mounting set is optional for installation						




WonderGliss
+ EUR 82 per piece;
Simply add a '1' to the model-no.

ME by Starck SensoWash® toilets Design by Philippe Starck

Description	mm	kg	Qty.	Model-No.	Euro
					White - 00 White (HyG) - 20
 Two-piece toilet for SensoWash® (without cistern), US-version, elongated with syphonic jet action, 305 mm/12" rough-in, vertical outlet, only in combination with SensoWash, connecting elements for SensoWash with concealed connections included					
♣ 1,32/0,92 gpf (5/3,5 lpf)	360 x 710	46,0	12	217151 00 00	684
♣ 1,32/0,92 gpf (5/3,5 lpf), with HygieneGlaze	360 x 710	46,0	12	217151 20 00	739
♣ 1,28 gpf (4,8 lpf)	360 x 710	46,0	12	217151 00 85	684
♣ 1,28 gpf (4,8 lpf), with HygieneGlaze	360 x 710	46,0	12	217151 20 85	739
 Cistern with dual flush piston valve, top flush, for bottom left supply					
♣ 1,32/0,92 gpf (5/3,5 lpf)	390 x 180	12,8	40	093820 00 01	261
with Single Flush piston valve, top flush					
♣ 1,28 gpf (4,8 lpf)	390 x 180	12,8	40	093820 00 85	261
Mounting set for One-piece and Two-piece toilets					
520 mm, 1/2", ASIA-version Outflow 3/8" - external thread, Wall Connection 1/2" - internal thread		0,48		001416 00 00	58
450 mm, 1/2", US-version		0,48		001417 00 00	77
Infobox: The mounting set is optional for installation / Further details see www.duravit.com/sensowash / Suitable SensoWash shower toilet seats see matrix on page 373					




Starck 2 SensoWash® toilets Design by Philippe Starck

Description	mm	kg	Qty.	Model-No.	Euro
					White - 00
 Toilet wall mounted for SensoWash® washdown model, only in combination with SensoWash, connecting elements for SensoWash with concealed connections included, Durafix included, UWL class 1 ♀ 4,5 l	375 x 620	29,0	12	253359 00 00	902
Noise reduction gasket for wall mounted toilet		0,3		005064 00 00	51
Pre-installation kit in combination with SensoWash for in-wall carrier with horizontal support without shower toilet pre-installation/conduit pipe				005072 00 00	57
Connecting set in combination with SensoWash shower toilet seat for in-wall carriers H=112-115 cm, with conduit pipe for connection inside the tank				100691 00 00	90
for in-wall carriers H=82-100 cm, with conduit pipe for connection inside the tank				100730 00 00	62
for Geberit Monolith sanitary modules for WCs				100692 00 00	61
Fixing for wall mounted bidet and wall mounted toilet caps white	∅ 12 x 180	0,2		006500 00 00	28
Infobox: # 005072 necessary during bare brickwork / Durafix for invisible fixation is included in delivery / If pre-wall carrier not used, the fixing # 006500 is recommended / Further details see www.duravit.com/sensowash / Suitable SensoWash shower toilet seats see matrix on page 373					




WonderGliss
 + EUR 82 per piece;
 Simply add a '1' to the model-no.

Starck 2 SensoWash® toilets Design by Philippe Starck

Description	mm	kg	Qty.	Model-No.	Euro
					White - 00
 Toilet close-coupled for SensoWash® (without cistern), washdown model, only in combination with SensoWash, Outlet for Vario connector set, for horizontal and vertical outlet, length adjustable from 70 - 200 mm, and vario connecting bend, vertical outlet from 190 - 245 mm, connecting elements for SensoWash with concealed connections included, fixings included, UWL class 1					
 ♻️ 4,5 l	370 x 725	39,0	9	212959 00 00	1.044
Vario connector set for horizontal and vertical outlet, length adjustable incl. excenter	∅ 110	1,5		001422 00 00	85
Vario connecting bend for vertical outlet	∅ 90	0,9		899025 00 00	71
 Cistern with Dual Flush mechanism, chrome, concealed left supply					
♻️ 6/3 l, UWL class 2	370 x 145	11,2	22	093300 00 05	518
♻️ 4,5/3 l, UWL class 1	370 x 145	11,2	22	093300 00 85	518
Infobox: Further details see www.duravit.com/sensowash / Suitable SensoWash shower toilet seats see matrix on page 373					


Starck 3 SensoWash® toilets Design by Philippe Starck

Description	mm	kg	Qty.	Model-No.	Euro
					White - 00 White (HyG) - 20
					
Toilet wall mounted for SensoWash® washdown model, only in combination with SensoWash, connecting elements for SensoWash with concealed connections included, Durafix included, UWL class 1					
♻️ 4,5 l	370 x 620	29,0	12	222659 00 00	668
♻️ 4,5 l, with HygieneGlaze	370 x 620	29,0	12	222659 20 00	723
Noise reduction gasket for wall mounted toilet		0,3		005020 00 00	51
Pre-installation kit in combination with SensoWash for in-wall carrier with horizon- tal support without shower toilet pre-installation/conduit pipe				005072 00 00	57
Connecting set in combination with SensoWash shower toilet seat for in-wall carriers H=112- 115 cm, with conduit pipe for connection inside the tank				100691 00 00	90
for in-wall carriers H=82- 100 cm, with conduit pipe for connection inside the tank				100730 00 00	62
for Geberit Monolith sanitary modules for WCs				100692 00 00	61
Fixing for wall mounted bidet and wall mounted toilet caps white	Ø 12 x 180	0,2		006500 00 00	28
Infobox: # 005072 necessary during bare brickwork / Durafix for invisible fixation is included in delivery / If pre-wall carrier not used, the fixing # 006500 is recommended / Further details see www.duravit.com/sensowash / Suitable SensoWash shower toilet seats see matrix on page 373					




WonderGliss
+ EUR 82 per piece;
Simply add a '1' to the model-no.

Starck 3 SensoWash® toilets Design by Philippe Starck

Description	mm	kg	Qty.	Model-No.	Euro	
					White - 00 White (HyG) - 20	
 <p>One-piece toilet for SensoWash® US-version, only in combination with SensoWash, elongated with syphonic jet action, 305 mm/12" rough-in, with Single Flush mechanism, with side lever, 3"/80 mm flapper valve, connecting elements for SensoWash with concealed connections included, vertical outlet</p>						
	♻️ 1,28 gpf (4,8 lpf)	370 x 715	52,1	8	212051 00 01	956
	♻️ 1,28 gpf (4,8 lpf), with HygieneGlaze	370 x 715	52,1	8	212051 20 01	1.011
Mounting set for One-piece and Two-piece toilets						
520 mm, 1/2", ASIA-version Outflow 3/8" - external thread, Wall Connection 1/2" - internal thread		0,48		001416 00 00	58	
450 mm, 1/2", US-version		0,48		001417 00 00	77	

Infobox: The mounting set is optional for installation / Further details see www.duravit.com/sensowash / Suitable SensoWash shower toilet seats see matrix on page 373


Vero Air SensoWash® toilets Design by Duravit

Description	mm	kg	Qty.	Model-No.	Euro
					White - 00 White (HyG) - 20
 Toilet wall mounted Duravit Rimless for SensoWash® rimless, washdown model, Durafix included, UWL class 1, only in combination with SensoWash, connecting elements for SensoWash with concealed connections included					
4,5 l	370 x 570	25,3	16	252559 00 00	889
4,5 l, with HygieneGlaze	370 x 570	25,3	16	252559 20 00	944
Noise reduction gasket for wall mounted toilet		0,3		005064 00 00	51
Pre-installation kit in combination with SensoWash for in-wall carrier with horizon- tal support without shower toilet pre-installation/conduit pipe				005072 00 00	57
Connecting set in combination with SensoWash shower toilet seat for in-wall carriers H=112- 115 cm, with conduit pipe for connection inside the tank				100691 00 00	90
for in-wall carriers H=82- 100 cm, with conduit pipe for connection inside the tank				100730 00 00	62
for Geberit Monolith sanitary modules for WCs				100692 00 00	61
Fixing for wall mounted bidet and wall mounted toilet caps white	Ø 12 x 180	0,2		006500 00 00	28
Infobox: # 005072 necessary during bare brickwork / Further details see www.duravit.com/sensowash / If pre-wall carrier not used, the fixing # 006500 is recommended / Suitable SensoWash shower toilet seats see matrix on page 373					






WonderGliss
 + EUR 82 per piece;
 Simply add a '1' to the model-no.




Viu SensoWash® toilets Design by sieger design

Description	mm	kg	Qty.	Model-No.	Euro	
					White - 00 White (HyG) - 20	
 Toilet wall mounted Duravit Rimless for SensoWash® rimless, washdown model, Durafix included, only in combination with SensoWash, connecting elements for SensoWash with concealed connections included, UWL class 1						
	4,5 l	370 x 570	27,0	16	251159 00 00	751
	4,5 l, with HygieneGlaze	370 x 570	27,0	16	251159 20 00	806
Noise reduction gasket for wall mounted toilet			0,3	005064 00 00	51	
Pre-installation kit in combination with SensoWash for in-wall carrier with horizon- tal support without shower toilet pre-installation/conduit pipe				005072 00 00	57	
Connecting set in combination with SensoWash shower toilet seat for in-wall carriers H=112- 115 cm, with conduit pipe for connection inside the tank				100691 00 00	90	
for in-wall carriers H=82- 100 cm, with conduit pipe for connection inside the tank				100730 00 00	62	
for Geberit Monolith sanitary modules for WCs				100692 00 00	61	
Fixing for wall mounted bidet and wall mounted toilet						
caps white	Ø 12 x 180	0,2		006500 00 00	28	
caps chrome	Ø 12 x 180	0,2		006500 10 00	30	
Infobox: # 005072 necessary during bare brickwork / Durafix for invisible fixation is included in delivery / If pre-wall carrier not used, the fixing # 006500 is recommended / Suitable SensoWash shower toilet seats see matrix on page 373 / Further details see www.duravit.com/sensowash						



SensoWash® Slim Sets Design by Duravit

Description		mm	kg	Qty.	Model-No.	Euro
						White - 00
Set SensoWash® Slim / DuraStyle wall mounted toilet						
Packaging dimensions 630 x 475 x 645 mm			39,0	4	631001 00 2 00 4300	2.284
 <p>SensoWash® Slim shower toilet seat for DuraStyle*, 611200 00 2 30 4300</p>						
 <p>Protection device according EN 1717 integrated, Descaling function and taps inclusive, Rear-, Lady- and Comfortwash, with soft closure, Remote control included, Locking function via remote control, on / off-button, with concealed connections</p>						
220-240V 50/60Hz		375 x 540				
 <p>Toilet wall mounted Duravit Rimless for SensoWash®, 254259 00 00</p>						
rimless, washdown model, only in combination with SensoWash, connecting elements for SensoWash with concealed connections included, Durafix included, UWL class 1						
♻️ 4,5 l		370 x 620				
<div style="border: 1px solid black; padding: 5px;"> <p>Infobox: Durafix for invisible fixation is included in delivery / Further details see www.duravit.com/sensowash / Choose suitable pre-installation kit or connecting set depending on used in-wall carrier / If pre-wall carrier not used, the fixing # 006500 is recommended</p> </div>						

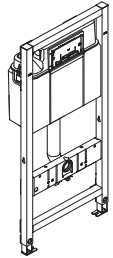
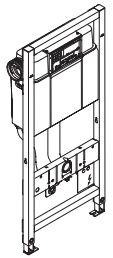
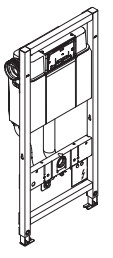



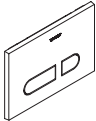


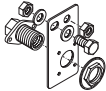


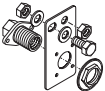

SensoWash® Slim Sets Design by Duravit

Description		mm	kg	Qty.	Model-No.	Euro
						White - 00
	Set SensoWash® Slim / ME by Starck wall mounted toilet Packaging dimensions 580 x 475 x 655 mm			39,0 4	631000 00 2 00 4300	2.243
	SensoWash® Slim shower toilet seat for ME by Starck, Starck 2, Starck 3 and Darling New*, 611000 00 2 30 4300 Protection device according EN 1717 integrated, Descaling function and taps inclusive, Rear-, Lady- and Comfortwash, with soft closure, Remote control included, Locking function via remote control, on / off-button, with concealed connections 220-240V 50/60Hz 373 x 539					
		Toilet wall mounted Duravit Rimless for SensoWash®, 252959 00 00 rimless, washdown model, Durafix included, only in combination with SensoWash, connecting elements for SensoWash with concealed connections included, UWL class 1 4,5 l 370 x 570				
	Infobox: Durafix for invisible fixation is included in delivery / Further details see www.duravit.com/sensowash / Choose suitable pre-installation kit or connecting set depending on used in-wall carrier / If pre-wall carrier not used, the fixing # 006500 is recommended					

SensoWash® Slim Sets Design by Duravit


Description		mm	kg	Qty.	Model-No.	Euro
						White - 00
	Set SensoWash® Slim / ME by Starck wall mounted toilet Packaging dimensions 580 x 475 x 655 mm			39,0 4	631002 00 2 00 4300	2.380
	SensoWash® Slim shower toilet seat for ME by Starck, Starck 2, Starck 3 and Darling New*, 611000 00 2 30 4300 Protection device according EN 1717 integrated, Descaling function and taps inclusive, Rear-, Lady- and Comfortwash, with soft closure, Remote control included, Locking function via remote control, on / off-button, with concealed connections 220-240V 50/60Hz 373 x 539					
	Toilet wall mounted HygieneFlush for SensoWash, 257959 20 00 rimless, washdown model, Rotationflush, Durafix included, only in combination with SensoWash, connecting elements for SensoWash with concealed connections included, UWL class 1 4,5 l, with HygieneGlaze 370 x 570					
	<div style="border: 1px solid black; padding: 5px;"> Infobox: Durafix for invisible fixation is included in delivery / Further details see www.duravit.com/sensowash / Choose suitable pre-installation kit or connecting set depending on used in-wall carrier / If pre-wall carrier not used, the fixing # 006500 is recommended </div>					

SensoWash® Starck f Product information

Toilet frames	DuraSystem® Standard Basic ¹⁾	DuraSystem® Standard/ Standard Plus ¹⁾	DuraSystem® Premium/ Premium Plus ¹⁾	Other manufacturers without conduit pipe	Other manufacturers with conduit pipe
					
	#WD1007/#WD1009/ #WD1010	#WD1001/#WD1002/ #WD1006/#WD1008	#WD1003/#WD1004		
Actuator plates	A1 (mechanical)		A2 (electronic)		
				-	-
	#WD5001/ #WD5002 ²⁾	#WD5001/ #WD5002 ²⁾	#WD5003		
Interface Starck f - electronic actuator plate					
	-	-	#100729		
Water connection	permanent connection	via ductwork in the cistern	via ductwork in the cistern	permanent connection	via ductwork in the cistern
					
	#005072	#100731	#100731	#005072	#100731
				Confirm ductwork situation and necessary connecting kit with the manufacturer of the toilet frame.	
Electrical connection	Duravit recommends the installation of separate fused power supply line for the shower toilet unit.				

¹⁾ Refer to DuraSystem® technical documentation prior to installation. /²⁾ Glass design surface cannot be combined with 99 cm and 84 cm reduced size frames.

SensoWash® Starck f Design by Philippe Starck

Description	mm	kg	Qty.	Model-No.	Euro	
					White	- 00
 SensoWash® Starck f Plus compact shower toilet Rear-, Lady- and Comfortwash, Seat heating, Warm air dryer, Automatic opening/closing of lid, Protection device according EN 1717 integrated, Descaling function, Seat/lid material duroplast, rimless, Remote control included, with HygieneGlaze, washdown model, App operation, with concealed connections 220-240V 50/60Hz 378 x 575 32,5 4 650000 01 2 00 4320 3.796						
Pre-installation kit in combination with SensoWash for in-wall carrier with horizontal support without shower toilet pre-installation/conduit pipe 005072 00 00 55						
Connecting set in combination with SensoWash Starck f for in-wall carriers with conduit pipe for connection inside the tank 100731 00 00 60						
Interface set in combination with SensoWash Starck f for functional interface with DuraSystem actuator plate A2 100729 00 00 67						
wall holder frame type, for permanent remote control fixation suitable for SensoWash Plus remote control 100724 00 00 21						
Noise reduction gasket for wall mounted toilet 0,3 005064 00 00 49						
Fixing for wall mounted bidet and wall mounted toilet caps white Ø 12 x 180 0,2 006500 00 00 27 caps chrome Ø 12 x 180 0,2 006500 10 00 29						
Infobox: # 005072 necessary during bare brickwork / If pre-wall carrier not used, the fixing # 006500 is recommended / # 100729 necessary during bare brickwork / Choose suitable pre-installation kit or connecting set depending on used in-wall carrier / Further details see www.duravit.com/sensowash						

SensoWash® Starck f Design by Philippe Starck


Description	mm	kg	Qty.	Model-No.	Euro
					White - 00
SensoWash® Starck f Lite compact shower toilet					
Rear-, Lady- and Comfortwash, Seat heating, Warm air dryer, Protection device according EN 1717 integrated, Descaling function, rimless, Remote control included, with HygieneGlaze, washdown model, App operation, Seat/lid material thermoplastic, with concealed connections					
220-240V 50/60Hz	378 x 575	32,5	4	650001 01 2 00 4310	3.068
Pre-installation kit					
in combination with SensoWash					
for in-wall carrier with horizontal support without shower toilet pre-installation/conduit pipe				005072 00 00	57
Connecting set					
in combination with SensoWash Starck f					
for in-wall carriers with conduit pipe for connection inside the tank				100731 00 00	62
Interface set					
in combination with SensoWash Starck f					
for functional interface with DuraSystem actuator plate A2				100729 00 00	99
Noise reduction gasket					
for wall mounted toilet		0,3		005064 00 00	51
Fixing					
for wall mounted bidet and wall mounted toilet					
caps chrome	Ø 12 x 180	0,2		006500 10 00	30
caps white	Ø 12 x 180	0,2		006500 00 00	28

Infobox: Choose suitable pre-installation kit or connecting set depending on used in-wall carrier / # 005072 necessary during bare brickwork / # 100729 necessary during bare brickwork / Further details see www.duravit.com/sensowash / If pre-wall carrier not used, the fixing # 006500 is recommended

SensoWash®i Product Information

SensoWash®i Plus

SensoWash®i Plus is an integrated shower toilet means it combines the essential functions of a shower toilet seat with additional comfort functions and an integrated flushing system. The integrated electronic flushing system requires no external cistern.

Without additional mounting effort the entire unit can be connected directly to the fresh water supply.

Materials and functions – ceramic and stainless steel – ensure a valuable, easy-care appearance.

SensoWash®i Plus' toilet lid raise automatically when somebody approaches the toilet through user detection. Optionally the toilet lid can be controlled remotely or via the new SensoWash app.

SensoWash®i Plus includes an integrated, auto-operated odor extraction. An effective flushing technology enables dual flush technology with full and eco flush. Additional flush options include pre-flush and auto-flush.

SensoWash®i Plus decorative covers are available in three colour versions - stainless steel, rosé gold and white.



SensoWash®i Product Information

Functions operated by app or remote control




Rearwash
Gentle and safe rear cleansing.




Ladywash
Spray wand function for feminine cleansing.



Comfortwash
Forwards and backwards movement of spray wand during use of shower.



Warm air dryer and water temperature
Individual adjustable temperature of warm air dryer and water.



Water spray intensity
Water spray intensity can be adjusted to individual preference.



Spray wand position
Spray wand position can be adjusted to individual preference.



Warm air dryer
Pleasant drying through warm air after shower.



Odor extraction
Automatic odor extraction with longlasting catalytic filter.



Full flush
Enables a water consumption of 4,5 Lpf.



Eco flush
Enables a water consumption of 3,1 Lpf.



Electromotive actuated lid
Convenient opening / cloons of lid at the touch of a button.



Stop
Rearwash, Ladywash, warm air dryer and odor extraction functions stop immediately.



User profiles
Personal preferences can be stored in different user profiles.

SensoWash®i Product Information

Settings

Night light

Illuminated inner bowl for night mode orientation, available in two modes.

Seat heating

Integrated seat heating for comfortable sensible heat with individual adjustable temperature in 4 levels.

Energy saving mode

Individual setting for energy saving mode.

Confirmation tone

To indicate any remote controlled command.

Automatic odor extraction

Automatic activating / deactivating of odor extraction according to seat occupancy depending on the set follow-up time.

Odor extraction follow-up time

Time the odor extraction stays activated after leaving the toilet, can be adjusted to individual preference.

Auto flush

Automatic full flush by leaving the toilet.

Pre-flush

Water applied to inner bowl ceramic prior to flush to remove and reduce leftover residue and minimize cleaning effort.

Auto-opening of lid

Adjustable automatic opening of toilet lid by approach.

Auto-closing of lid

Adjustable automatic closing of toilet lid by leaving or inactivity.

Additional functions

Automatic cleaning

Spray wand and nozzle are cleaned automatically before and after use.

Instant heater

During shower permanent heated water.

Seat sensor

User detection by an integrated sensor.

Spray nozzle

Spray nozzle detachable for cleaning.

SensoWash®i Product Information

Shower function	SensoWash®i
Rearwash	●
Ladywash	●
Oscillating Comfortwash	●
Adjustable spray wand position	●
Adjustable water spray intensity	●
Adjustable water temperature	●
Seat	
Soft-closing mechanism	●
Electromotive actuated lid	● ¹⁾
Auto opening and auto closing of lid	● ¹⁾
Adjustable seat temperature	●
User detection	● ¹⁾
Seat heating	●
Hygiene	
Manual odor extraction	● ¹⁾
Automatic odor extraction	● ¹⁾
Odor extraction follow-up time	● ¹⁾
Automatic cleaning of spray wand and nozzle before and after use	●
Spray nozzle detachable for cleaning	●
Comfort	
Warm air dryer	●
Adjustable warm air dryer temperature	●
Adjustable seat temperature	●
Intelligent energy saving mode	●
Programmable user profiles	● ¹⁾
Night light function	●
App	●
Remote control	●
Side control buttons	●
Integrated flushing system	
Full flush	4,5 Lpf
Eco flush	3,1 Lpf
Auto flush	●
Pre-flush	●
Technical data	
Shower water heated by instant heater	●
Nominal voltage	220-240V / 100-120V
Frequency	50/60 Hz
Nominal power consumption	1080 W
Incoming water pressure	0,07 – 0,70 MPa
Temperature range	
Operating temperature	4 – 40 °C
Water temperature	32 – 40 °C
Seat temperature	30 – 40 °C
Warm air dryer temperature	35 – 55 °C


¹⁾ Plus Version

SensoWash® i Design by Philippe Starck









Description	mm	kg	Qty.	Model-No.	Euro
					White - 00
SensoWash® i Plus integrated shower toilet					
Rear-, Lady- and Comfortwash, vertical outlet, Seat heating, Warm air dryer, Odor extraction, with integrated flushing system, Automatic opening/closing of lid, rimless, with HygieneGlaze, Descaling function, Remote control included, App operation, Seat/lid material duroplast/thermoplastic, on / off-button, 220-240V 50/60Hz					
Panels stainless steel	366 x 683	48,0	6	620000 00 2 40 0320	7.692
Panels white	366 x 683	48,0	6	620000 01 2 40 0320	7.692
Panels rosé gold	366 x 683	48,0	6	620000 02 2 40 0320	7.692
Seat/lid material thermoplastic*					
Panels stainless steel	366 x 683	48,0	6	620000 00 2 40 0330	7.692
Panels white	366 x 683	48,0	6	620000 01 2 40 0330	7.692
Panels rosé gold	366 x 683	48,0	6	620000 02 2 40 0330	7.692
100-120V 50/60Hz					
Panels stainless steel	366 x 683	48,0	6	620000 00 1 50 1321	7.692
Panels white	366 x 683	48,0	6	620000 01 1 50 1321	7.692
Panels rosé gold	366 x 683	48,0	6	620000 02 1 50 1321	7.692
wall holder					
frame type, for permanent remote control fixation suitable for SensoWash Plus remote control				100724 00 00	35

Infobox: * Only available for Asian countries / Further details see www.duravit.com/sensowash




SensoWash® i Design by Philippe Starck

Description	mm	kg	Qty.	Model-No.	Euro		
					White	- 00	
 <p>SensoWash® i Lite integrated shower toilet Rear-, Lady- and Comfortwash, vertical outlet, Seat heating, Warm air dryer, with integrated flushing system, rimless, with HygieneGlaze, Descaling function, Remote control included, App operation, Seat/lid material thermoplastic, on / off-button, 220-240V 50/60Hz</p>							
	Panels stainless steel	366 x 683	48,0	6	620000 00 2 40 0310	5.941	
	Panels white	366 x 683	48,0	6	620000 01 2 40 0310	5.941	
	Panels rosé gold	366 x 683	48,0	6	620000 02 2 40 0310	5.941	
	100-120V 50/60Hz						
	Panels stainless steel	366 x 683	48,0	6	620000 00 1 40 1311	5.941	
	Panels white	366 x 683	48,0	6	620000 01 1 40 1311	5.941	
	Panels rosé gold	366 x 683	48,0	6	620000 02 1 40 1311	5.941	
<div style="border: 1px solid black; padding: 2px;"> Infobox: Further details see www.duravit.com/sensowash </div>							

Accessories SensoWash®

	Description	mm	kg	Qty.	Model-No.	Euro	
	<p>Pre-installation kit in combination with SensoWash for in-wall carrier with horizontal support without shower toilet pre-installation/conduit pipe</p>				005072 00 00	57	
<p>Infobox: # 005072 necessary during bare brickwork</p>							
	<p>Connecting set in combination with SensoWash shower toilet seat for in-wall carriers H=112-115 cm, with conduit pipe for connection inside the tank</p>				100691 00 00	90	
	<p>Connecting set in combination with SensoWash shower toilet seat for in-wall carriers H=82-100 cm, with conduit pipe for connection inside the tank</p>				100730 00 00	62	
	<p>Connecting set in combination with SensoWash shower toilet seat for Geberit Monolith sanitary modules for WCs</p>				100692 00 00	61	
	<p>Connecting set in combination with SensoWash Starck f for in-wall carriers with conduit pipe for connection inside the tank</p>				100731 00 00	62	
	<p>Interface set in combination with SensoWash Starck f for functional interface with DuraSystem actuator plate A2</p>				100729 00 00	99	
<p>Infobox: # 100729 necessary during bare brickwork</p>							
	<p>wall holder frame type, for permanent remote control fixation suitable for SensoWash Plus remote control</p>				100724 00 00	35	

Accessories SensoWash®

	Description	mm	kg	Qty.	Model-No.	Euro	
	Descaling pump SensoWash® for manual descaling for SensoWash without integrated descaling function				100715 00 00	38	
	Descaling tablets for EN 1717 EU Version Senso- Wash Slim, SensoWash Starck f Plus/Lite				100725 00 00	9	
	Descaling cartridge for SensoWash i Plus/Lite, SensoWash Starck f Plus/Lite (Non-EU)				100732 00 00	19	

Bathtubs + Wellbeing

Bathtubs

Blue Moon	423
Cape Cod	425
Darling New	429
Daro	440
D-Code	442
D-Neo	447
DuraSquare	451
DuraStyle	456
Happy D.2	465
Happy D.2 Plus	471
Luv	475
Paiova	479
Shower + Bath	495
Starck	500
Vero Air	513
Vero	519
White Tulip	525
XViu	528

Whirltubs

Blue Moon	540
Cape Cod	543
Darling New	547
D-Code	555
D-Neo	560
DuraSquare	562
DuraStyle	567
Happy D.2	571
Happy D.2 Plus	577
Luv	581
Paiova	584
Starck	600
Vero Air	609
Vero	615

Shower trays

D-Code	619
Starck Slimline	624
Stonetto	628
Tempano	630

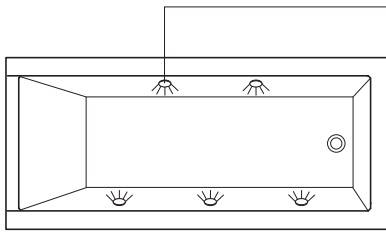
Sauna

Inipi	639
Inipi B	646

Equipment Bathtubs + Wellbeing	650
Fittings Bathtubs + Wellbeing	656

Bathtubs and shower trays product information

LED coloured light with remote control for bathtubs*



Standard

5 (10 in Blue Moon) spots

Control elements

Remote control



LED coloured light with remote control for bathtubs

Light from 5 (10 in Blue Moon) LED spots set into the side walls suffuses the water in alternating, bright colours. The 6 colours and white light plus 5 coloured lighting programmes can be selected using the remote control. The brightness of the colours can be dimmed.

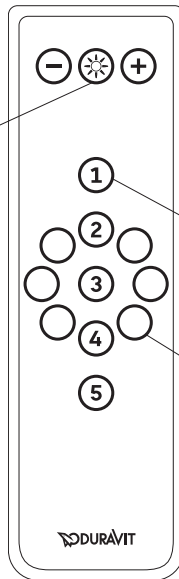
A support frame is not required as it is already mounted to the bathtub.

The coloured light is not suitable for bathtubs with support and noise reduction set # 791368.

Power supply

110-240V 50/60Hz

Light
Light on/off



Programming buttons
Selecting a predefined coloured light programme

Colour buttons
Selecting a constant colour

* Only available if these articles are listed on the product page

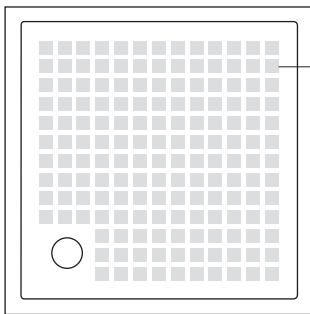
Bathtubs and shower trays product information

Support for bathtubs and shower trays



Instead of using a support frame, it is also possible to apply a support to install bathtubs and shower trays. In case that the bathtub shall be tiled, the usage of a support offers the advantage that the tiles can directly be stuck on the support without creating a separate, tileable surface. Supports are made of polystyrene („styrofoam“). In case of installing a whirltub or a bathtub with LED coloured light, it is not possible to use a support.

Antislip for shower trays



Antislip
Coating

Shower tray Antislip coating. This transparent yet perceptible Antislip coating increases grip in the tray and ensures a higher degree of safety when showering. Antislip is applied ex factory. Long-lasting, easy to clean, environmentally friendly and approved by the TÜV (German Technical Inspection Association), Antislip is suitable for both private homes and the hotel industry.

TÜV Rheinland confirms Quality Class C for bare foot areas exposed to water (DIN 51097).

Antislip can be ordered for all Duravit acrylic shower trays.

When ordering a shower tray with Antislip, please give the correct details by simply adding a "1" at the last digit of the item code.

7 2 0 1 1 5 0 0 0 0 0 0 0 0 1

Antislip

Shower trays made of DuraSolid® A or DuraSolid® Q reach due to their material properties without further coating the Quality Class B for bare foot areas.

Bathtubs and shower trays product information

Noise reduction sets for bath-/whirltubs and shower trays

Nowadays noise is almost everywhere and restricts often the people's quality of living. The reduction of noise levels and the prevention of acoustic sound increase the wellbeing provably.

For several years, Duravit attends to noise reduction and offers noise reduction sets for acrylic bathtubs and shower trays. Consequently noise emissions can be reduced while having a bath or a shower. By using one of Duravit's noise reduction sets, a lot of requirements of the leading

standards of noise protection (DIN 4109, VDI 4100 SST III and SIA 181) can be achieved.

This is also guaranteed by the Fraunhofer Institute of Construction Physics, Stuttgart, that verified Duravit's results.

The tested products were always installed with the related fittings being mentioned in the mounting instructions. If necessary, a noise reduction set was mounted. For those cases, you can find a tag in the following table.

The following table shows the test results of the noise reduction measurements:

Verified Product group	Substruction	Standard fulfilled?			Noise reduction set
		DIN 4109	VDI 4100	SIA 181	
Bathtubs					
Acrylic bathtubs	Screed	Yes	Yes	Yes ¹⁾	¹⁾ Yes, # 791368 00 0 00 0000
	Unfinished floor	Yes	Yes ¹⁾	No	¹⁾ Yes, # 791368 00 0 00 0000
DuraSolid®-bathtubs ³⁾	Screed	Yes	Yes	Yes ²⁾	
Whirltubs					
Whirlsystem Combi-P	Screed	Yes	Yes	No	
Whirlsystem Combi-E	Screed	Yes	Yes	No	
Whirlsystem Combi-L	Screed	Yes	Yes	No	
Whirlsystem DuraSolid-bathtubs	Screed	Yes	Yes, for Sst II	Yes ²⁾	
Shower trays					
Acrylic shower trays					
D-Code	Screed	Yes ¹⁾	Yes ¹⁾	Yes ¹⁾	¹⁾ Yes, # 791369 00 0 00 0000
	Unfinished floor	Yes ¹⁾	Yes ¹⁾	Yes ¹⁾	¹⁾ Yes, # 791369 00 0 00 0000
Starck Slimline	Screed	Yes ¹⁾	Yes ¹⁾	Yes ¹⁾	¹⁾ Yes, # 791369 00 0 00 0000
	Unfinished floor	Yes ¹⁾	Yes ¹⁾	Yes ¹⁾	¹⁾ Yes, # 791369 00 0 00 0000
Tempano	Unfinished floor	Yes ¹⁾	Yes ¹⁾	Yes ^{1), 2)}	¹⁾ Yes, # 791372 00 0 00 0000
Shower trays made of DuraSolid®					
Stonetto	Screed	Yes	Yes	Yes ²⁾	
	Unfinished floor	Yes	Yes	Yes ^{1), 2)}	¹⁾ Yes, #791372 00 0 00 0000

¹⁾ Standard is fulfilled in combination with the corresponding noise reduction set (see column "Noise reduction set" in the table above)

²⁾ in an apartment building, if the ground floor room in the back is an own utilization unit, and the basement floor room with low (front room) or medium (room behind) sensitivity to noise (e.g. bathroom above bathroom).

³⁾ except DuraSolid® bathtubs of series D-Neo.

The product's sonic features can be improved by using one of the following noise reduction sets:

Noise reduction set for acrylic bathtubs: # 791368 00 0 00 0000

Noise reduction set for acrylic shower trays: # 791369 00 0 00 0000

Noise reduction set for flush fitted shower trays: # 791372 00 0 00 0000

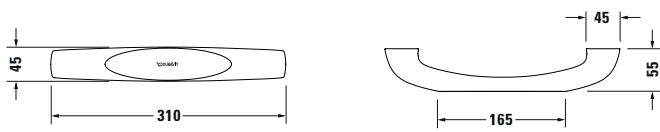
It is necessary to have a support frame for the bathtub and the shower tray in order to use the noise reduction set.

In case that a noise reduction set for shower trays is applied, the installation height can be slightly different. The altered height can be found in the section "Fittings", directly at the support frames.

It is not possible to mount a noise reduction set in combination with a support. Noise reduction sets are not suitable for bathtubs with LED coloured light.

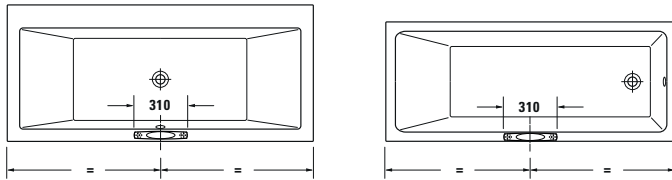
Bath- and whirltubs product information

Bathtub handle

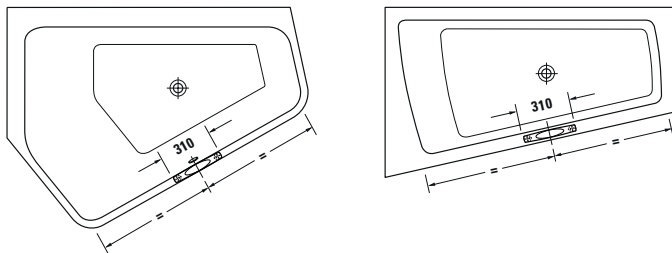


Position of the bathtub handle as shown in the technical drawings. Change of the position of the bathtub handle possible on request.
For whirltubs the position of the handle may vary.

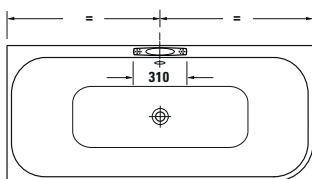
Bathtub handle, chrome # 792804 00 0 00 1000



Series	Model-No.								
Darling New	# 700238	# 700239	# 700240	# 700241	# 700242	# 700243	# 700244	# 700245	# 700246
	# 700247	# 700248							
Daro	# 700027	# 700028	# 700141						
D-Code	# 700095	# 700096	# 700097	# 700098	# 700099	# 700100	# 700101	# 700137	# 700138
DuraStyle	# 700292	# 700293	# 700294	# 700295	# 700296	# 700297	# 700298	# 700299	
Happy D.2	# 700308	# 700309	# 700310	# 700311	# 700312	# 700313	# 700314	# 700315	
Happy D.2 Plus	# 700453								
Starck	# 700009	# 700010	# 700011	# 700012	# 700050	# 700052	# 700331	# 700332	# 700333
	# 700334	# 700335	# 700336	# 700337	# 700338	# 700339	# 700340	# 700341	# 700409
	# 700410								
Vero Air	# 700411	# 700412	# 700413	# 700414	# 700415	# 700416	# 700417	# 700418	
Vero	# 700131	# 700132	# 700133	# 700134	# 700135	# 700136			

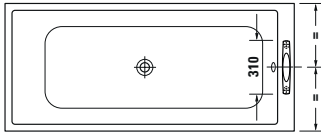


Series	Model-No.								
Paiova 5	# 700390	# 700391	# 700392	# 700393	# 700394	# 700395	# 700396	# 700397	
Paiova	# 700212	# 700213	# 700214	# 700215	# 700216	# 700217	# 700264	# 700265	# 700266
	# 700267	# 700268	# 700269						

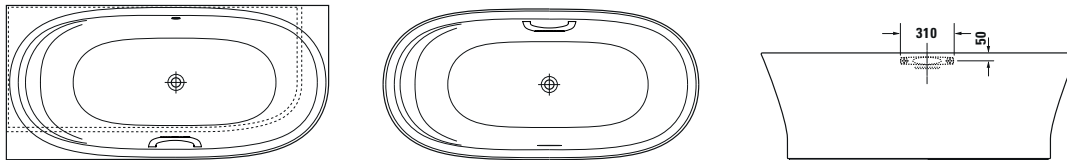


Series	Model-No.								
Happy D.2	# 700316	# 700317	# 700318	# 700240					
Happy D.2 Plus	# 700449	# 700450	# 700451						

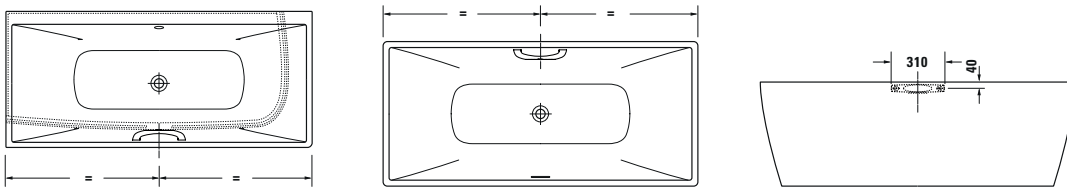
Bath- and whirltubs product information



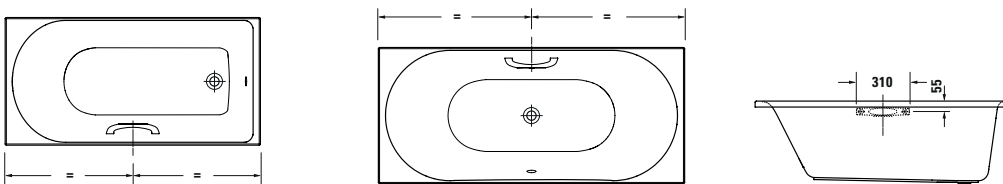
Series	Model-No.								
DuraStyle	# 700231	# 700233							



Series	Model-No.								
Cape Cod	# 700330	# 700362	# 700363	# 700364	# 700459				
Luv	# 700431	# 700432	# 700433	# 700434	# 700461				



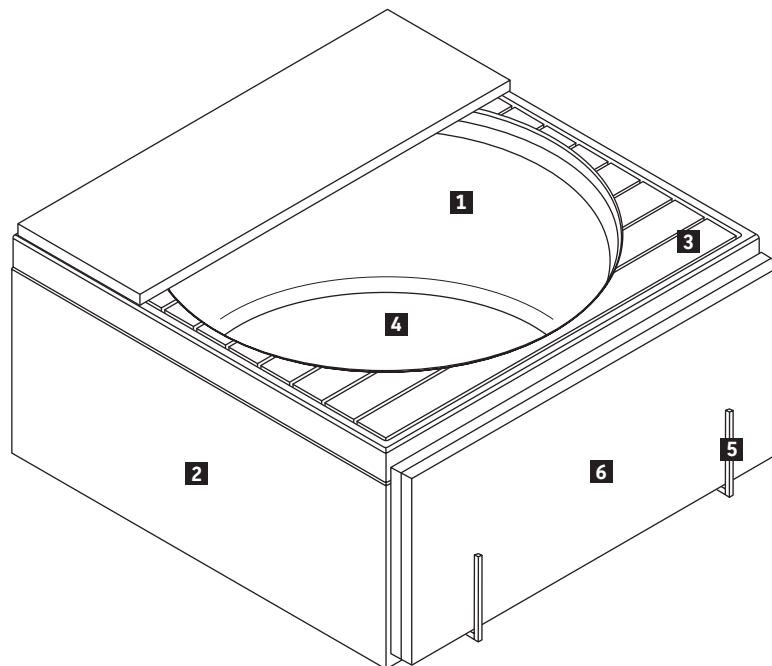
Series	Model-No.								
DuraSquare	# 700426	# 700427	# 700428	# 700429	# 700430	# 700460			
D-Neo	# 700477	# 700486							



Series	Model-No.								
D-Neo	# 700471	# 700472	# 700475	# 700476	# 700478	# 700479			

Blue Moon Design by Jochen Schmiedem

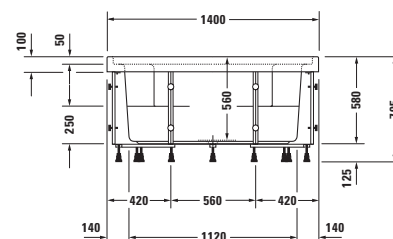
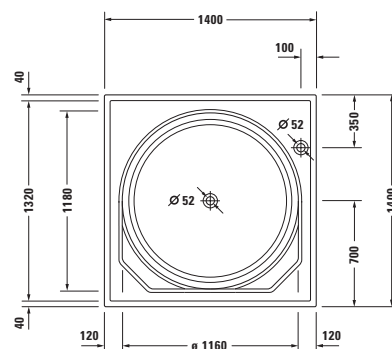
Ordering Sample



Description	Remark	Quantity	Model-No.
1 Bathtub	1400 x 1400 mm	1	# 700143 00 0 00 0000
2 Acrylic panel	1396 x 1396 mm	1	# 701024 00 0 00 0000
3 Wooden inlay Teak (real wood)	1310 x 1310 mm	1	# 790851 00 0 00 0000
4 Special waste and overflow		1	# 790236 00 0 00 1000
5 Storage holder for tub cover, right (for corner left)	for bathtubs	1	# 790882 00 0 00 6600
6 3 piece tub cover	1400 x 1400 mm	1	# 790883 00 0 00 0000

Blue Moon Design by Jochen Schmiedem

Bathtub square, built-in or for panel, incl. support frame, with overflow
sanitary acrylic



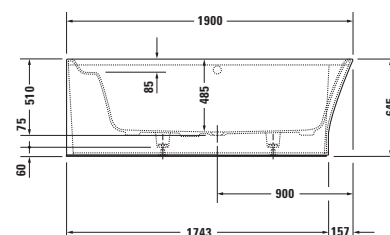
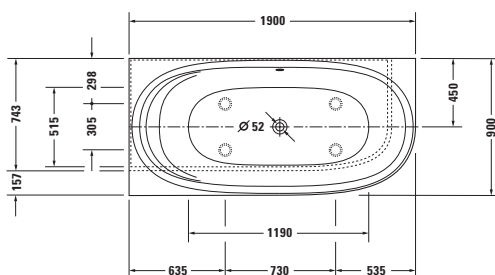
Length mm	Width mm	Depth/Height mm	Capacity l	Weight kg	Model-No.	Euro
						White - 00
Bathtub						
1400	1400	560	520	70,0	700143 00 0 00 0000	3.174
Necessary equipment for Bathtub						
Special waste and overflow, with base inlet, chrome**					791233 00 0 00 1000	1.186
Necessary accessories for Bathtub						
Special waste and overflow, chrome, with push-open valve					790236 00 0 00 1000	180
Wooden inlay, Teak (real wood)					790851 00 0 00 0000	2.939
Wooden inlay, Teak (real wood), with hinged cover					790851 00 0 02 0000	2.939
Acrylic inlay					790852 00 0 00 0000	1.130
Acrylic inlay, with hinged cover					790852 00 0 02 0000	1.130
Suitable equipment for Bathtub						
LED coloured light, with remote control for bathtubs, (white -00, chrome -10)					790846 00 0 00 * *00	4.607
Storage holder for tub cover, left (for corner right)****					790881 00 0 00 6600	759
Storage holder for tub cover, right (for corner left)****					790882 00 0 00 6600	759
Suitable accessories for Bathtub						
Headrest, white					790003 00 0 00 0000	50
Rubber profile					790126 00 0 00 0000	25
Bathtub anchors***					790123 00 0 00 0000	46
Tub cover					790883 00 0 00 0000	3.199
Suitable acrylic panels s.p. 665						

Infobox: ** pipe interrupt mandatory, wooden or acrylic inlay with hinged cover required, connection hose # 790166 is recommended / *** The use of 4 bathtub anchors is recommended / **** Storage holder # 790881, 790882 not suitable for the built-in version / If you order the waste and overflow # 790236 00 0 00 1000 for bathtub please select the wooden inlay # 790851 00 0 00 0000 or the acrylic inlay # 790852 00 0 00 0000 / If you order the waste and overflow with base inlet # 791233 00 0 00 1000 for bathtub please select the wooden inlay with hinged cover # 790851 00 0 02 0000 or the acrylic inlay with hinged cover # 790852 00 0 02 0000. The turning handle for the operation of the base inlet is positioned under the hinged cover

Cape Cod Design by Philippe Starck

Bathtub corner left, with seamless panel and support frame, with one backrest slope

DuraSolid® A



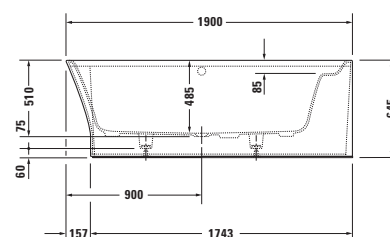
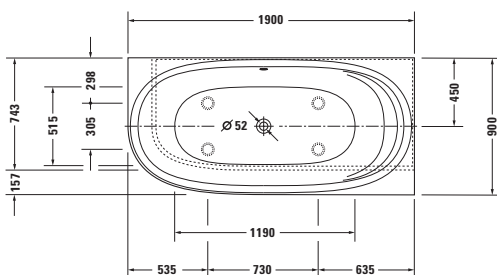
Length mm	Width mm	Depth/Height mm	Capacity l	Weight kg	Model-No.	Euro
						White - 00
Bathtub						
1900	900	485	205	105,0	700362 00 0 00 0000	4.373
Suitable equipment for Bathtub						
Bathtub handle, chrome					792804 00 0 00 1000	364
Suitable accessories for Bathtub						
Rubber profile					790126 00 0 00 0000	25
Waste and overflow Quadroval, chrome					792208 00 0 00 1000	186
Waste and overflow Quadroval, with water inlet, chrome*					792209 00 0 00 1000	530
Waste and overflow Quadroval, with base inlet, chrome**					791228 00 0 00 1000	630

Infobox: The bathtub handle cannot be ordered separately, only mounted on the bathtub. The price does include the installation and the handle itself.
 / * pipe interrupt or faucet with safety against backflow according to DIN EN 1717 necessary, connection hose # 790188 is recommended / ** pipe interrupt mandatory, connection hose # 790166 is recommended

Cape Cod Design by Philippe Starck

Bathtub corner right, with seamless panel and support frame, with one backrest slope

DuraSolid® A



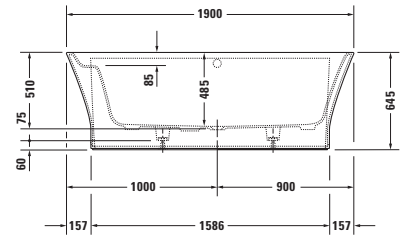
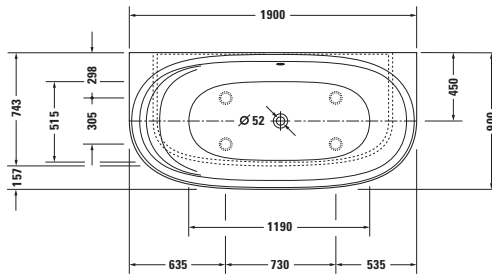
Length mm	Width mm	Depth/Height mm	Capacity l	Weight kg	Model-No.	Euro
						White - 00
Bathtub						
1900	900	485	205	105,0	700363 00 0 00 0000	4.373
Suitable equipment for Bathtub						
Bathtub handle, chrome					792804 00 0 00 1000	364
Suitable accessories for Bathtub						
Rubber profile					790126 00 0 00 0000	25
Waste and overflow Quadroval, chrome					792208 00 0 00 1000	186
Waste and overflow Quadroval, with water inlet, chrome*					792209 00 0 00 1000	530
Waste and overflow Quadroval, with base inlet, chrome**					791228 00 0 00 1000	630

Infobox: The bathtub handle cannot be ordered separately, only mounted on the bathtub. The price does include the installation and the handle itself.
 / * pipe interrupt or faucet with safety against backflow according to DIN EN 1717 necessary, connection hose # 790188 is recommended / ** pipe interrupt mandatory, connection hose # 790166 is recommended

Cape Cod Design by Philippe Starck

Bathtub back-to-wall, with seamless panel and support frame, with one backrest slope

DuraSolid® A

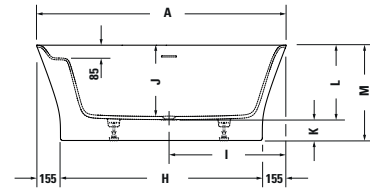
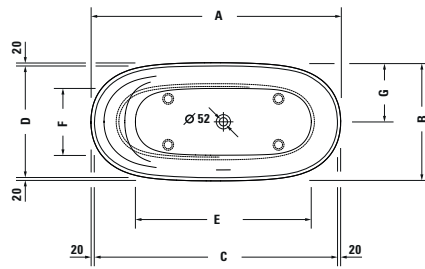


Length mm	Width mm	Depth/Height mm	Capacity l	Weight kg	Model-No.	Euro
						White - 00
Bathtub						
1900	900	485	205	113,0	700364 00 0 00 0000	4.373
Suitable equipment for Bathtub						
Bathtub handle, chrome					792804 00 0 00 1000	364
Suitable accessories for Bathtub						
Rubber profile					790126 00 0 00 0000	25
Waste and overflow Quadroval, chrome					792208 00 0 00 1000	186
Waste and overflow Quadroval, with water inlet, chrome*					792209 00 0 00 1000	530
Waste and overflow Quadroval, with base inlet, chrome**					791228 00 0 00 1000	630

Infobox: The bathtub handle cannot be ordered separately, only mounted on the bathtub. The price does include the installation and the handle itself.
 / * pipe interrupt or faucet with safety against backflow according to DIN EN 1717 necessary, connection hose # 790188 is recommended / ** pipe interrupt mandatory, connection hose # 790166 is recommended

Cape Cod Design by Philippe Starck

Bathtub freestanding, with seamless panel and support frame, with two backrest slopes, with special waste and overflow
DuraSolid® A



	A	B	C	D	E	F	G	H	I	J	K	L	M
700459	1650	780	1610	740	1100	440	390	1340	775	470	135	495	630
7X0330	1855	885	1815	845	1170	505	443	1545	880	485	120	505	625

Length mm	Width mm	Depth/Height mm	Capacity l	Weight kg	Model-No.	Euro
						White - 00
Bathtub						
1650	780	470	140	95,0	700459 00 0 00 0000	5.238
1855	885	485	205	102,0	700330 00 0 00 0000	5.915
Suitable equipment for Bathtub						
Bathtub handle, chrome					792804 00 0 00 1000	364

Infobox: The bathtub handle cannot be ordered separately, only mounted on the bathtub. The price does include the installation and the handle itself.

Darling New Design by sieger design


Product Information

LED white light under bathtub rim (optional)


Under the wide bathtub rim a LED stripe is installed which suffuses the bathtub panel in indirect light. The light can be operated by touching the Duravit logo on bathtub rim. The LED white light is suitable for all Darling New bath- and whirltubs with furniture or acrylic panel (excluding built-in versions).

Power supply

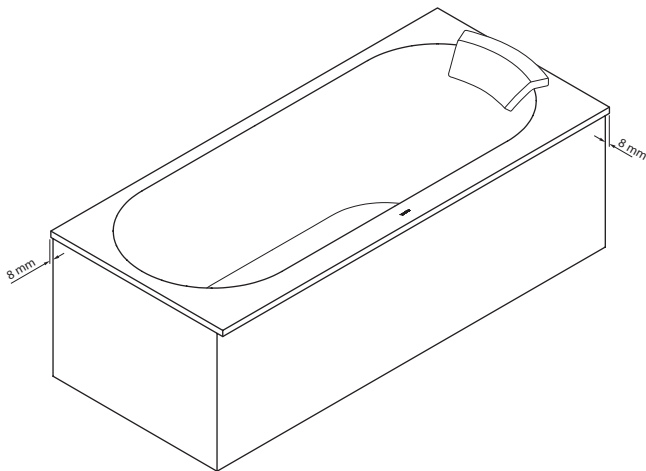
220-240V 50/60Hz



Darling New bath- and whirltubs with panel # 7X0242 - 7X0245: LED white light is installed in front area.



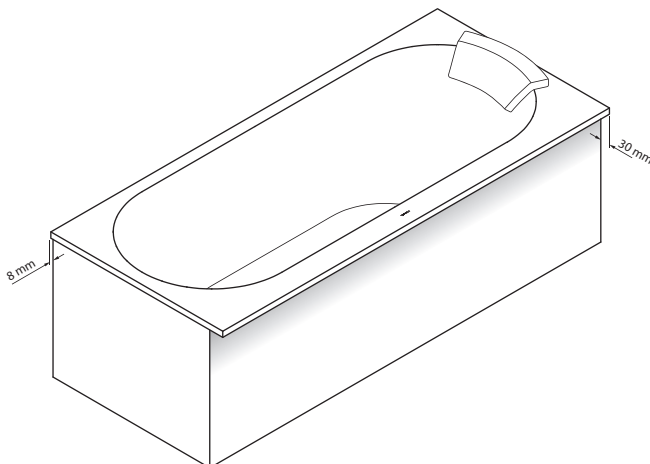
Darling New bath- and whirltubs with acrylic panel # 7X0246 - 7X0248: LED white light is installed all around.



Panel

When ordering without LED white light

For the combination Darling New rectangle bathtub # 7X0242 - 7X0245 without LED white light under bathtub rim the panel with standard recess of ~ 8 mm must be ordered.

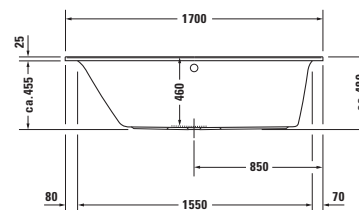
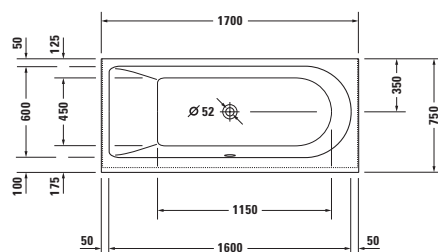


When ordering with LED white light

For the combination Darling New rectangle bathtub # 7X0242 - 7X0245 with LED white light under bathtub rim the panel with larger recess in front area of ~ 30 mm must be ordered.

Darling New Design by sieger design

Bathtub rectangle, built-in or for panel, with one backrest slope left
sanitary acrylic

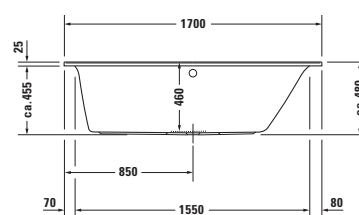
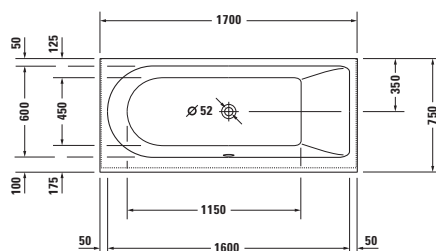


Length mm	Width mm	Depth/Height mm	Capacity l	Weight kg	Model-No.	Euro
						White - 00
Bathtub						
1700	750	460	160	26,0	700242 00 0 00 0000	835
Suitable equipment for Bathtub						
LED coloured light, with remote control for bathtubs, (white -00, chrome -10)					790840 00 0 00 * *00	3.314
LED white light, under bathtub rim					791847 00 0 00 0000	991
Bathtub handle, chrome					792804 00 0 00 1000	364
Suitable accessories for Bathtub						
Headrest, straight, white					790007 00 0 00 0000	134
Support frame, with length > 1000 mm					790100 00 0 00 0000	107
Bathtub anchors					790103 00 0 00 0000	45
Rubber profile					790126 00 0 00 0000	25
Waste and overflow Quadroval, chrome					792202 00 0 00 1000	186
Waste and overflow Quadroval, with water inlet, chrome*					792203 00 0 00 1000	459
Support, for # 700242 / 700243***					791435 00 0 00 0000	334
Noise reduction set for acrylic bathtubs****					791368 00 0 00 0000	177
Suitable panels s.p. 438/439						

Infobox: The bathtub handle cannot be ordered separately, only mounted on the bathtub. The price does include the installation and the handle itself.
/ * pipe interrupt or faucet with safety against backflow according to DIN EN 1717 necessary, connection hose # 790188 is recommended / LED white light under bathtub rim only available for tubs with panel, no built-in version possible / *** not suitable for bathtubs with LED coloured light / **** not suitable for bathtubs with LED coloured light. The noise reduction set cannot be mounted together with a polystyrene support. For further information concerning noise protection, please consider the chapter „Noise reduction sets for bath-/whirltubs and shower trays“

Darling New Design by sieger design

Bathtub rectangle, built-in or for panel, with one backrest slope right
sanitary acrylic



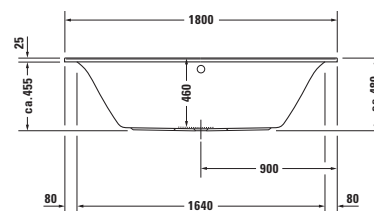
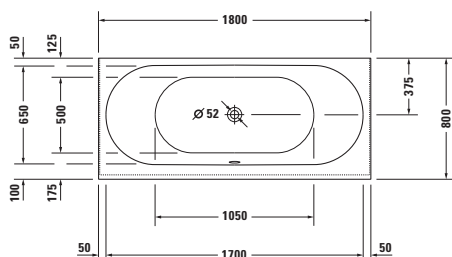
Length mm	Width mm	Depth/Height mm	Capacity l	Weight kg	Model-No.	Euro
						White - 00
Bathtub						
1700	750	460	160	26,0	700243 00 0 00 0000	835
Suitable equipment for Bathtub						
LED coloured light, with remote control for bathtubs, (white -00, chrome -10)					790840 00 0 00 * *00	3.314
LED white light, under bathtub rim					791847 00 0 00 0000	991
Bathtub handle, chrome					792804 00 0 00 1000	364
Suitable accessories for Bathtub						
Headrest, straight, white					790007 00 0 00 0000	134
Support frame, with length > 1000 mm					790100 00 0 00 0000	107
Bathtub anchors					790103 00 0 00 0000	45
Rubber profile					790126 00 0 00 0000	25
Waste and overflow Quadroval, chrome					792202 00 0 00 1000	186
Waste and overflow Quadroval, with water inlet, chrome*					792203 00 0 00 1000	459
Support, for # 700242 / 700243***					791435 00 0 00 0000	334
Noise reduction set for acrylic bathtubs****					791368 00 0 00 0000	177
Suitable panels s.p. 438/439						

Infobox: The bathtub handle cannot be ordered separately, only mounted on the bathtub. The price does include the installation and the handle itself.
/ * pipe interrupt or faucet with safety against backflow according to DIN EN 1717 necessary, connection hose # 790188 is recommended / LED white light under bathtub rim only available for tubs with panel, no built-in version possible / *** not suitable for bathtubs with LED coloured light / **** not suitable for bathtubs with LED coloured light. The noise reduction set cannot be mounted together with a polystyrene support. For further information concerning noise protection, please consider the chapter „Noise reduction sets for bath-/whirltubs and shower trays“

Darling New Design by sieger design

Bathtub rectangle, built-in or for panel, with two backrest slopes

sanitary acrylic

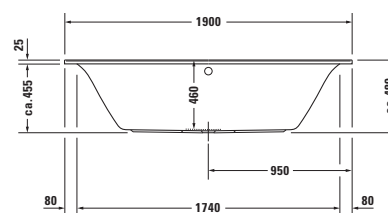
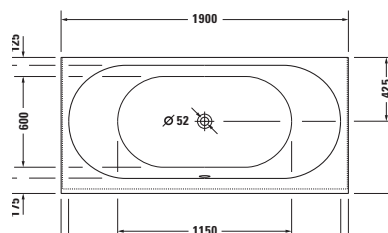


Length mm	Width mm	Depth/Height mm	Capacity l	Weight kg	Model-No.	Euro
						White - 00
Bathtub						
1800	800	460	165	28,0	700244 00 0 00 0000	1.020
Suitable equipment for Bathtub						
LED coloured light, with remote control for bathtubs, (white -00, chrome -10)					790840 00 0 00 * *00	3.314
LED white light, under bathtub rim					791847 00 0 00 0000	991
Bathtub handle, chrome					792804 00 0 00 1000	364
Suitable accessories for Bathtub						
Headrest, curved, white					790008 00 0 00 0000	134
Support frame, with length > 1000 mm					790100 00 0 00 0000	107
Bathtub anchors					790103 00 0 00 0000	45
Rubber profile					790126 00 0 00 0000	25
Waste and overflow Quadroval, chrome					792202 00 0 00 1000	186
Waste and overflow Quadroval, with water inlet, chrome*					792203 00 0 00 1000	459
Waste and overflow Quadroval, with base inlet, chrome**					791226 00 0 00 1000	597
Support, for # 700244***					791437 00 0 00 0000	363
Noise reduction set for acrylic bathtubs****					791368 00 0 00 0000	177
Suitable panels s.p. 438/439						

Infobox: The bathtub handle cannot be ordered separately, only mounted on the bathtub. The price does include the installation and the handle itself. / * pipe interrupt or faucet with safety against backflow according to DIN EN 1717 necessary, connection hose # 790188 is recommended / ** pipe interrupt mandatory, connection hose # 790166 is recommended / LED white light under bathtub rim only available for tubs with panel, no built-in version possible / *** not suitable for bathtubs with LED coloured light / **** not suitable for bathtubs with LED coloured light. The noise reduction set cannot be mounted together with a polystyrene support. For further information concerning noise protection, please consider the chapter „Noise reduction sets for bath-/whirltubs and shower trays“

Darling New Design by sieger design

Bathtub rectangle, built-in or for panel, with two backrest slopes
sanitary acrylic

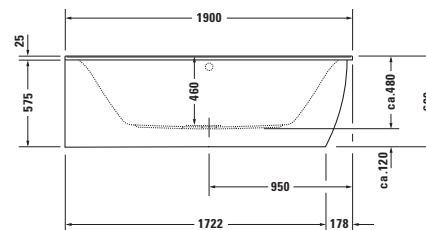
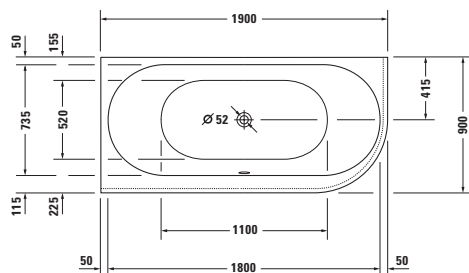


Length mm	Width mm	Depth/Height mm	Capacity l	Weight kg	Model-No.	Euro
						White - 00
Bathtub						
1900	900	460	170	32,0	700245 00 0 00 0000	1.194
Suitable equipment for Bathtub						
LED coloured light, with remote control for bathtubs, (white -00, chrome -10)					790840 00 0 00 * *00	3.314
LED white light, under bathtub rim					791847 00 0 00 0000	991
Bathtub handle, chrome					792804 00 0 00 1000	364
Suitable accessories for Bathtub						
Headrest, curved, white					790008 00 0 00 0000	134
Support frame, with length > 1000 mm					790100 00 0 00 0000	107
Bathtub anchors					790103 00 0 00 0000	45
Rubber profile					790126 00 0 00 0000	25
Waste and overflow Quadroval, chrome					792206 00 0 00 1000	186
Waste and overflow Quadroval, with water inlet, chrome*					792207 00 0 00 1000	459
Waste and overflow Quadroval, with base inlet, chrome**					791226 00 0 00 1000	597
Support, for # 700245***					791438 00 0 00 0000	411
Noise reduction set for acrylic bathtubs****					791368 00 0 00 0000	177
Suitable panels s.p. 438/439						

Infobox: The bathtub handle cannot be ordered separately, only mounted on the bathtub. The price does include the installation and the handle itself. / * pipe interrupt or faucet with safety against backflow according to DIN EN 1717 necessary, connection hose # 790188 is recommended / ** pipe interrupt mandatory, connection hose # 790166 is recommended / LED white light under bathtub rim only available for tubs with panel, no built-in version possible / *** not suitable for bathtubs with LED coloured light / **** not suitable for bathtubs with LED coloured light. The noise reduction set cannot be mounted together with a polystyrene support. For further information concerning noise protection, please consider the chapter „Noise reduction sets for bath-/whirltubs and shower trays“

Darling New Design by sieger design

Bathtub corner left, with acrylic panel and support frame, with two backrest slopes
sanitary acrylic

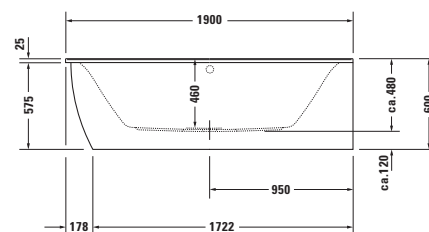
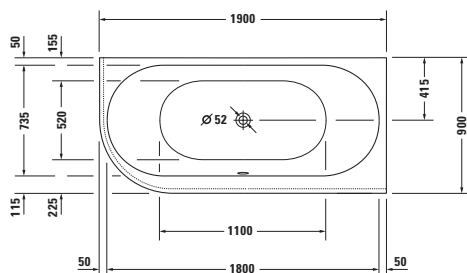


Length mm	Width mm	Depth/Height mm	Capacity l	Weight kg	Model-No.	Euro
						White - 00
Bathtub						
1900	900	460	185	41,0	700246 00 0 00 0000	2.700
Suitable equipment for Bathtub						
LED coloured light, with remote control for bathtubs, (white -00, chrome -10)					790840 00 0 00 * *00	3.314
LED white light, under bathtub rim					791848 00 0 00 0000	1.144
Bathtub handle, chrome					792804 00 0 00 1000	364
Suitable accessories for Bathtub						
Headrest, curved, white					790008 00 0 00 0000	134
Bathtub anchors					790103 00 0 00 0000	45
Rubber profile					790126 00 0 00 0000	25
Waste and overflow Quadroval, chrome					792206 00 0 00 1000	186
Waste and overflow Quadroval, with water inlet, chrome*					792207 00 0 00 1000	459
Waste and overflow Quadroval, with base inlet, chrome**					791226 00 0 00 1000	597
Noise reduction set for acrylic bathtubs****					791368 00 0 00 0000	177

Infobox: The bathtub handle cannot be ordered separately, only mounted on the bathtub. The price does include the installation and the handle itself. / * pipe interrupt or faucet with safety against backflow according to DIN EN 1717 necessary, connection hose # 790188 is recommended / ** pipe interrupt mandatory, connection hose # 790166 is recommended / **** not suitable for bathtubs with LED coloured light. The noise reduction set cannot be mounted together with a polystyrene support. For further information concerning noise protection, please consider the chapter „Noise reduction sets for bath-/whirltubs and shower trays“

Darling New Design by sieger design

Bathtub corner right, with acrylic panel and support frame, with two backrest slopes
sanitary acrylic

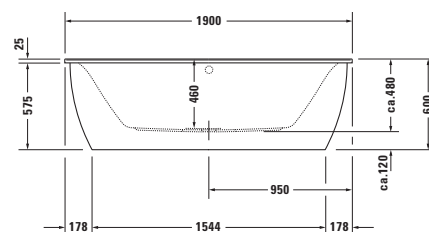
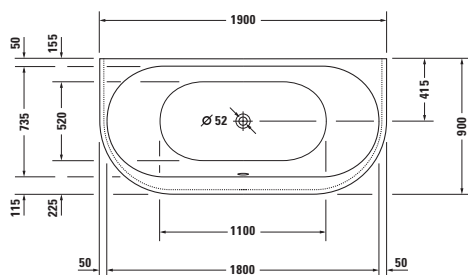


Length mm	Width mm	Depth/Height mm	Capacity l	Weight kg	Model-No.	Euro
						White - 00
Bathtub						
1900	900	460	185	41,0	700247 00 0 00 0000	2.700
Suitable equipment for Bathtub						
LED coloured light, with remote control for bathtubs, (white -00, chrome -10)					790840 00 0 00 * *00	3.314
LED white light, under bathtub rim					791848 00 0 00 0000	1.144
Bathtub handle, chrome					792804 00 0 00 1000	364
Suitable accessories for Bathtub						
Headrest, curved, white					790008 00 0 00 0000	134
Bathtub anchors					790103 00 0 00 0000	45
Rubber profile					790126 00 0 00 0000	25
Waste and overflow Quadroval, chrome					792206 00 0 00 1000	186
Waste and overflow Quadroval, with water inlet, chrome*					792207 00 0 00 1000	459
Waste and overflow Quadroval, with base inlet, chrome**					791226 00 0 00 1000	597
Noise reduction set for acrylic bathtubs****					791368 00 0 00 0000	177

Infobox: The bathtub handle cannot be ordered separately, only mounted on the bathtub. The price does include the installation and the handle itself. / * pipe interrupt or faucet with safety against backflow according to DIN EN 1717 necessary, connection hose # 790188 is recommended / ** pipe interrupt mandatory, connection hose # 790166 is recommended / **** not suitable for bathtubs with LED coloured light. The noise reduction set cannot be mounted together with a polystyrene support. For further information concerning noise protection, please consider the chapter „Noise reduction sets for bath-/whirltubs and shower trays“

Darling New Design by sieger design

Bathtub back-to-wall, with acrylic panel and support frame, with two backrest slopes
sanitary acrylic



Length mm	Width mm	Depth/Height mm	Capacity l	Weight kg	Model-No.	Euro
						White - 00
Bathtub						
1900	900	460	170	38,0	700248 00 0 00 0000	2.820
Suitable equipment for Bathtub						
LED coloured light, with remote control for bathtubs, (white -00, chrome -10)					790840 00 0 00 * *00	3.314
LED white light, under bathtub rim					791849 00 0 00 0000	1.242
Bathtub handle, chrome					792804 00 0 00 1000	364
Suitable accessories for Bathtub						
Headrest, curved, white					790008 00 0 00 0000	134
Bathtub anchors					790103 00 0 00 0000	45
Rubber profile					790126 00 0 00 0000	25
Waste and overflow Quadroval, chrome					792206 00 0 00 1000	186
Waste and overflow Quadroval, with water inlet, chrome*					792207 00 0 00 1000	459
Waste and overflow Quadroval, with base inlet, chrome**					791226 00 0 00 1000	597
Noise reduction set for acrylic bathtubs****					791368 00 0 00 0000	177




Infobox: The bathtub handle cannot be ordered separately, only mounted on the bathtub. The price does include the installation and the handle itself. / * pipe interrupt or faucet with safety against backflow according to DIN EN 1717 necessary, connection hose # 790188 is recommended / ** pipe interrupt mandatory, connection hose # 790166 is recommended / **** not suitable for bathtubs with LED coloured light. The noise reduction set cannot be mounted together with a polystyrene support. For further information concerning noise protection, please consider the chapter „Noise reduction sets for bath-/whirltubs and shower trays“

Darling New Design by sieger design


Product Information

Panel	Acryl	82 Acrylic White	Basic material: 8 mm Acryl solid-coloured in white.
--------------	--------------	-------------------------	--

Darling New Design by sieger design

Description	mm	Model-No.	Euro	Euro	Euro	Euro
			Pricegroup 1			
						
Panel						
for corner left,						
bathtub without LED white light						
for # 7X0242 (1700 x 750 mm),						
for # 7X0243 (1700 x 750 mm)	1690 x 740	DN 8787	1.129			
for # 7X0244 (1800 x 800 mm)	1790 x 790	DN 8788	1.129			
for # 7X0245 (1900 x 900 mm)	1890 x 890	DN 8906	1.194			
bathtub with LED white light						
for # 7X0242 (1700 x 750 mm),						
for # 7X0243 (1700 x 750 mm)	1690 x 720	DN 8997	1.129			
for # 7X0244 (1800 x 800 mm)	1790 x 770	DN 8998	1.129			
for # 7X0245 (1900 x 900 mm)	1890 x 870	DN 8999	1.194			
Infobox: For bathtubs a support frame # 790100 is required for the installation of the panel. The support frame must be ordered separately / Heights of Darling New series: Height bathtub panel = 555 mm, Height bathtub panel incl. 20 mm shadow gap = 575 mm, overall height incl. 25 mm bathtub trim = 600 mm						
						
Panel						
for corner right,						
bathtub without LED white light						
for # 7X0242 (1700 x 750 mm),						
for # 7X0243 (1700 x 750 mm)	1690 x 740	DN 8782	1.129			
for # 7X0244 (1800 x 800 mm)	1790 x 790	DN 8783	1.129			
for # 7X0245 (1900 x 900 mm)	1890 x 890	DN 8904	1.194			
bathtub with LED white light						
for # 7X0242 (1700 x 750 mm),						
for # 7X0243 (1700 x 750 mm)	1690 x 720	DN 8992	1.129			
for # 7X0244 (1800 x 800 mm)	1790 x 770	DN 8993	1.129			
for # 7X0245 (1900 x 900 mm)	1890 x 870	DN 8994	1.194			
Infobox: For bathtubs a support frame # 790100 is required for the installation of the panel. The support frame must be ordered separately / Heights of Darling New series: Height bathtub panel = 555 mm, Height bathtub panel incl. 20 mm shadow gap = 575 mm, overall height incl. 25 mm bathtub trim = 600 mm						
						
Panel						
for back-to-wall,						
bathtub without LED white light						
for # 7X0242 (1700 x 750 mm),						
for # 7X0243 (1700 x 750 mm)	1680 x 740	DN 8777	1.476			
for # 7X0244 (1800 x 800 mm)	1780 x 790	DN 8778	1.476			
for # 7X0245 (1900 x 900 mm)	1880 x 890	DN 8902	1.548			
bathtub with LED white light						
for # 7X0242 (1700 x 750 mm),						
for # 7X0243 (1700 x 750 mm)	1680 x 720	DN 8967	1.476			
for # 7X0244 (1800 x 800 mm)	1780 x 770	DN 8968	1.476			
for # 7X0245 (1900 x 900 mm)	1880 x 870	DN 8969	1.548			
Infobox: For bathtubs a support frame # 790100 is required for the installation of the panel. The support frame must be ordered separately / Heights of Darling New series: Height bathtub panel = 555 mm, Height bathtub panel incl. 20 mm shadow gap = 575 mm, overall height incl. 25 mm bathtub trim = 600 mm						

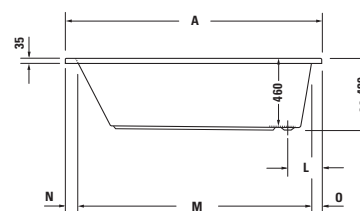
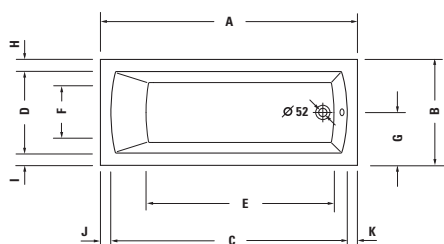
Darling New Design by sieger design

Description	mm	Model-No.	Euro	Euro	Euro	Euro
			Pricegroup 1			
						
Panel						
for niche, bathtub with and without LED white light						
for # 7X0242 (1700 x 750 mm), for # 7X0243 (1700 x 750 mm)	1690	DN 8938	888			
for # 7X0244 (1800 x 800 mm)	1775	DN 8939	888			
for # 7X0245 (1900 x 900 mm)	1890	DN 8941	912			

Infobox: For bathtubs a support frame # 790100 is required for the installation of the panel. The support frame must be ordered separately / Heights of Darling New series: Height bathtub panel = 555 mm, Height bathtub panel incl. 20 mm shadow gap = 575 mm, overall height incl. 25 mm bathtub trim = 600 mm

Daro Design by Duravit

Bathtub rectangle, built-in, with one backrest slope
sanitary acrylic



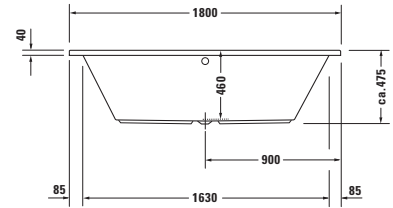
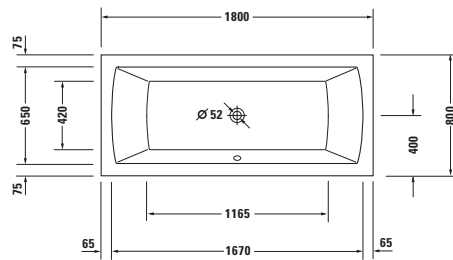
	A	B	C	D	E	F	G	H	I	J	K	L	M	N	O
700141	1700	700	1570	550	1245	400	350	75	75	65	65	240	1560	75	65
700027	1700	750	1570	600	1240	400	375	75	75	65	65	240	1540	85	75

Length mm	Width mm	Depth/Height mm	Capacity l	Weight kg	Model-No.	Euro
						White - 00
Bathtub						
1700	700	460	150	26,0	700141 00 0 00 0000	801
1700	750	460	160	30,0	700027 00 0 00 0000	893
Suitable equipment for Bathtub						
LED coloured light, with remote control for bathtubs, (white -00, chrome -10)					790840 00 0 00 * *00	3.314
Bathtub handle, chrome					792804 00 0 00 1000	364
Suitable accessories for Bathtub						
Support frame, with length > 1000 mm					790100 00 0 00 0000	107
Bathtub anchors					790103 00 0 00 0000	45
Rubber profile					790126 00 0 00 0000	25
Waste and overflow Quadroval, chrome					792200 00 0 00 1000	146
Waste and overflow Quadroval, with water inlet, chrome*					792201 00 0 00 1000	424
Support, for # 700141***					790468 00 0 00 0000	376
Support, for # 700027***					790420 00 0 00 0000	386
Noise reduction set for acrylic bathtubs****					791368 00 0 00 0000	177

Infobox: The bathtub handle cannot be ordered separately, only mounted on the bathtub. The price does include the installation and the handle itself. / * pipe interrupt or faucet with safety against backflow according to DIN EN 1717 necessary, connection hose # 790188 is recommended / *** not suitable for bathtubs with LED coloured light / **** not suitable for bathtubs with LED coloured light. The noise reduction set cannot be mounted together with a polystyrene support. For further information concerning noise protection, please consider the chapter „Noise reduction sets for bath-/whirltubs and shower trays“

Daro Design by Duravit

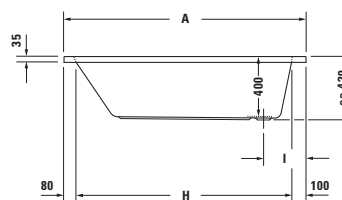
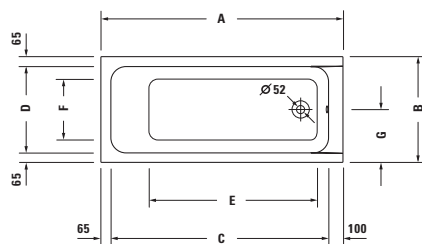
Bathtub built-in, rectangle, with two backrest slopes
sanitary acrylic



Length mm	Width mm	Depth/Height mm	Capacity l	Weight kg	Model-No.	Euro
						White - 00
Bathtub						
1800	800	460	185	33,0	700028 00 0 00 0000	1.132
Suitable equipment for Bathtub						
LED coloured light, with remote control for bathtubs, (white -00, chrome -10)					790840 00 0 00 * *00	3.314
Bathtub handle, chrome					792804 00 0 00 1000	364
Suitable accessories for Bathtub						
Support frame, with length > 1000 mm					790100 00 0 00 0000	107
Bathtub anchors					790103 00 0 00 0000	45
Rubber profile					790126 00 0 00 0000	25
Waste and overflow Quadroval, chrome					792202 00 0 00 1000	186
Waste and overflow Quadroval, with water inlet, chrome*					792203 00 0 00 1000	459
Support, for # 700028***					790421 00 0 00 0000	487
Noise reduction set for acrylic bathtubs****					791368 00 0 00 0000	177

Infobox: The bathtub handle cannot be ordered separately, only mounted on the bathtub. The price does include the installation and the handle itself. / * pipe interrupt or faucet with safety against backflow according to DIN EN 1717 necessary, connection hose # 790188 is recommended / *** not suitable for bathtubs with LED coloured light / **** not suitable for bathtubs with LED coloured light. The noise reduction set cannot be mounted together with a polystyrene support. For further information concerning noise protection, please consider the chapter „Noise reduction sets for bath-/whirltubs and shower trays“

D-Code Design by sieger design

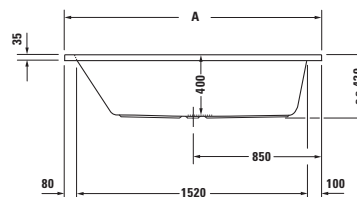
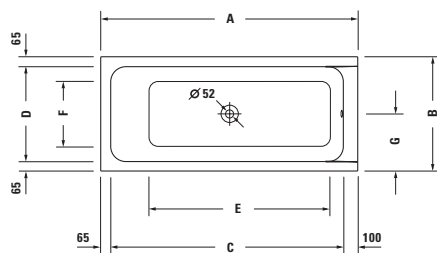
Bathtub rectangle, built-in, with one backrest slope, outlet in foot area
 sanitary acrylic


	A	B	C	D	E	F	G	H	I
7X0095	1500	750	1335	620	1015	460	375	1320	290
7X0096	1600	700	1435	570	1115	400	350	1420	280
7X0098	1700	700	1535	570	1210	400	350	1520	275
7X0100	1700	750	1535	620	1200	430	375	1520	280

Length mm	Width mm	Depth/Height mm	Capacity l	Weight kg	Model-No.	Euro
						White - 00
Bathtub						
1500	750	400	95	17,5	700095 00 0 00 0000	356
1600	700	400	100	17,5	700096 00 0 00 0000	368
1700	700	400	110	19,5	700098 00 0 00 0000	373
1700	750	400	120	20,0	700100 00 0 00 0000	422
Suitable equipment for Bathtub						
Bathtub handle, chrome					792804 00 0 00 1000	364
Suitable accessories for Bathtub						
Support frame, with length > 1000 mm					790127 00 0 00 0000	32
Bathtub anchors					790125 00 0 00 0000	25
Rubber profile					790126 00 0 00 0000	25
Waste and overflow, chrome					790225 00 0 00 1000	63
Support, for # 700095					790469 00 0 00 0000	329
Support, for # 700096					790470 00 0 00 0000	329
Support, for # 700098					790472 00 0 00 0000	329
Support, for # 700100					790474 00 0 00 0000	313
Noise reduction set for acrylic bathtubs****					791368 00 0 00 0000	177
Suitable acrylic panels s.p. 665						

Infobox: The bathtub handle cannot be ordered separately, only mounted on the bathtub. The price does include the installation and the handle itself. / **** not suitable for bathtubs with LED coloured light. The noise reduction set cannot be mounted together with a polystyrene support. For further information concerning noise protection, please consider the chapter „Noise reduction sets for bath-/whirltubs and shower trays“

D-Code Design by sieger design

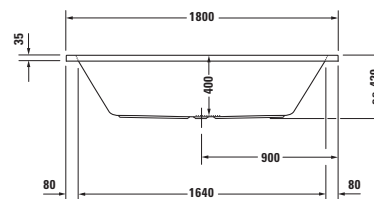
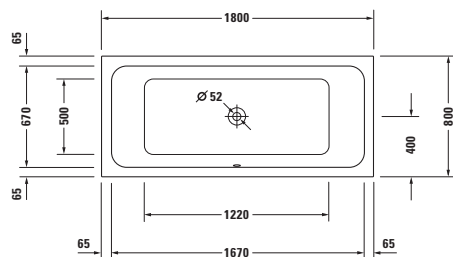
Bathtub rectangle, built-in, with one backrest slope, central outlet
 sanitary acrylic


	A	B	C	D	E	F	G
7X0097	1700	700	1535	570	1210	400	350
7X0099	1700	750	1535	620	1200	430	375

Length mm	Width mm	Depth/Height mm	Capacity l	Weight kg	Model-No.	Euro
						White - 00
Bathtub						
1700	700	400	110	19,5	700097 00 0 00 0000	373
1700	750	400	120	20,0	700099 00 0 00 0000	422
Suitable equipment for Bathtub						
Bathtub handle, chrome					792804 00 0 00 1000	364
Suitable accessories for Bathtub						
Support frame, with length > 1000 mm					790127 00 0 00 0000	32
Bathtub anchors					790125 00 0 00 0000	25
Rubber profile					790126 00 0 00 0000	25
Waste and overflow, chrome					790227 00 0 00 1000	90
Support, for # 700097					790471 00 0 00 0000	329
Support, for # 700099					790473 00 0 00 0000	313
Noise reduction set for acrylic bathtubs****					791368 00 0 00 0000	177
Suitable acrylic panels s.p. 665						

Infobox: The bathtub handle cannot be ordered separately, only mounted on the bathtub. The price does include the installation and the handle itself.
 / **** not suitable for bathtubs with LED coloured light. The noise reduction set cannot be mounted together with a polystyrene support. For further information concerning noise protection, please consider the chapter „Noise reduction sets for bath-/whirltubs and shower trays“

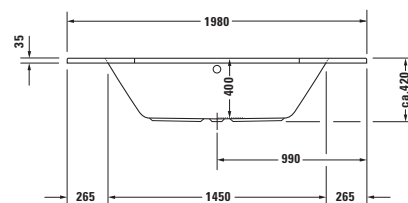
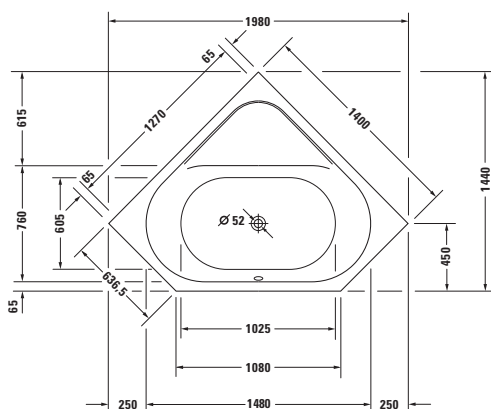
D-Code Design by sieger design

Bathtub rectangle, with two backrest slopes, built-in, central outlet
 sanitary acrylic


Length mm	Width mm	Depth/Height mm	Capacity l	Weight kg	Model-No.	Euro
						White - 00
Bathtub						
1800	800	400	150	23,5	700101 00 0 00 0000	455
Suitable equipment for Bathtub						
Bathtub handle, chrome					792804 00 0 00 1000	364
Suitable accessories for Bathtub						
Support frame, with length > 1000 mm					790127 00 0 00 0000	32
Bathtub anchors					790125 00 0 00 0000	25
Rubber profile					790126 00 0 00 0000	25
Waste and overflow, chrome					790226 00 0 00 1000	83
Support, for # 700101					790475 00 0 00 0000	337
Noise reduction set for acrylic bathtubs****					791368 00 0 00 0000	177
Suitable acrylic panels s.p. 665						

Infobox: The bathtub handle cannot be ordered separately, only mounted on the bathtub. The price does include the installation and the handle itself.
 / **** not suitable for bathtubs with LED coloured light. The noise reduction set cannot be mounted together with a polystyrene support. For further information concerning noise protection, please consider the chapter „Noise reduction sets for bath-/whirltubs and shower trays“

D-Code Design by sieger design

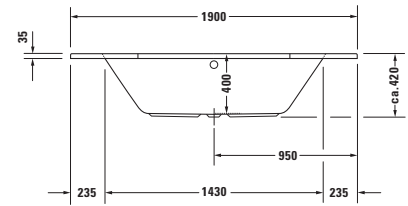
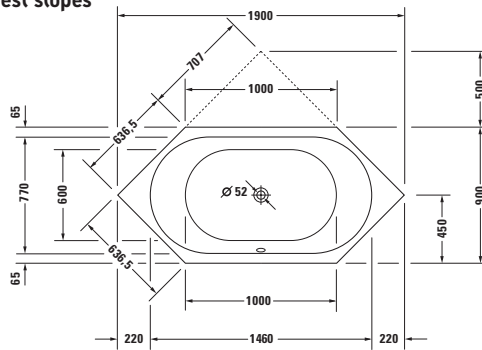
Bathtub corner, built-in, with two backrest slopes
 sanitary acrylic


Length mm	Width mm	Depth/Height mm	Capacity l	Weight kg	Model-No.	Euro
						White - 00
Bathtub						
1400	1400	400	140	26,0	700137 00 0 00 0000	682
Suitable equipment for Bathtub						
Bathtub handle, chrome					792804 00 0 00 1000	364
Suitable accessories for Bathtub						
Support frame, for D-Code corner bathtub					790128 00 0 00 0000	105
Bathtub anchors					790125 00 0 00 0000	25
Rubber profile					790126 00 0 00 0000	25
Waste and overflow, chrome					790226 00 0 00 1000	83
Support, for # 700137					790476 00 0 00 0000	570
Noise reduction set for acrylic bathtubs****					791368 00 0 00 0000	177

Infobox: The bathtub handle cannot be ordered separately, only mounted on the bathtub. The price does include the installation and the handle itself. / **** not suitable for bathtubs with LED coloured light. The noise reduction set cannot be mounted together with a polystyrene support. For further information concerning noise protection, please consider the chapter „Noise reduction sets for bath-/whirltubs and shower trays“

D-Code Design by sieger design

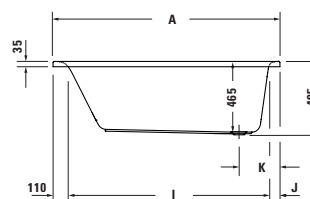
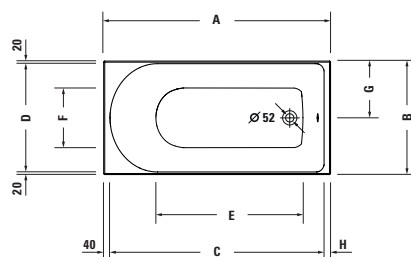
Bathtub hexagon, built-in, with two backrest slopes
sanitary acrylic



Length mm	Width mm	Depth/Height mm	Capacity l	Weight kg	Model-No.	Euro
						White - 00
Bathtub						
1900	900	400	140	26,5	700138 00 0 00 0000	574
Suitable equipment for Bathtub						
Bathtub handle, chrome					792804 00 0 00 1000	364
Suitable accessories for Bathtub						
Support frame, with length > 1000 mm					790127 00 0 00 0000	32
Bathtub anchors					790125 00 0 00 0000	25
Rubber profile					790126 00 0 00 0000	25
Waste and overflow, chrome					790226 00 0 00 1000	83
Support, for # 700138					790477 00 0 00 0000	386
Noise reduction set for acrylic bathtubs****					791368 00 0 00 0000	177

Infobox: The bathtub handle cannot be ordered separately, only mounted on the bathtub. The price does include the installation and the handle itself. / **** not suitable for bathtubs with LED coloured light. The noise reduction set cannot be mounted together with a polystyrene support. For further information concerning noise protection, please consider the chapter „Noise reduction sets for bath-/whirltubs and shower trays“

D-Neo Design by Bertrand Lejoly

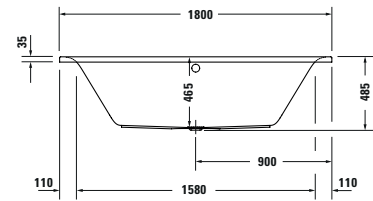
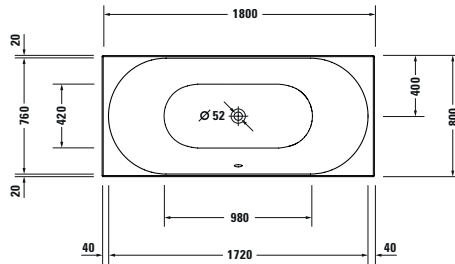
Bathtub rectangle, built-in, with one backrest slope
 sanitary acrylic


	A	B	C	D	E	F	G	H	I	J	K
7X0471	1500	750	1420	710	975	390	375	40	1320	70	270
7X0472	1600	700	1520	660	1040	370	350	40	1420	70	270
7X0478	1700	700	1600	660	1090	370	350	60	1500	90	290
7X0479	1700	750	1600	710	1090	390	375	60	1500	90	290
7X0475	1800	800	1720	760	1175	420	400	40	1620	70	270

Length mm	Width mm	Depth/Height mm	Capacity l	Weight kg	Model-No.	Euro		
						White	- 00	
Bathtub								
1500	750	465	125	21,0	700471 00 0 00 0000		425	
1600	700	465	130	22,5	700472 00 0 00 0000		437	
1700	700	465	140	23,5	700478 00 0 00 0000		450	
1700	750	465	160	24,0	700479 00 0 00 0000		458	
1800	800	465	190	27,0	700475 00 0 00 0000		508	
Suitable equipment for Bathtub								
Bathtub handle, chrome						792804 00 0 00 1000		364
Suitable accessories for Bathtub								
Support frame, with length > 1000 mm						790127 00 0 00 0000		32
Bathtub anchors						790125 00 0 00 0000		25
Rubber profile						790126 00 0 00 0000		25
Waste and overflow, chrome						790225 00 0 00 1000		63
Waste and overflow Quadroval, with water inlet, chrome*						792201 00 0 00 1000		424
Support, for # 700471						792427 00 0 00 0000		353
Support, for # 700472						792428 00 0 00 0000		310
Support, for # 700478						792429 00 0 00 0000		322
Support, for # 700479						792430 00 0 00 0000		324
Support, for # 700475						792431 00 0 00 0000		345
Noise reduction set for acrylic bathtubs****						791368 00 0 00 0000		177

Infobox: The bathtub handle cannot be ordered separately, only mounted on the bathtub. The price does include the installation and the handle itself. / * pipe interrupt or faucet with safety against backflow according to DIN EN 1717 necessary, connection hose # 790188 is recommended / **** not suitable for bathtubs with LED coloured light. The noise reduction set cannot be mounted together with a polystyrene support. For further information concerning noise protection, please consider the chapter „Noise reduction sets for bath-/whirltubs and shower trays“

D-Neo Design by Bertrand Lejoly

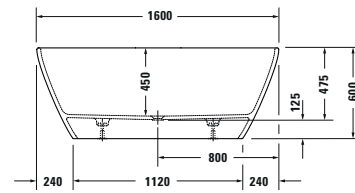
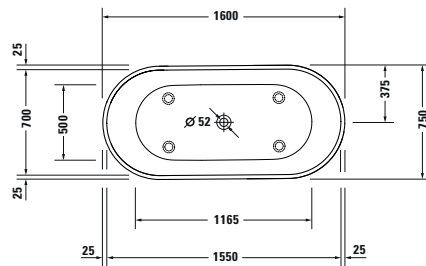
Bathtub rectangle, built-in, with two backrest slopes
 sanitary acrylic


Length mm	Width mm	Depth/Height mm	Capacity l	Weight kg	Model-No.	Euro
						White - 00
Bathtub						
1800	800	465	160	26,0	700476 00 0 00 0000	561
Suitable equipment for Bathtub						
Bathtub handle, chrome					792804 00 0 00 1000	364
Suitable accessories for Bathtub						
Support frame, with length > 1000 mm					790127 00 0 00 0000	32
Bathtub anchors					790125 00 0 00 0000	25
Rubber profile					790126 00 0 00 0000	25
Waste and overflow, chrome					791287 00 0 00 1000	104
Waste and overflow Quadroval, with water inlet, chrome*					792217 00 0 00 1000	459
Support, for # 700476					792432 00 0 00 0000	345
Noise reduction set for acrylic bathtubs****					791368 00 0 00 0000	177

Infobox: The bathtub handle cannot be ordered separately, only mounted on the bathtub. The price does include the installation and the handle itself. / * pipe interrupt or faucet with safety against backflow according to DIN EN 1717 necessary, connection hose # 790188 is recommended / **** not suitable for bathtubs with LED coloured light. The noise reduction set cannot be mounted together with a polystyrene support. For further information concerning noise protection, please consider the chapter „Noise reduction sets for bath-/whirltubs and shower trays“

D-Neo Design by Bertrand Lejoly

Bathtub freestanding, with seamless panel and support frame, with two backrest slopes, with special outlet drain, without overflow
DuraSolid®

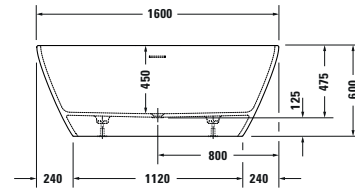
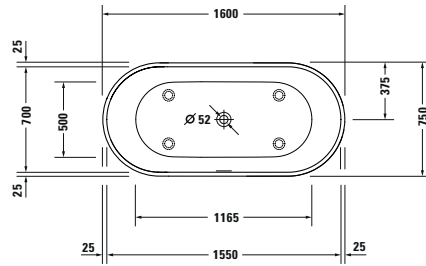


Length mm	Width mm	Depth/Height mm	Capacity l	Weight kg	Model-No.	Euro
						White - 00
Bathtub						
1600	750	450	295	106,0	700486 00 0 00 0000	2.928
Suitable equipment for Bathtub						
Bathtub handle, chrome					792804 00 0 00 1000	364

Infobox: Attention: If a bathtub is installed without an overflow, the installation of a floor drain is essential according to DIN 1986-100 in order to protect the building against run-off and overflow water / The bathtub handle cannot be ordered separately, only mounted on the bathtub. The price does include the installation and the handle itself.

D-Neo Design by Bertrand Lejoly

Bathtub freestanding, with seamless panel and support frame, with two backrest slopes, with special waste and overflow, with overflow
DuraSolid®



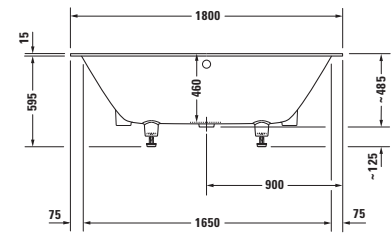
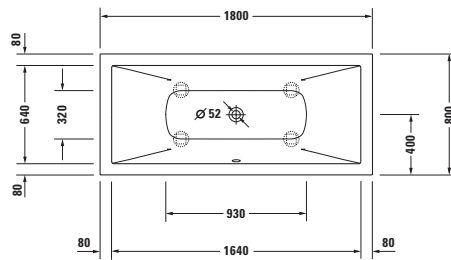
Length mm	Width mm	Depth/Height mm	Capacity l	Weight kg	Model-No.	Euro
						White - 00
Bathtub						
1600	750	450	220	106,0	700477 00 0 00 0000	3.518
Suitable equipment for Bathtub						
Bathtub handle, chrome					792804 00 0 00 1000	364

Infobox: The bathtub handle cannot be ordered separately, only mounted on the bathtub. The price does include the installation and the handle itself.

DuraSquare Design by Duravit

Bathtub rectangle, built-in, with support frame, with two backrest slopes

DuraSolid® A



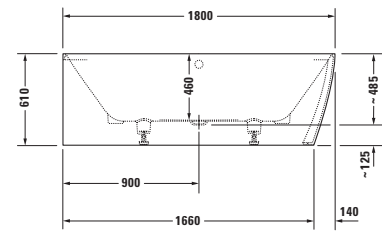
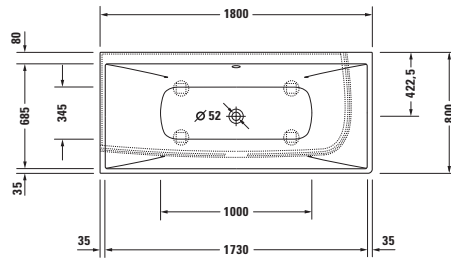
Length mm	Width mm	Depth/Height mm	Capacity l	Weight kg	Model-No.	Euro
						White - 00
Bathtub						
1800	800	460	170	74,0	700426 00 0 00 0000	2.160
Suitable equipment for Bathtub						
Bathtub handle, chrome					792804 00 0 00 1000	364
Suitable accessories for Bathtub						
Rubber profile					790126 00 0 00 0000	25
Waste and overflow Quadroval, chrome					792202 00 0 00 1000	186
Waste and overflow Quadroval, with water inlet, chrome*					792203 00 0 00 1000	459
Waste and overflow Quadroval, with base inlet, chrome**					791228 00 0 00 1000	630

Infobox: The bathtub handle cannot be ordered separately, only mounted on the bathtub. The price does include the installation and the handle itself.
 / * pipe interrupt or faucet with safety against backflow according to DIN EN 1717 necessary, connection hose # 790188 is recommended / ** pipe interrupt mandatory, connection hose # 790166 is recommended

DuraSquare Design by Duravit

Bathtub corner left, with seamless panel and support frame, with two backrest slopes

DuraSolid® A



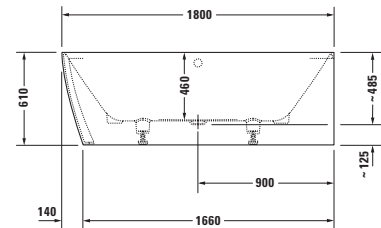
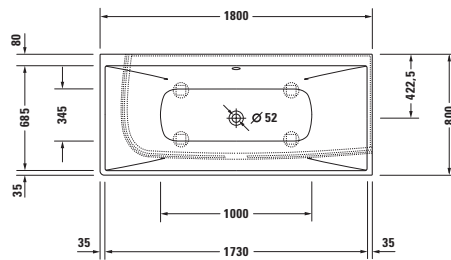
Length mm	Width mm	Depth/Height mm	Capacity l	Weight kg	Model-No.	Euro
						White - 00
Bathtub						
1800	800	460	195	104,0	700427 00 0 00 0000	3.999
Suitable equipment for Bathtub						
Bathtub handle, chrome					792804 00 0 00 1000	364
Suitable accessories for Bathtub						
Rubber profile					790126 00 0 00 0000	25
Waste and overflow Quadroval, chrome					792204 00 0 00 1000	186
Waste and overflow Quadroval, with water inlet, chrome*					792205 00 0 00 1000	530
Waste and overflow Quadroval, with base inlet, chrome**					791228 00 0 00 1000	630

Infobox: The bathtub handle cannot be ordered separately, only mounted on the bathtub. The price does include the installation and the handle itself.
 / * pipe interrupt or faucet with safety against backflow according to DIN EN 1717 necessary, connection hose # 790188 is recommended / ** pipe interrupt mandatory, connection hose # 790166 is recommended

DuraSquare Design by Duravit

Bathtub corner right, with seamless panel and support frame, with two backrest slopes

DuraSolid® A



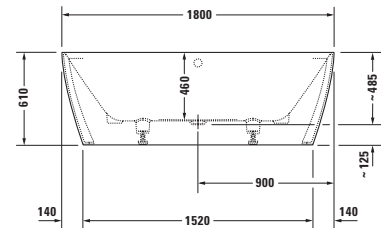
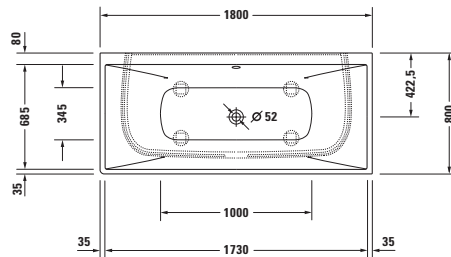
Length mm	Width mm	Depth/Height mm	Capacity l	Weight kg	Model-No.	Euro
						White - 00
Bathtub						
1800	800	460	195	104,0	700428 00 0 00 0000	3.999
Suitable equipment for Bathtub						
Bathtub handle, chrome					792804 00 0 00 1000	364
Suitable accessories for Bathtub						
Rubber profile					790126 00 0 00 0000	25
Waste and overflow Quadroval, chrome					792204 00 0 00 1000	186
Waste and overflow Quadroval, with water inlet, chrome*					792205 00 0 00 1000	530
Waste and overflow Quadroval, with base inlet, chrome**					791228 00 0 00 1000	630

Infobox: The bathtub handle cannot be ordered separately, only mounted on the bathtub. The price does include the installation and the handle itself.
 / * pipe interrupt or faucet with safety against backflow according to DIN EN 1717 necessary, connection hose # 790188 is recommended / ** pipe interrupt mandatory, connection hose # 790166 is recommended

DuraSquare Design by Duravit

Bathtub back-to-wall, with seamless panel and support frame, with two backrest slopes

DuraSolid® A

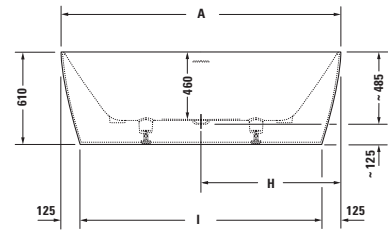
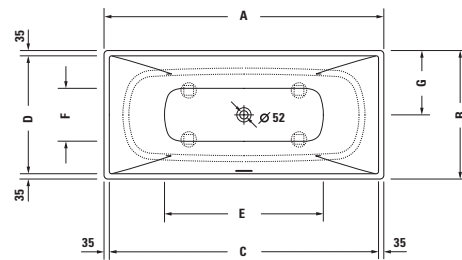


Length mm	Width mm	Depth/Height mm	Capacity l	Weight kg	Model-No.	Euro
						White - 00
Bathtub						
1800	800	460	195	108,0	700429 00 0 00 0000	3.999
Suitable equipment for Bathtub						
Bathtub handle, chrome					792804 00 0 00 1000	364
Suitable accessories for Bathtub						
Rubber profile					790126 00 0 00 0000	25
Waste and overflow Quadroval, chrome					792204 00 0 00 1000	186
Waste and overflow Quadroval, with water inlet, chrome*					792205 00 0 00 1000	530
Waste and overflow Quadroval, with base inlet, chrome**					791228 00 0 00 1000	630

Infobox: The bathtub handle cannot be ordered separately, only mounted on the bathtub. The price does include the installation and the handle itself.
 / * pipe interrupt or faucet with safety against backflow according to DIN EN 1717 necessary, connection hose # 790188 is recommended / ** pipe interrupt mandatory, connection hose # 790166 is recommended

DuraSquare Design by Duravit

Bathtub freestanding, with seamless panel and support frame, with two backrest slopes, with special waste and overflow
DuraSolid® A

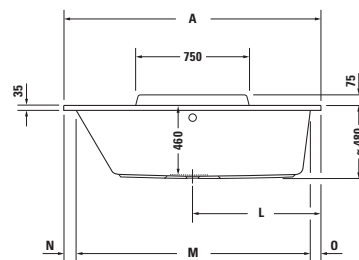
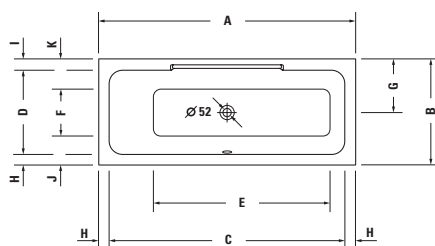


	A	B	C	D	E	F	G	H	I
700460	1600	750	1530	680	800	250	375	800	1350
700430	1850	850	1780	780	1050	350	425	925	1600

Length mm	Width mm	Depth/Height mm	Capacity l	Weight kg	Model-No.	Euro
						White - 00
Bathtub						
1600	750	460	161	109,0	700460 00 0 00 0000	4.100
1850	850	460	250	138,0	700430 00 0 00 0000	5.341
Suitable equipment for Bathtub						
Bathtub handle, chrome					792804 00 0 00 1000	364

InfoBox: The bathtub handle cannot be ordered separately, only mounted on the bathtub. The price does include the installation and the handle itself.

DuraStyle Design by Matteo Thun & Antonio Rodriguez

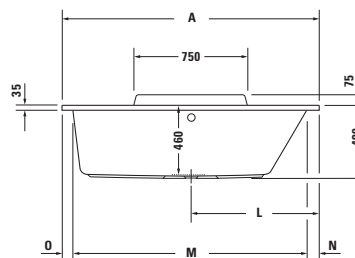
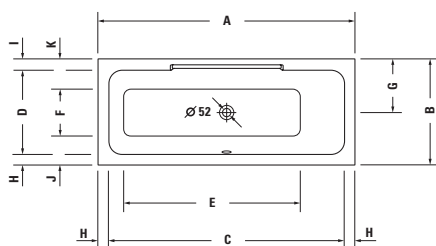
Bathtub rectangle, built-in or for panel, with one backrest slope left
 sanitary acrylic


	A	B	C	D	E	F	G	H	I	J	K	L	M	N	O	P
7X0292	1600	700	1460	555	1070	310	355	70	75	190	200	800	1450	80	70	1580
7X0294	1700	700	1560	555	1170	310	355	70	75	190	200	850	1550	80	70	1680
7X0296	1700	750	1540	570	1080	285	385	80	100	220	245	850	1530	90	80	1680

Length mm	Width mm	Depth/Height mm	Capacity l	Weight kg	Model-No.	Euro
						White - 00
Bathtub						
1600	700	460	130	27,0	700292 00 0 00 0000	504
1700	700	460	140	29,0	700294 00 0 00 0000	540
1700	750	460	170	30,0	700296 00 0 00 0000	577
Suitable equipment for Bathtub						
LED coloured light, with remote control for bathtubs, (white -00, chrome -10)					790840 00 0 00 * *00	3.314
Bathtub handle, chrome					792804 00 0 00 1000	364
Suitable accessories for Bathtub						
Support frame, with length > 1000 mm					790100 00 0 00 0000	107
Bathtub anchors					790103 00 0 00 0000	45
Rubber profile					790126 00 0 00 0000	25
Waste and overflow Quadroval, chrome					792202 00 0 00 1000	186
Waste and overflow Quadroval, with water inlet, chrome*					792203 00 0 00 1000	459
Support, for # 700292 / 700293***					791460 00 0 00 0000	344
Support, for # 700294 / 700295***					791462 00 0 00 0000	398
Support, for # 700296 / 700297***					791464 00 0 00 0000	325
Noise reduction set for acrylic bathtubs****					791368 00 0 00 0000	177
Suitable panels s.p. 463/464						

Infobox: * pipe interrupt or faucet with safety against backflow according to DIN EN 1717 necessary, connection hose # 790188 is recommended / *** not suitable for bathtubs with LED coloured light / The bathtub handle cannot be ordered separately, only mounted on the bathtub. The price does include the installation and the handle itself. / **** not suitable for bathtubs with LED coloured light. The noise reduction set cannot be mounted together with a polystyrene support. For further information concerning noise protection, please consider the chapter „Noise reduction sets for bath-/whirltubs and shower trays“

DuraStyle Design by Matteo Thun & Antonio Rodriguez

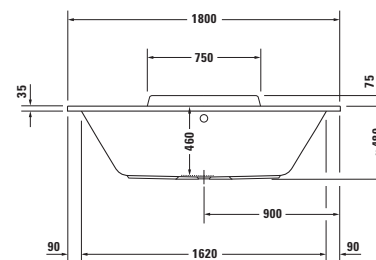
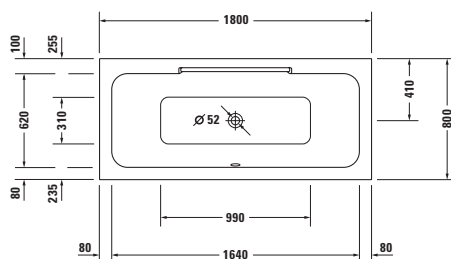
Bathtub rectangle, built-in or for panel, with one backrest slope right
 sanitary acrylic


	A	B	C	D	E	F	G	H	I	J	K	L	M	N	O	P
7X0293	1600	700	1460	555	1070	310	355	70	75	190	200	800	1450	80	70	1580
7X0295	1700	700	1560	555	1170	310	355	70	75	190	200	850	1550	80	70	1680
7X0297	1700	750	1540	570	1080	285	385	80	100	220	245	850	1530	90	80	1680

Length mm	Width mm	Depth/Height mm	Capacity l	Weight kg	Model-No.	Euro
						White - 00
Bathtub						
1600	700	460	130	27,0	700293 00 0 00 0000	504
1700	700	460	140	29,0	700295 00 0 00 0000	540
1700	750	460	170	30,0	700297 00 0 00 0000	577
Suitable equipment for Bathtub						
LED coloured light, with remote control for bathtubs, (white -00, chrome -10)					790840 00 0 00 * 00	3.314
Bathtub handle, chrome					792804 00 0 00 1000	364
Suitable accessories for Bathtub						
Support frame, with length > 1000 mm					790100 00 0 00 0000	107
Bathtub anchors					790103 00 0 00 0000	45
Rubber profile					790126 00 0 00 0000	25
Waste and overflow Quadroval, chrome					792202 00 0 00 1000	186
Waste and overflow Quadroval, with water inlet, chrome*					792203 00 0 00 1000	459
Support, for # 700292 / 700293***					791460 00 0 00 0000	344
Support, for # 700294 / 700295***					791462 00 0 00 0000	398
Support, for # 700296 / 700297***					791464 00 0 00 0000	325
Noise reduction set for acrylic bathtubs****					791368 00 0 00 0000	177
Suitable panels s.p. 463/464						

Infobox: * pipe interrupt or faucet with safety against backflow according to DIN EN 1717 necessary, connection hose # 790188 is recommended / *** not suitable for bathtubs with LED coloured light / The bathtub handle cannot be ordered separately, only mounted on the bathtub. The price does include the installation and the handle itself. / **** not suitable for bathtubs with LED coloured light. The noise reduction set cannot be mounted together with a polystyrene support. For further information concerning noise protection, please consider the chapter „Noise reduction sets for bath-/whirltubs and shower trays“

DuraStyle Design by Matteo Thun & Antonio Rodriguez

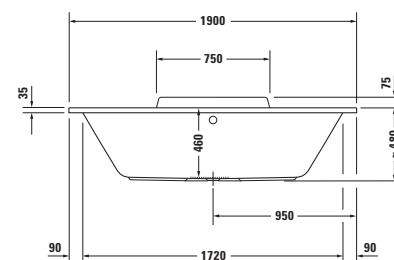
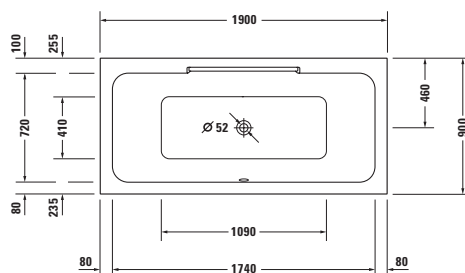
Bathtub rectangle, built-in or for panel, with two backrest slopes
 sanitary acrylic


Length mm	Width mm	Depth/Height mm	Capacity l	Weight kg	Model-No.	Euro
						White - 00
Bathtub						
1800	800	460	180	34,0	700298 00 0 00 0000	708
Suitable equipment for Bathtub						
LED coloured light, with remote control for bathtubs, (white -00, chrome -10)					790840 00 0 00 * *00	3.314
Bathtub handle, chrome					792804 00 0 00 1000	364
Suitable accessories for Bathtub						
Support frame, with length > 1000 mm					790100 00 0 00 0000	107
Bathtub anchors					790103 00 0 00 0000	45
Rubber profile					790126 00 0 00 0000	25
Waste and overflow Quadroval, chrome					792202 00 0 00 1000	186
Waste and overflow Quadroval, with water inlet, chrome*					792203 00 0 00 1000	459
Waste and overflow Quadroval, with base inlet, chrome**					791226 00 0 00 1000	597
Support, for # 700298***					791466 00 0 00 0000	372
Noise reduction set for acrylic bathtubs****					791368 00 0 00 0000	177
Suitable panels s.p. 463/464						

Infobox: *** not suitable for bathtubs with LED coloured light / The bathtub handle cannot be ordered separately, only mounted on the bathtub. The price does include the installation and the handle itself. / * pipe interrupt or faucet with safety against backflow according to DIN EN 1717 necessary, connection hose # 790188 is recommended / ** pipe interrupt mandatory, connection hose # 790166 is recommended / **** not suitable for bathtubs with LED coloured light. The noise reduction set cannot be mounted together with a polystyrene support. For further information concerning noise protection, please consider the chapter „Noise reduction sets for bath-/whirltubs and shower trays“

DuraStyle Design by Matteo Thun & Antonio Rodriguez

Bathtub rectangle, built-in or for panel, with two backrest slopes
sanitary acrylic

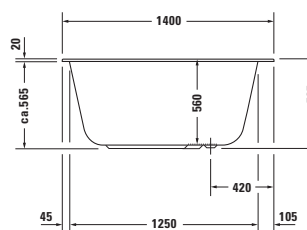
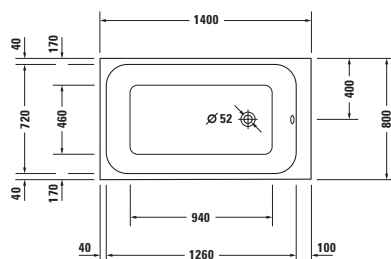


Length mm	Width mm	Depth/Height mm	Capacity l	Weight kg	Model-No.	Euro
						White - 00
Bathtub						
1900	900	460	250	40,0	700299 00 0 00 0000	863
Suitable equipment for Bathtub						
LED coloured light, with remote control for bathtubs, (white -00, chrome -10)					790840 00 0 00 * *00	3.314
Bathtub handle, chrome					792804 00 0 00 1000	364
Suitable accessories for Bathtub						
Support frame, with length > 1000 mm					790100 00 0 00 0000	107
Bathtub anchors					790103 00 0 00 0000	45
Rubber profile					790126 00 0 00 0000	25
Waste and overflow Quadroval, chrome					792206 00 0 00 1000	186
Waste and overflow Quadroval, with water inlet, chrome*					792207 00 0 00 1000	459
Waste and overflow Quadroval, with base inlet, chrome**					791226 00 0 00 1000	597
Support, for # 700299***					791467 00 0 00 0000	420
Noise reduction set for acrylic bathtubs****					791368 00 0 00 0000	177
Suitable panels s.p. 463/464						

Infobox: * pipe interrupt or faucet with safety against backflow according to DIN EN 1717 necessary, connection hose # 790188 is recommended / ** pipe interrupt mandatory, connection hose # 790166 is recommended / *** not suitable for bathtubs with LED coloured light / The bathtub handle cannot be ordered separately, only mounted on the bathtub. The price does include the installation and the handle itself. / **** not suitable for bathtubs with LED coloured light. The noise reduction set cannot be mounted together with a polystyrene support. For further information concerning noise protection, please consider the chapter „Noise reduction sets for bath-/whirltubs and shower trays“

DuraStyle Design by Matteo Thun & Antonio Rodriguez

Bathtub built-in, rectangle sanitary acrylic

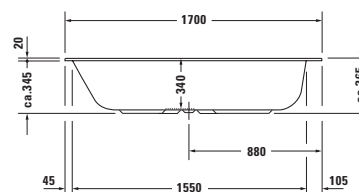
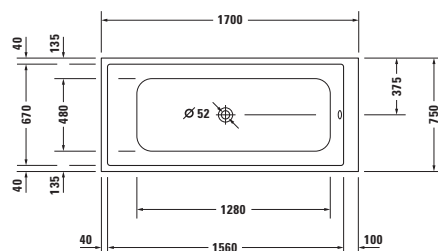


Length mm	Width mm	Depth/Height mm	Capacity l	Weight kg	Model-No.	Euro
						White - 00
Bathtub						
1400	800	560	220	25,0	700233 00 0 00 0000	826
Suitable equipment for Bathtub						
Surcharge, for drillings of the tub rim for faucet, from rim width 100 mm					790650 00 0 00 0000	128
LED coloured light, with remote control for bathtubs, (white -00, chrome -10)					790840 00 0 00 * *00	3.314
Bathtub handle, chrome					792804 00 0 00 1000	364
Suitable accessories for Bathtub						
Support frame, with length \geq 1500 mm					790105 00 0 00 0000	161
Bathtub anchors					790103 00 0 00 0000	45
Rubber profile					790126 00 0 00 0000	25
Waste and overflow Quadroval, chrome					792212 00 0 00 1000	178
Waste and overflow Quadroval, with water inlet, chrome*					792220 00 0 00 1000	437
Waste and overflow Quadroval, with base inlet, chrome**					791226 00 0 00 1000	597
Support, for # 700233***					791427 00 0 00 0000	676
Support, conical for # 700233***					791430 00 0 00 0000	733
Noise reduction set for acrylic bathtubs****					791368 00 0 00 0000	177

Infobox: * pipe interrupt or faucet with safety against backflow according to DIN EN 1717 necessary, connection hose # 790188 is recommended / ** pipe interrupt mandatory, connection hose # 790166 is recommended / *** not suitable for bathtubs with LED coloured light / The bathtub handle cannot be ordered separately, only mounted on the bathtub. The price does include the installation and the handle itself. / **** not suitable for bathtubs with LED coloured light. The noise reduction set cannot be mounted together with a polystyrene support. For further information concerning noise protection, please consider the chapter „Noise reduction sets for bath-/whirltubs and shower trays“

DuraStyle Design by Matteo Thun & Antonio Rodriguez

Bathtub rectangle, built-in or for panel sanitary acrylic



Length mm	Width mm	Depth/Height mm	Capacity l	Weight kg	Model-No.	Euro
						White - 00
Bathtub						
1700	750	340	110	23,0	700231 00 0 00 0000	820
Suitable equipment for Bathtub						
Surcharge, for drillings of the tub rim for faucet, from rim width 100 mm					790650 00 0 00 0000	128
LED coloured light, with remote control for bathtubs, (white -00, chrome -10)					790840 00 0 00 * *00	3.314
Bathtub handle, chrome					792804 00 0 00 1000	364
Suitable accessories for Bathtub						
Support frame, with length \geq 1500 mm					790105 00 0 00 0000	161
Bathtub anchors					790103 00 0 00 0000	45
Rubber profile					790126 00 0 00 0000	25
Waste and overflow Quadroval, chrome					792214 00 0 00 1000	178
Waste and overflow Quadroval, with water inlet, chrome*					792215 00 0 00 1000	437
Waste and overflow Quadroval, with base inlet, chrome**					791230 00 0 00 1000	645
Support, for # 700231***					791425 00 0 00 0000	516
Noise reduction set for acrylic bathtubs****					791368 00 0 00 0000	177
Suitable panels s.p. 463/464						


Infobox: * pipe interrupt or faucet with safety against backflow according to DIN EN 1717 necessary, connection hose # 790188 is recommended / ** pipe interrupt mandatory, connection hose # 790166 is recommended / *** not suitable for bathtubs with LED coloured light / The bathtub handle cannot be ordered separately, only mounted on the bathtub. The price does include the installation and the handle itself. / **** not suitable for bathtubs with LED coloured light. The noise reduction set cannot be mounted together with a polystyrene support. For further information concerning noise protection, please consider the chapter „Noise reduction sets for bath-/whirltubs and shower trays“

DuraStyle Design by Matteo Thun & Antonio Rodriguez


Product Information

Panel	Acryl	82 Acrylic White	Basic material: 8 mm Acryl solid-coloured in white.
--------------	--------------	-------------------------	--


DuraStyle Design by Matteo Thun & Antonio Rodriguez

Description	mm	Model-No.	Euro	Euro	Euro	Euro
			Pricegroup 1			
						
Panel						
for corner left						
for # 7X0292 (1600 x 700 mm), for # 7X0293 (1600 x 700 mm)	1590 x 690	DS 8785	1.129			
for # 7X0294 (1700 x 700 mm), for # 7X0295 (1700 x 700 mm)	1690 x 690	DS 8786	1.129			
for # 7X0296 (1700 x 750 mm), for # 7X0297 (1700 x 750 mm)	1690 x 740	DS 8787	1.129			
for # 700231 (1700 x 750 mm) **	1690 x 740	DS 8947	938			
for # 7X0298 (1800 x 800 mm)	1790 x 790	DS 8788	1.129			
for # 7X0299 (1900 x 900 mm)	1890 x 890	DS 8906	1.194			

Infobox: For bathtubs a support frame # 790100 or # 790105 is required for the installation of the panel. The support frame must be ordered separately / Heights of DuraStyle series: Height bathtub panel = 555 mm, Height bathtub panel incl. 10 mm shadow gap = 565 mm, overall height incl. 35 mm bathtub rim = 600 mm / ** Heights of DuraStyle series: Height bathtub panel 455 mm, Height bathtub panel incl. 15 mm shadow gap = 470 mm, overall height incl. 20 mm bathtub rim = 490 mm


						
Panel						
for corner right						
for # 7X0292 (1600 x 700 mm), for # 7X0293 (1600 x 700 mm)	1590 x 690	DS 8780	1.129			
for # 7X0294 (1700 x 700 mm), for # 7X0295 (1700 x 700 mm)	1690 x 690	DS 8781	1.129			
for # 7X0296 (1700 x 750 mm), for # 7X0297 (1700 x 750 mm)	1690 x 740	DS 8782	1.129			
for # 700231 (1700 x 750 mm) **	1690 x 740	DS 8946	938			
for # 7X0298 (1800 x 800 mm)	1790 x 790	DS 8783	1.129			
for # 7X0299 (1900 x 900 mm)	1890 x 890	DS 8904	1.194			

Infobox: For bathtubs a support frame # 790100 or # 790105 is required for the installation of the panel. The support frame must be ordered separately / Heights of DuraStyle series: Height bathtub panel = 555 mm, Height bathtub panel incl. 10 mm shadow gap = 565 mm, overall height incl. 35 mm bathtub rim = 600 mm / ** Heights of DuraStyle series: Height bathtub panel 455 mm, Height bathtub panel incl. 15 mm shadow gap = 470 mm, overall height incl. 20 mm bathtub rim = 490 mm

						
Panel						
for back-to-wall						
for # 7X0292 (1600 x 700 mm), for # 7X0293 (1600 x 700 mm)	1590 x 690	DS 8775	1.476			
for # 7X0294 (1700 x 700 mm), for # 7X0295 (1700 x 700 mm)	1690 x 690	DS 8776	1.476			
for # 7X0296 (1700 x 750 mm), for # 7X0297 (1700 x 750 mm)	1690 x 740	DS 8777	1.476			
for # 700231 (1700 x 750 mm) **	1690 x 740	DS 8948	1.193			
for # 7X0298 (1800 x 800 mm)	1790 x 790	DS 8778	1.476			
for # 7X0299 (1900 x 900 mm)	1890 x 890	DS 8902	1.548			

Infobox: For bathtubs a support frame # 790100 or # 790105 is required for the installation of the panel. The support frame must be ordered separately / Heights of DuraStyle series: Height bathtub panel = 555 mm, Height bathtub panel incl. 10 mm shadow gap = 565 mm, overall height incl. 35 mm bathtub rim = 600 mm / ** Heights of DuraStyle series: Height bathtub panel 455 mm, Height bathtub panel incl. 15 mm shadow gap = 470 mm, overall height incl. 20 mm bathtub rim = 490 mm

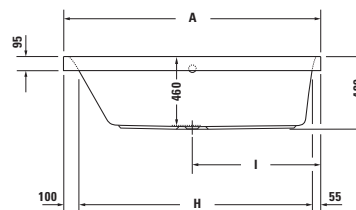
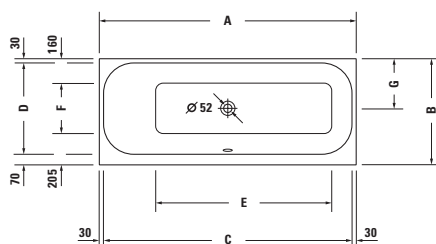
DuraStyle Design by Matteo Thun & Antonio Rodriguez

Description	mm	Model-No.	Euro	Euro	Euro	Euro
			Pricegroup 1			
						
Panel						
for niche						
for # 7X0292 (1600 x 700 mm), for # 7X0293 (1600 x 700 mm)	1590	DS 8937	888			
for # 7X0294 (1700 x 700 mm), for # 7X0295 (1700 x 700 mm), for # 7X0296 (1700 x 750 mm), for # 7X0297 (1700 x 750 mm)	1690	DS 8938	888			
for # 700231 (1700 x 750 mm) **	1690	DS 8949	755			
for # 7X0298 (1800 x 800 mm)	1790	DS 8939	888			
for # 7X0299 (1900 x 900 mm)	1890	DS 8941	912			

Infobox: For bathtubs a support frame # 790100 or # 790105 is required for the installation of the panel. The support frame must be ordered separately / Heights of DuraStyle series: Height bathtub panel = 555 mm, Height bathtub panel incl. 10 mm shadow gap = 565 mm, overall height incl. 35 mm bathtub rim = 600 mm / ** Heights of DuraStyle series: Height bathtub panel 455 mm, Height bathtub panel incl. 15 mm shadow gap = 470 mm, overall height incl. 20 mm bathtub rim = 490 mm

Happy D.2 Design by sieger design

Bathtub rectangle, built-in, with one backrest slope left
sanitary acrylic



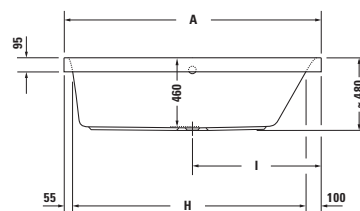
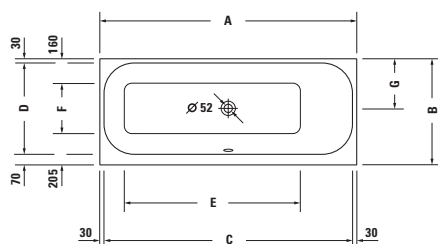
	A	B	C	D	E	F	G	H	I
7X0308	1600	700	1540	600	1055	335	330	1445	800
7X0310	1700	700	1640	600	1165	335	330	1545	850
7X0312	1700	750	1640	650	1165	385	355	1545	850

Length mm	Width mm	Depth/Height mm	Capacity l	Weight kg	Model-No.	Euro
						White - 00
Bathtub						
1600	700	460	145	32,0	700308 00 0 00 0000	812
1700	700	460	150	34,0	700310 00 0 00 0000	825
1700	750	460	180	36,0	700312 00 0 00 0000	843
Suitable equipment for Bathtub						
LED coloured light, with remote control for bathtubs, (white -00, chrome -10)					790840 00 0 00 * *00	3.314
Bathtub handle, chrome					792804 00 0 00 1000	364
Suitable accessories for Bathtub						
Headrest, white					790009 00 0 00 0000	166
Support frame, with length > 1000 mm					790100 00 0 00 0000	107
Bathtub anchors					790103 00 0 00 0000	45
Rubber profile					790126 00 0 00 0000	25
Waste and overflow Quadroval, chrome					792216 00 0 00 1000	186
Waste and overflow Quadroval, with water inlet, chrome*					792217 00 0 00 1000	459
Support, for # 700308 / 700309***					791468 00 0 00 0000	479
Support, for # 700310 / 700311***					791470 00 0 00 0000	479
Support, for # 700312 / 700313***					791472 00 0 00 0000	444
Noise reduction set for acrylic bathtubs****					791368 00 0 00 0000	177

Infobox: The bathtub handle cannot be ordered separately, only mounted on the bathtub. The price does include the installation and the handle itself. / * pipe interrupt or faucet with safety against backflow according to DIN EN 1717 necessary, connection hose # 790188 is recommended / *** not suitable for bathtubs with LED coloured light / **** not suitable for bathtubs with LED coloured light. The noise reduction set cannot be mounted together with a polystyrene support. For further information concerning noise protection, please consider the chapter „Noise reduction sets for bath-/whirltubs and shower trays“

Happy D.2 Design by sieger design

Bathtub rectangle, built-in, with one backrest slope right
sanitary acrylic



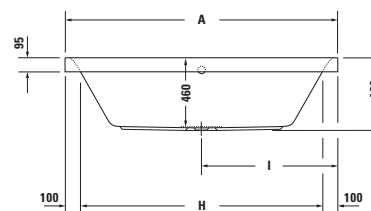
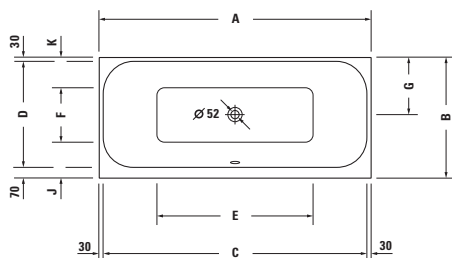
	A	B	C	D	E	F	G	H	I
7X0309	1600	700	1540	600	1055	335	330	1445	800
7X0311	1700	700	1640	600	1165	335	330	1545	850
7X0313	1700	750	1640	650	1165	385	355	1545	850

Length mm	Width mm	Depth/Height mm	Capacity l	Weight kg	Model-No.	Euro
						White - 00
Bathtub						
1600	700	460	145	32,0	700309 00 0 00 0000	812
1700	700	460	150	34,0	700311 00 0 00 0000	825
1700	750	460	180	36,0	700313 00 0 00 0000	843
Suitable equipment for Bathtub						
LED coloured light, with remote control for bathtubs, (white -00, chrome -10)					790840 00 0 00 * *00	3.314
Bathtub handle, chrome					792804 00 0 00 1000	364
Suitable accessories for Bathtub						
Headrest, white					790009 00 0 00 0000	166
Support frame, with length > 1000 mm					790100 00 0 00 0000	107
Bathtub anchors					790103 00 0 00 0000	45
Rubber profile					790126 00 0 00 0000	25
Waste and overflow Quadroval, chrome					792216 00 0 00 1000	186
Waste and overflow Quadroval, with water inlet, chrome*					792217 00 0 00 1000	459
Support, for # 700308 / 700309***					791468 00 0 00 0000	479
Support, for # 700310 / 700311***					791470 00 0 00 0000	479
Support, for # 700312 / 700313***					791472 00 0 00 0000	444
Noise reduction set for acrylic bathtubs****					791368 00 0 00 0000	177

Infobox: The bathtub handle cannot be ordered separately, only mounted on the bathtub. The price does include the installation and the handle itself. / * pipe interrupt or faucet with safety against backflow according to DIN EN 1717 necessary, connection hose # 790188 is recommended / *** not suitable for bathtubs with LED coloured light / **** not suitable for bathtubs with LED coloured light. The noise reduction set cannot be mounted together with a polystyrene support. For further information concerning noise protection, please consider the chapter „Noise reduction sets for bath-/whirltubs and shower trays“

Happy D.2 Design by sieger design

Bathtub rectangle, built-in, with two backrest slopes
sanitary acrylic



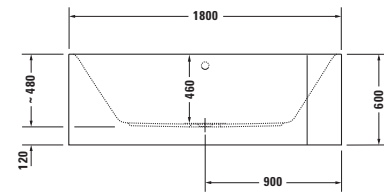
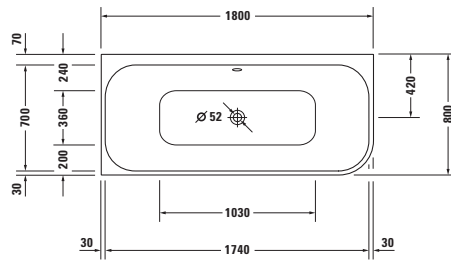
	A	B	C	D	E	F	G	H	I	J	K
7X0314	1800	800	1740	700	1030	360	380	1600	900	240	200
7X0315	1900	900	1840	800	1130	465	430	1700	950	235	200

Length mm	Width mm	Depth/Height mm	Capacity l	Weight kg	Model-No.	Euro
						White - 00
Bathtub						
1800	800	460	180	39,0	700314 00 0 00 0000	1.031
1900	900	460	260	41,0	700315 00 0 00 0000	1.304
Suitable equipment for Bathtub						
LED coloured light, with remote control for bathtubs, (white -00, chrome -10)					790840 00 0 00 * *00	3.314
Bathtub handle, chrome					792804 00 0 00 1000	364
Suitable accessories for Bathtub						
Headrest, white					790009 00 0 00 0000	166
Support frame, with length > 1000 mm					790100 00 0 00 0000	107
Bathtub anchors					790103 00 0 00 0000	45
Rubber profile					790126 00 0 00 0000	25
Waste and overflow Quadroval, chrome					792216 00 0 00 1000	186
Waste and overflow Quadroval, with water inlet, chrome*					792217 00 0 00 1000	459
Waste and overflow Quadroval, with base inlet, chrome**					791226 00 0 00 1000	597
Support, for # 700314***					791474 00 0 00 0000	533
Support, for # 700315***					791475 00 0 00 0000	713
Noise reduction set for acrylic bathtubs****					791368 00 0 00 0000	177

Infobox: The bathtub handle cannot be ordered separately, only mounted on the bathtub. The price does include the installation and the handle itself. / * pipe interrupt or faucet with safety against backflow according to DIN EN 1717 necessary, connection hose # 790188 is recommended / ** pipe interrupt mandatory, connection hose # 790166 is recommended / *** not suitable for bathtubs with LED coloured light / **** not suitable for bathtubs with LED coloured light. The noise reduction set cannot be mounted together with a polystyrene support. For further information concerning noise protection, please consider the chapter „Noise reduction sets for bath-/whirltubs and shower trays“

Happy D.2 Design by sieger design

Bathtub corner left, with two backrest slopes, with integrated acrylic panel and support frame
sanitary acrylic

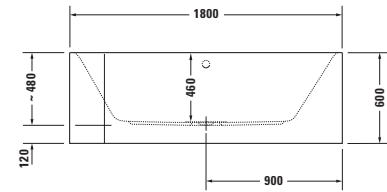
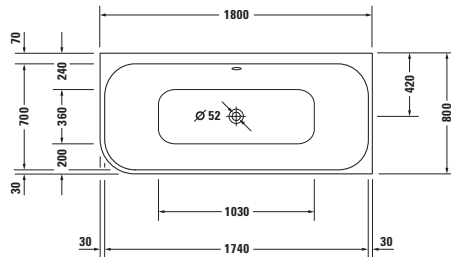


Length mm	Width mm	Depth/Height mm	Capacity l	Weight kg	Model-No.	Euro
						White - 00
Bathtub						
1800	800	460	180	64,0	700316 00 0 00 0000	2.943
Suitable equipment for Bathtub						
LED coloured light, with remote control for bathtubs, (white -00, chrome -10)					790840 00 0 00 * 00	3.314
Bathtub handle, chrome					792804 00 0 00 1000	364
Suitable accessories for Bathtub						
Headrest, white					790009 00 0 00 0000	166
Rubber profile					790126 00 0 00 0000	25
Waste and overflow Quadroval, chrome					792218 00 0 00 1000	186
Waste and overflow Quadroval, with water inlet, chrome*					792219 00 0 00 1000	459
Waste and overflow Quadroval, with base inlet, chrome**					791228 00 0 00 1000	630

Infobox: The bathtub handle cannot be ordered separately, only mounted on the bathtub. The price does include the installation and the handle itself.
/ * pipe interrupt or faucet with safety against backflow according to DIN EN 1717 necessary, connection hose # 790188 is recommended / ** pipe interrupt mandatory, connection hose # 790166 is recommended / Please note that the integrated panel has a draft angle due to the production process, i.e. it runs not vertical down

Happy D.2 Design by sieger design

Bathtub corner right, with two backrest slopes, with integrated acrylic panel and support frame
sanitary acrylic

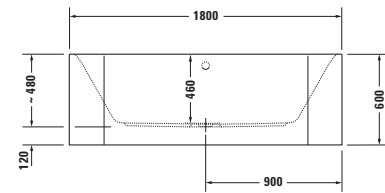
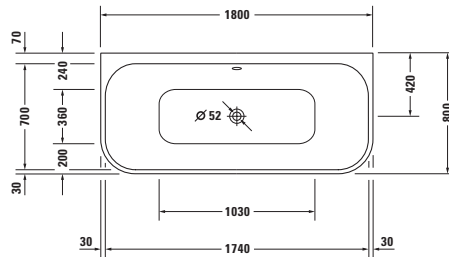


Length mm	Width mm	Depth/Height mm	Capacity l	Weight kg	Model-No.	Euro
						White - 00
Bathtub						
1800	800	460	180	64,0	700317 00 0 00 0000	2.943
Suitable equipment for Bathtub						
LED coloured light, with remote control for bathtubs, (white -00, chrome -10)					790840 00 0 00 * *00	3.314
Bathtub handle, chrome					792804 00 0 00 1000	364
Suitable accessories for Bathtub						
Headrest, white					790009 00 0 00 0000	166
Rubber profile					790126 00 0 00 0000	25
Waste and overflow Quadroval, chrome					792218 00 0 00 1000	186
Waste and overflow Quadroval, with water inlet, chrome*					792219 00 0 00 1000	459
Waste and overflow Quadroval, with base inlet, chrome**					791228 00 0 00 1000	630

Infobox: The bathtub handle cannot be ordered separately, only mounted on the bathtub. The price does include the installation and the handle itself.
/ * pipe interrupt or faucet with safety against backflow according to DIN EN 1717 necessary, connection hose # 790188 is recommended / ** pipe interrupt mandatory, connection hose # 790166 is recommended / Please note that the integrated panel has a draft angle due to the production process, i.e. it runs not vertical down

Happy D.2 Design by sieger design

Bathtub back-to-wall, with two backrest slopes, with integrated acrylic panel and support frame
sanitary acrylic

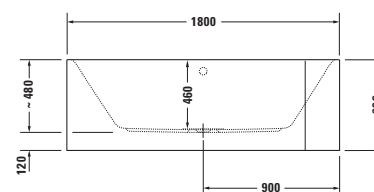
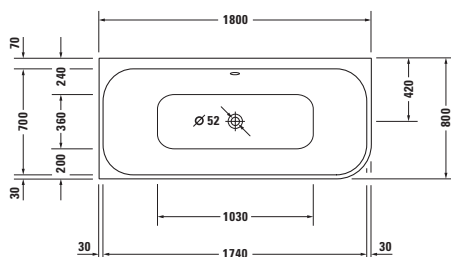


Length mm	Width mm	Depth/Height mm	Capacity l	Weight kg	Model-No.	Euro
						White - 00
Bathtub						
1800	800	460	180	68,0	700318 00 0 00 0000	2.943
Suitable equipment for Bathtub						
LED coloured light, with remote control for bathtubs, (white -00, chrome -10)					790840 00 0 00 * 00	3.314
Bathtub handle, chrome					792804 00 0 00 1000	364
Suitable accessories for Bathtub						
Headrest, white					790009 00 0 00 0000	166
Rubber profile					790126 00 0 00 0000	25
Waste and overflow Quadroval, chrome					792218 00 0 00 1000	186
Waste and overflow Quadroval, with water inlet, chrome*					792219 00 0 00 1000	459
Waste and overflow Quadroval, with base inlet, chrome**					791228 00 0 00 1000	630

Infobox: The bathtub handle cannot be ordered separately, only mounted on the bathtub. The price does include the installation and the handle itself.
/ * pipe interrupt or faucet with safety against backflow according to DIN EN 1717 necessary, connection hose # 790188 is recommended / ** pipe interrupt mandatory, connection hose # 790166 is recommended / Please note that the integrated panel has a draft angle due to the production process, i.e. it runs not vertical down

Happy D.2 Plus Design by sieger design

Bathtub corner left, with two backrest slopes, with integrated acrylic panel and support frame
sanitary acrylic

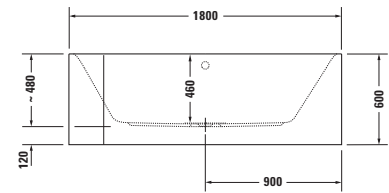
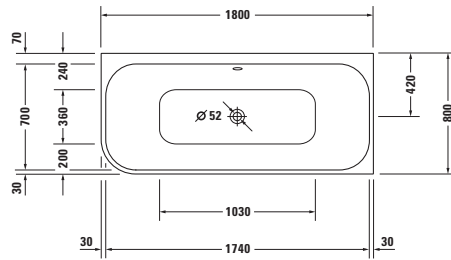


Length mm	Width mm	Depth/Height mm	Capacity l	Weight kg	Model-No.	Euro
Bathtub in white with acrylic panel Graphite Super Matt						
1800	800	460	180	64,0	700449 80 0 00 0000	3.184
Suitable equipment for Bathtub						
LED coloured light, with remote control for bathtubs, (white -00, chrome -10)					790840 00 0 00 * 00	3.314
Bathtub handle, chrome					792804 00 0 00 1000	364
Suitable accessories for Bathtub						
Headrest, white					790009 00 0 00 0000	166
Rubber profile					790126 00 0 00 0000	25
Waste and overflow Quadroval, white					792218 00 0 00 0000	186
Waste and overflow Quadroval, chrome					792218 00 0 00 1000	186
Waste and overflow Quadroval, with water inlet, white*					792219 00 0 00 0000	459
Waste and overflow Quadroval, with water inlet, chrome*					792219 00 0 00 1000	459
Waste and overflow Quadroval, with base inlet, chrome**					791228 00 0 00 1000	630

Infobox: The bathtub handle cannot be ordered separately, only mounted on the bathtub. The price does include the installation and the handle itself.
/ * pipe interrupt or faucet with safety against backflow according to DIN EN 1717 necessary, connection hose # 790188 is recommended / ** pipe interrupt mandatory, connection hose # 790166 is recommended / Please note that the integrated panel has a draft angle due to the production process, i.e. it runs not vertical down

Happy D.2 Plus Design by sieger design

Bathtub corner right, with two backrest slopes, with integrated acrylic panel and support frame
sanitary acrylic

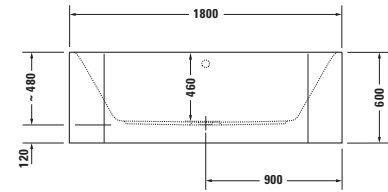
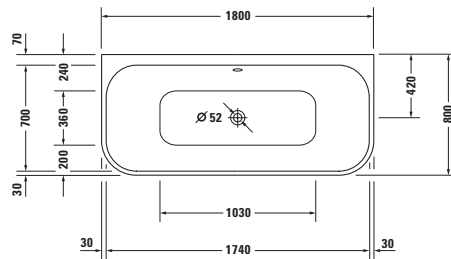


Length mm	Width mm	Depth/Height mm	Capacity l	Weight kg	Model-No.	Euro
Bathtub in white with acrylic panel Graphite Super Matt						
1800	800	460	180	64,0	700450 80 0 00 0000	3.184
Suitable equipment for Bathtub						
LED coloured light, with remote control for bathtubs, (white -00, chrome -10)					790840 00 0 00 * 00	3.314
Bathtub handle, chrome					792804 00 0 00 1000	364
Suitable accessories for Bathtub						
Headrest, white					790009 00 0 00 0000	166
Rubber profile					790126 00 0 00 0000	25
Waste and overflow Quadroval, white					792218 00 0 00 0000	186
Waste and overflow Quadroval, chrome					792218 00 0 00 1000	186
Waste and overflow Quadroval, with water inlet, white*					792219 00 0 00 0000	459
Waste and overflow Quadroval, with water inlet, chrome*					792219 00 0 00 1000	459
Waste and overflow Quadroval, with base inlet, chrome**					791228 00 0 00 1000	630

Infobox: The bathtub handle cannot be ordered separately, only mounted on the bathtub. The price does include the installation and the handle itself.
/ * pipe interrupt or faucet with safety against backflow according to DIN EN 1717 necessary, connection hose # 790188 is recommended / ** pipe interrupt mandatory, connection hose # 790166 is recommended / Please note that the integrated panel has a draft angle due to the production process, i.e. it runs not vertical down

Happy D.2 Plus Design by sieger design

Bathtub back-to-wall, with two backrest slopes, with integrated acrylic panel and support frame
sanitary acrylic

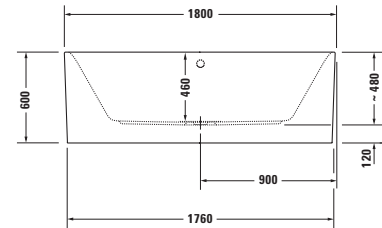
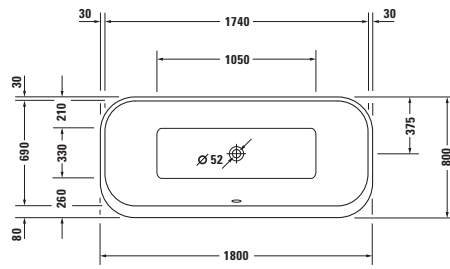


Length mm	Width mm	Depth/Height mm	Capacity l	Weight kg	Model-No.	Euro
Bathtub in white with acrylic panel Graphite Super Matt						
1800	800	460	180	68,0	700451 80 0 00 0000	3.184
Suitable equipment for Bathtub						
LED coloured light, with remote control for bathtubs, (white -00, chrome -10)					790840 00 0 00 * *00	3.314
Bathtub handle, chrome					792804 00 0 00 1000	364
Suitable accessories for Bathtub						
Headrest, white					790009 00 0 00 0000	166
Rubber profile					790126 00 0 00 0000	25
Waste and overflow Quadroval, white					792218 00 0 00 0000	186
Waste and overflow Quadroval, chrome					792218 00 0 00 1000	186
Waste and overflow Quadroval, with water inlet, white*					792219 00 0 00 0000	459
Waste and overflow Quadroval, with water inlet, chrome*					792219 00 0 00 1000	459
Waste and overflow Quadroval, with base inlet, chrome**					791228 00 0 00 1000	630

Infobox: The bathtub handle cannot be ordered separately, only mounted on the bathtub. The price does include the installation and the handle itself.
/ * pipe interrupt or faucet with safety against backflow according to DIN EN 1717 necessary, connection hose # 790188 is recommended / ** pipe interrupt mandatory, connection hose # 790166 is recommended / Please note that the integrated panel has a draft angle due to the production process, i.e. it runs not vertical down

Happy D.2 Plus Design by sieger design

Bathtub freestanding, with two backrest slopes, with seamless acrylic panel and support frame
sanitary acrylic



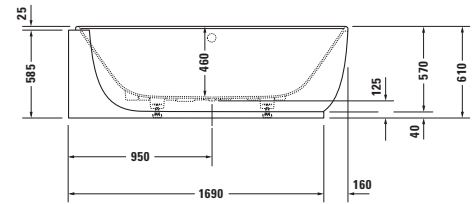
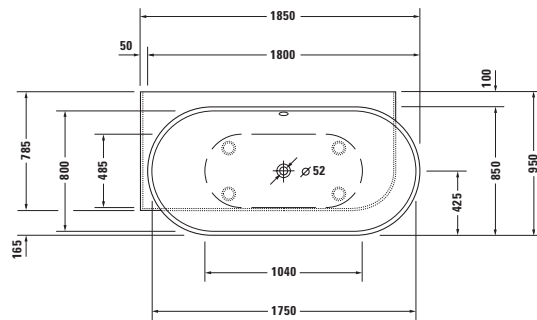
Length mm	Width mm	Depth/Height mm	Capacity l	Weight kg	Model-No.	Euro
Bathtub in white with acrylic panel white						
1800	800	460	170	78,0	700453 00 0 00 0000	4.475
Bathtub in white with acrylic panel Graphite Super Matt						
1800	800	460	170	78,0	700453 80 0 00 0000	4.875
Suitable equipment for Bathtub						
LED coloured light, with remote control for bathtubs, (white -00, chrome -10)					790840 00 0 00 * 00	3.314
Bathtub handle, chrome					792804 00 0 00 1000	364
Suitable accessories for Bathtub						
Headrest, white					790009 00 0 00 0000	166
Waste and overflow Quadroval, white					792218 00 0 00 0000	186
Waste and overflow Quadroval, chrome					792218 00 0 00 1000	186
Waste and overflow Quadroval, with water inlet, white*					792219 00 0 00 0000	459
Waste and overflow Quadroval, with water inlet, chrome*					792219 00 0 00 1000	459
Waste and overflow Quadroval, with base inlet, chrome**					791228 00 0 00 1000	630

Infobox: The bathtub handle cannot be ordered separately, only mounted on the bathtub. The price does include the installation and the handle itself.
/ * pipe interrupt or faucet with safety against backflow according to DIN EN 1717 necessary, connection hose # 790188 is recommended / ** pipe interrupt mandatory, connection hose # 790166 is recommended

Luv Design by Cecilie Manz

Bathtub corner left, with seamless panel and support frame, with two backrest slopes

DuraSolid® A



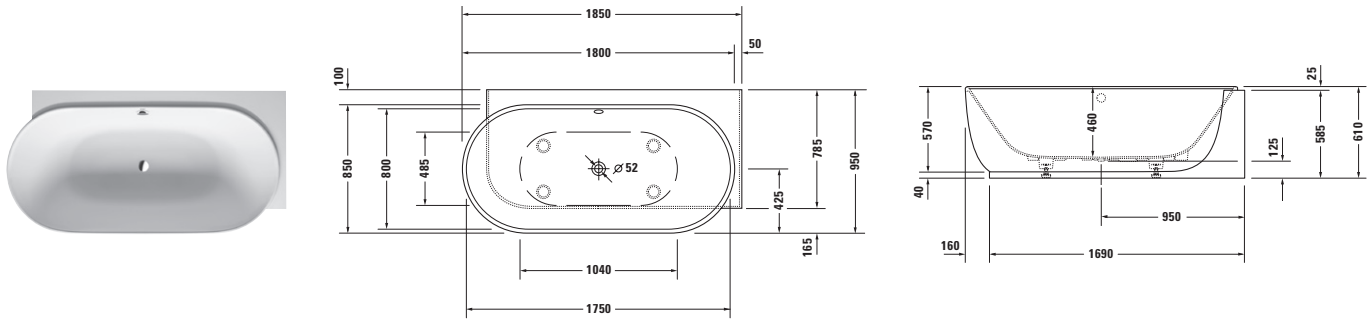
Length mm	Width mm	Depth/Height mm	Capacity l	Weight kg	Model-No.	Euro
						White - 00
Bathtub						
1850	950	460	252	105,0	700431 00 0 00 0000	4.038
Suitable equipment for Bathtub						
Surcharge, for drillings of the tub rim for faucet, from rim width 100 mm					790650 00 0 00 0000	128
Bathtub handle, chrome					792804 00 0 00 1000	364
Suitable accessories for Bathtub						
Rubber profile					790126 00 0 00 0000	25
Waste and overflow Quadroval, chrome					792208 00 0 00 1000	186
Waste and overflow Quadroval, with water inlet, chrome*					792209 00 0 00 1000	530
Waste and overflow Quadroval, with base inlet, chrome**					791228 00 0 00 1000	630

Infobox: The bathtub handle cannot be ordered separately, only mounted on the bathtub. The price does include the installation and the handle itself.
 / * pipe interrupt or faucet with safety against backflow according to DIN EN 1717 necessary, connection hose # 790188 is recommended / ** pipe interrupt mandatory, connection hose # 790166 is recommended

Luv Design by Cecilie Manz

Bathtub corner right, with seamless panel and support frame, with two backrest slopes

DuraSolid® A



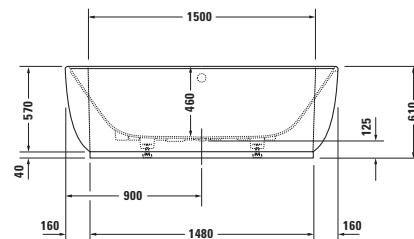
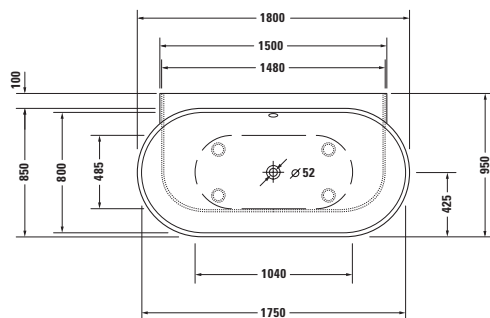
Length mm	Width mm	Depth/Height mm	Capacity l	Weight kg	Model-No.	Euro
						White - 00
Bathtub						
1850	950	460	252	105,0	700432 00 0 00 0000	4.038
Suitable equipment for Bathtub						
Surcharge, for drillings of the tub rim for faucet, from rim width 100 mm					790650 00 0 00 0000	128
Bathtub handle, chrome					792804 00 0 00 1000	364
Suitable accessories for Bathtub						
Rubber profile					790126 00 0 00 0000	25
Waste and overflow Quadroval, chrome					792208 00 0 00 1000	186
Waste and overflow Quadroval, with water inlet, chrome*					792209 00 0 00 1000	530
Waste and overflow Quadroval, with base inlet, chrome**					791228 00 0 00 1000	630

Infobox: The bathtub handle cannot be ordered separately, only mounted on the bathtub. The price does include the installation and the handle itself.
 / * pipe interrupt or faucet with safety against backflow according to DIN EN 1717 necessary, connection hose # 790188 is recommended / ** pipe interrupt mandatory, connection hose # 790166 is recommended

Luv Design by Cecilie Manz

Bathtub back-to-wall, with seamless panel and support frame, with two backrest slopes

DuraSolid® A

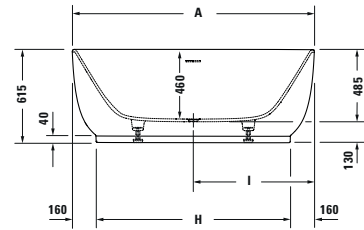
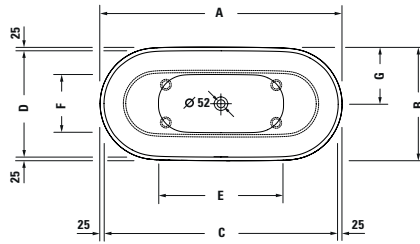


Length mm	Width mm	Depth/Height mm	Capacity l	Weight kg	Model-No.	Euro
						White - 00
Bathtub						
1800	950	460	252	110,0	700433 00 0 00 0000	4.038
Suitable equipment for Bathtub						
Surcharge, for drillings of the tub rim for faucet, from rim width 100 mm					790650 00 0 00 0000	128
Bathtub handle, chrome					792804 00 0 00 1000	364
Suitable accessories for Bathtub						
Rubber profile					790126 00 0 00 0000	25
Waste and overflow Quadroval, chrome					792208 00 0 00 1000	186
Waste and overflow Quadroval, with water inlet, chrome*					792209 00 0 00 1000	530
Waste and overflow Quadroval, with base inlet, chrome**					791228 00 0 00 1000	630

Infobox: The bathtub handle cannot be ordered separately, only mounted on the bathtub. The price does include the installation and the handle itself.
 / * pipe interrupt or faucet with safety against backflow according to DIN EN 1717 necessary, connection hose # 790188 is recommended / ** pipe interrupt mandatory, connection hose # 790166 is recommended

Luv Design by Cecilie Manz

Bathtub freestanding, with seamless panel and support frame, with two backrest slopes, with special waste and overflow
DuraSolid® A

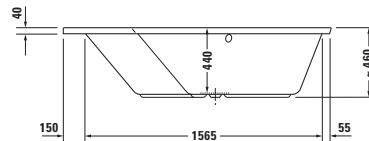
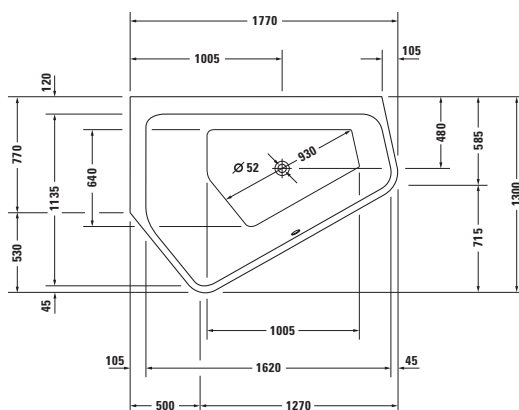


	A	B	C	D	E	F	G	H	I
700434	1800	850	1750	800	1040	485	425	1480	900
700461	1600	750	1550	700	825	385	375	1280	800

Length mm	Width mm	Depth/Height mm	Capacity l	Weight kg	Model-No.	Euro
						White - 00
Bathtub						
1600	750	460	166	115,0	700461 00 0 00 0000	4.167
1800	850	460	252	133,0	700434 00 0 00 0000	5.393
Suitable equipment for Bathtub						
Bathtub handle, chrome					792804 00 0 00 1000	364

Infobox: The bathtub handle cannot be ordered separately, only mounted on the bathtub. The price does include the installation and the handle itself.

Paiova Design by E00S

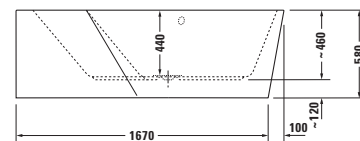
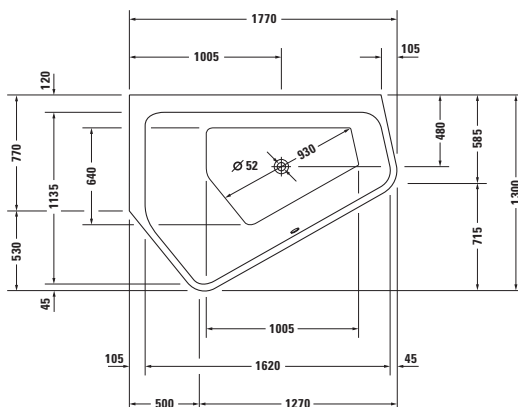
Bathtub Paiova 5 corner left, built-in, with two different backrest slopes
 sanitary acrylic


Length mm	Width mm	Depth/Height mm	Capacity l	Weight kg	Model-No.	Euro
						White - 00
Bathtub Paiova 5						
1770	1300	440	205	37,0	700390 00 0 00 0000	1.656
Necessary accessories for Bathtub Paiova 5						
Waste and overflow Quadroval, chrome					792206 00 0 00 1000	186
Waste and overflow Quadroval, with water inlet, chrome*					792207 00 0 00 1000	459
Waste and overflow Quadroval, with base inlet, chrome**					791226 00 0 00 1000	597
Suitable equipment for Bathtub Paiova 5						
Surcharge, for drillings of the tub rim for faucet, from rim width 100 mm					790650 00 0 00 0000	128
LED coloured light, with remote control for bathtubs, (white -00, chrome -10)					790840 00 0 00 * *00	3.314
Bathtub handle, chrome					792804 00 0 00 1000	364
Suitable accessories for Bathtub Paiova 5						
Headrest, white					790009 00 0 00 0000	166
Support frame, with length ≥ 1500 mm					790105 00 0 00 0000	161
Bathtub anchors					790103 00 0 00 0000	45
Rubber profile					790126 00 0 00 0000	25
Noise reduction set for acrylic bathtubs****					791368 00 0 00 0000	177

Infobox: The bathtub handle cannot be ordered separately, only mounted on the bathtub. The price does include the installation and the handle itself. / * pipe interrupt or faucet with safety against backflow according to DIN EN 1717 necessary, connection hose # 790188 is recommended / ** pipe interrupt mandatory, connection hose # 790166 is recommended / **** not suitable for bathtubs with LED coloured light. The noise reduction set cannot be mounted together with a polystyrene support. For further information concerning noise protection, please consider the chapter „Noise reduction sets for bath-/whirltubs and shower trays“

Paiova Design by E00S

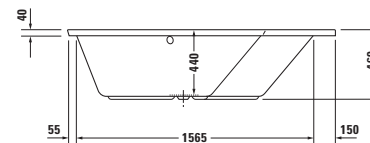
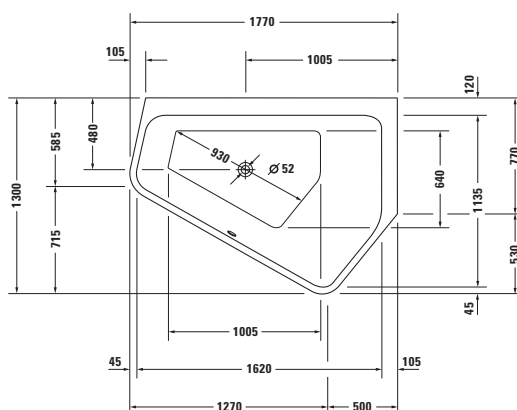
Bathtub Paiova 5 corner left, with seamless acrylic panel and support frame, with two different backrest slopes
sanitary acrylic



Length mm	Width mm	Depth/Height mm	Capacity l	Weight kg	Model-No.	Euro
						White - 00
Bathtub Paiova 5						
1770	1300	440	205	75,0	700394 00 0 00 0000	3.942
Necessary accessories for Bathtub Paiova 5						
Waste and overflow Quadroval, chrome					792208 00 0 00 1000	186
Waste and overflow Quadroval, with water inlet, chrome*					792209 00 0 00 1000	530
Waste and overflow Quadroval, with base inlet, chrome**					791228 00 0 00 1000	630
Suitable equipment for Bathtub Paiova 5						
Surcharge, for drillings of the tub rim for faucet, from rim width 100 mm					790650 00 0 00 0000	128
LED coloured light, with remote control for bathtubs, (white -00, chrome -10)					790840 00 0 00 * *00	3.314
Bathtub handle, chrome					792804 00 0 00 1000	364
Suitable accessories for Bathtub Paiova 5						
Headrest, white					790009 00 0 00 0000	166
Bathtub anchors					790103 00 0 00 0000	45
Rubber profile					790126 00 0 00 0000	25

Infobox: The bathtub handle cannot be ordered separately, only mounted on the bathtub. The price does include the installation and the handle itself.
/ * pipe interrupt or faucet with safety against backflow according to DIN EN 1717 necessary, connection hose # 790188 is recommended / ** pipe interrupt mandatory, connection hose # 790166 is recommended

Paiova Design by E00S

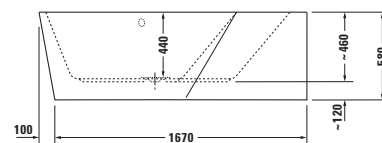
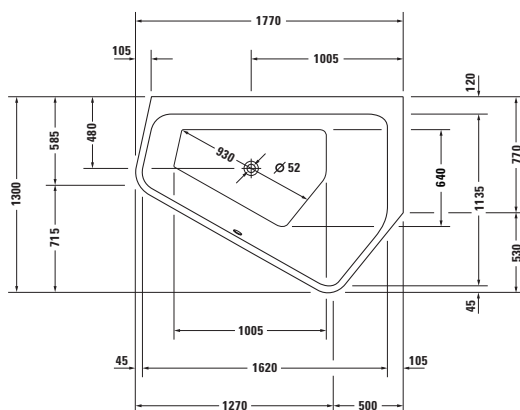
Bathtub Paiova 5 corner right, built-in, with two different backrest slopes
 sanitary acrylic


Length mm	Width mm	Depth/Height mm	Capacity l	Weight kg	Model-No.	Euro
						White - 00
Bathtub Paiova 5						
1770	1300	440	205	37,0	700391 00 0 00 0000	1.656
Necessary accessories for Bathtub Paiova 5						
Waste and overflow Quadroval, chrome					792206 00 0 00 1000	186
Waste and overflow Quadroval, with water inlet, chrome*					792207 00 0 00 1000	459
Waste and overflow Quadroval, with base inlet, chrome**					791226 00 0 00 1000	597
Suitable equipment for Bathtub Paiova 5						
Surcharge, for drillings of the tub rim for faucet, from rim width 100 mm					790650 00 0 00 0000	128
LED coloured light, with remote control for bathtubs, (white -00, chrome -10)					790840 00 0 00 * *00	3.314
Bathtub handle, chrome					792804 00 0 00 1000	364
Suitable accessories for Bathtub Paiova 5						
Headrest, white					790009 00 0 00 0000	166
Support frame, with length ≥ 1500 mm					790105 00 0 00 0000	161
Bathtub anchors					790103 00 0 00 0000	45
Rubber profile					790126 00 0 00 0000	25
Noise reduction set for acrylic bathtubs****					791368 00 0 00 0000	177

Infobox: The bathtub handle cannot be ordered separately, only mounted on the bathtub. The price does include the installation and the handle itself. / * pipe interrupt or faucet with safety against backflow according to DIN EN 1717 necessary, connection hose # 790188 is recommended / ** pipe interrupt mandatory, connection hose # 790166 is recommended / **** not suitable for bathtubs with LED coloured light. The noise reduction set cannot be mounted together with a polystyrene support. For further information concerning noise protection, please consider the chapter „Noise reduction sets for bath-/whirltubs and shower trays“

Paiova Design by E00S

Bathtub Paiova 5 corner right, with seamless acrylic panel and support frame, with two different backrest slopes
sanitary acrylic



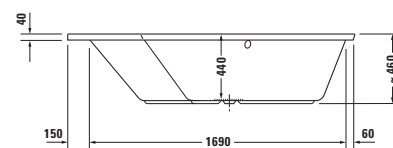
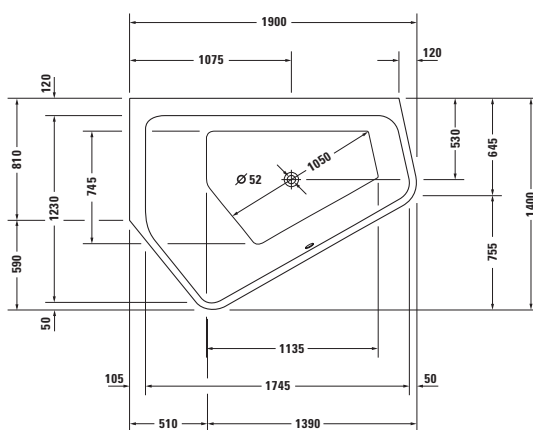
Length mm	Width mm	Depth/Height mm	Capacity l	Weight kg	Model-No.	Euro
						White - 00
Bathtub Paiova 5						
1770	1300	440	205	75,0	700395 00 0 00 0000	3.942
Necessary accessories for Bathtub Paiova 5						
Waste and overflow Quadroval, chrome					792208 00 0 00 1000	186
Waste and overflow Quadroval, with water inlet, chrome*					792209 00 0 00 1000	530
Waste and overflow Quadroval, with base inlet, chrome**					791228 00 0 00 1000	630
Suitable equipment for Bathtub Paiova 5						
Surcharge, for drillings of the tub rim for faucet, from rim width 100 mm					790650 00 0 00 0000	128
LED coloured light, with remote control for bathtubs, (white -00, chrome -10)					790840 00 0 00 * *00	3.314
Bathtub handle, chrome					792804 00 0 00 1000	364
Suitable accessories for Bathtub Paiova 5						
Headrest, white					790009 00 0 00 0000	166
Bathtub anchors					790103 00 0 00 0000	45
Rubber profile					790126 00 0 00 0000	25

Infobox: The bathtub handle cannot be ordered separately, only mounted on the bathtub. The price does include the installation and the handle itself.
/ * pipe interrupt or faucet with safety against backflow according to DIN EN 1717 necessary, connection hose # 790188 is recommended / ** pipe interrupt mandatory, connection hose # 790166 is recommended

Paiova Design by E00S

Bathtub Paiova 5 corner left, built-in, with two different backrest slopes

sanitary acrylic

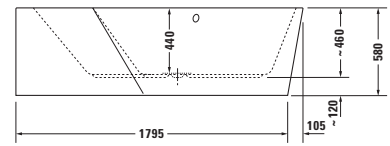
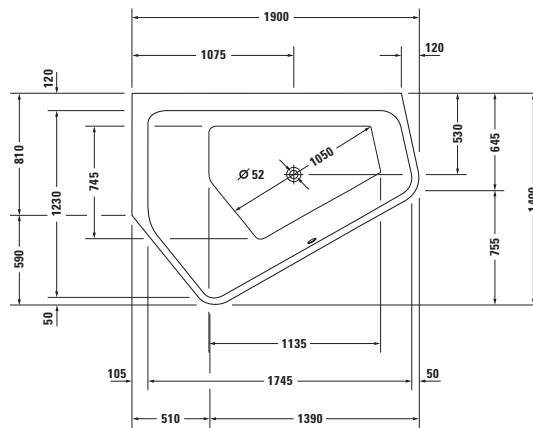


Length mm	Width mm	Depth/Height mm	Capacity l	Weight kg	Model-No.	Euro
						White - 00
Bathtub Paiova 5						
1900	1400	440	267	40,0	700392 00 0 00 0000	1.817
Necessary accessories for Bathtub Paiova 5						
Waste and overflow Quadroval, chrome					792206 00 0 00 1000	186
Waste and overflow Quadroval, with water inlet, chrome*					792207 00 0 00 1000	459
Waste and overflow Quadroval, with base inlet, chrome**					791226 00 0 00 1000	597
Suitable equipment for Bathtub Paiova 5						
Surcharge, for drillings of the tub rim for faucet, from rim width 100 mm					790650 00 0 00 0000	128
LED coloured light, with remote control for bathtubs, (white -00, chrome -10)					790840 00 0 00 * *00	3.314
Bathtub handle, chrome					792804 00 0 00 1000	364
Suitable accessories for Bathtub Paiova 5						
Headrest, white					790009 00 0 00 0000	166
Support frame, with length ≥ 1500 mm					790105 00 0 00 0000	161
Bathtub anchors					790103 00 0 00 0000	45
Rubber profile					790126 00 0 00 0000	25
Noise reduction set for acrylic bathtubs****					791368 00 0 00 0000	177

Infobox: The bathtub handle cannot be ordered separately, only mounted on the bathtub. The price does include the installation and the handle itself. / * pipe interrupt or faucet with safety against backflow according to DIN EN 1717 necessary, connection hose # 790188 is recommended / ** pipe interrupt mandatory, connection hose # 790166 is recommended / **** not suitable for bathtubs with LED coloured light. The noise reduction set cannot be mounted together with a polystyrene support. For further information concerning noise protection, please consider the chapter „Noise reduction sets for bath-/whirltubs and shower trays“

Paiova Design by E00S

Bathtub Paiova 5 corner left, with seamless acrylic panel and support frame, with two different backrest slopes
sanitary acrylic

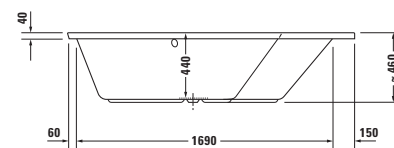
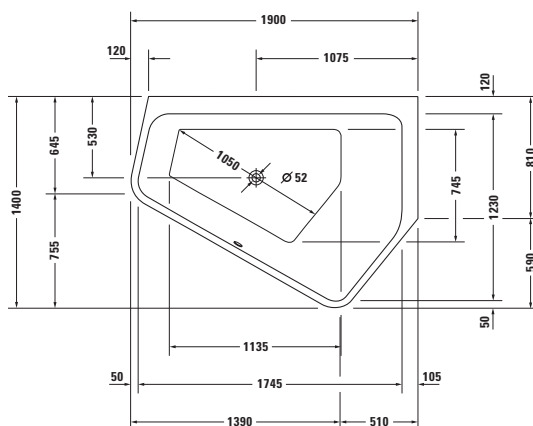


Length mm	Width mm	Depth/Height mm	Capacity l	Weight kg	Model-No.	Euro
						White - 00
Bathtub Paiova 5						
1900	1400	440	267	85,0	700396 00 0 00 0000	4.101
Necessary accessories for Bathtub Paiova 5						
Waste and overflow Quadroval, chrome					792208 00 0 00 1000	186
Waste and overflow Quadroval, with water inlet, chrome*					792209 00 0 00 1000	530
Waste and overflow Quadroval, with base inlet, chrome**					791228 00 0 00 1000	630
Suitable equipment for Bathtub Paiova 5						
Surcharge, for drillings of the tub rim for faucet, from rim width 100 mm					790650 00 0 00 0000	128
LED coloured light, with remote control for bathtubs, (white -00, chrome -10)					790840 00 0 00 * *00	3.314
Bathtub handle, chrome					792804 00 0 00 1000	364
Suitable accessories for Bathtub Paiova 5						
Headrest, white					790009 00 0 00 0000	166
Bathtub anchors					790103 00 0 00 0000	45
Rubber profile					790126 00 0 00 0000	25

Infobox: The bathtub handle cannot be ordered separately, only mounted on the bathtub. The price does include the installation and the handle itself.
/ * pipe interrupt or faucet with safety against backflow according to DIN EN 1717 necessary, connection hose # 790188 is recommended / ** pipe interrupt mandatory, connection hose # 790166 is recommended

Paiova Design by E00S

Bathtub Paiova 5 corner right, built-in, with two different backrest slopes
sanitary acrylic

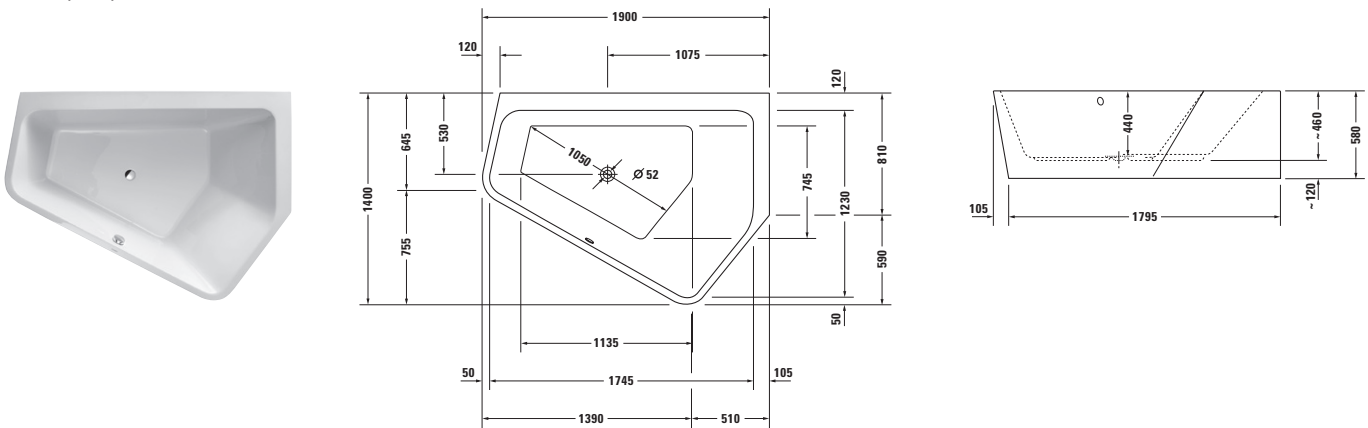


Length mm	Width mm	Depth/Height mm	Capacity l	Weight kg	Model-No.	Euro
						White - 00
Bathtub Paiova 5						
1900	1400	440	267	40,0	700393 00 0 00 0000	1.817
Necessary accessories for Bathtub Paiova 5						
Waste and overflow Quadroval, chrome					792206 00 0 00 1000	186
Waste and overflow Quadroval, with water inlet, chrome*					792207 00 0 00 1000	459
Waste and overflow Quadroval, with base inlet, chrome**					791226 00 0 00 1000	597
Suitable equipment for Bathtub Paiova 5						
Surcharge, for drillings of the tub rim for faucet, from rim width 100 mm					790650 00 0 00 0000	128
LED coloured light, with remote control for bathtubs, (white -00, chrome -10)					790840 00 0 00 * *00	3.314
Bathtub handle, chrome					792804 00 0 00 1000	364
Suitable accessories for Bathtub Paiova 5						
Headrest, white					790009 00 0 00 0000	166
Support frame, with length ≥ 1500 mm					790105 00 0 00 0000	161
Bathtub anchors					790103 00 0 00 0000	45
Rubber profile					790126 00 0 00 0000	25
Noise reduction set for acrylic bathtubs****					791368 00 0 00 0000	177

Infobox: The bathtub handle cannot be ordered separately, only mounted on the bathtub. The price does include the installation and the handle itself. / * pipe interrupt or faucet with safety against backflow according to DIN EN 1717 necessary, connection hose # 790188 is recommended / ** pipe interrupt mandatory, connection hose # 790166 is recommended / **** not suitable for bathtubs with LED coloured light. The noise reduction set cannot be mounted together with a polystyrene support. For further information concerning noise protection, please consider the chapter „Noise reduction sets for bath-/whirltubs and shower trays“

Paiova Design by E00S

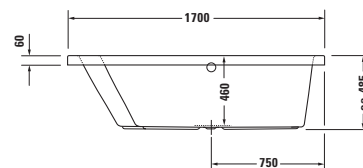
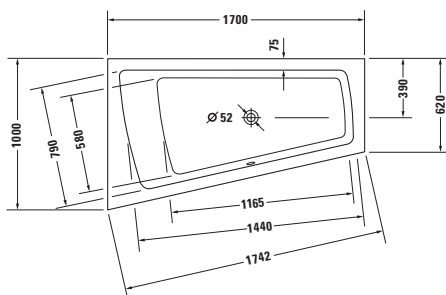
Bathtub Paiova 5 corner right, with seamless acrylic panel and support frame, with two different backrest slopes
sanitary acrylic



Length mm	Width mm	Depth/Height mm	Capacity l	Weight kg	Model-No.	Euro
						White - 00
Bathtub Paiova 5						
1900	1400	440	267	85,0	700397 00 0 00 0000	4.101
Necessary accessories for Bathtub Paiova 5						
Waste and overflow Quadroval, chrome					792208 00 0 00 1000	186
Waste and overflow Quadroval, with water inlet, chrome*					792209 00 0 00 1000	530
Waste and overflow Quadroval, with base inlet, chrome**					791228 00 0 00 1000	630
Suitable equipment for Bathtub Paiova 5						
Surcharge, for drillings of the tub rim for faucet, from rim width 100 mm					790650 00 0 00 0000	128
LED coloured light, with remote control for bathtubs, (white -00, chrome -10)					790840 00 0 00 * *00	3.314
Bathtub handle, chrome					792804 00 0 00 1000	364
Suitable accessories for Bathtub Paiova 5						
Headrest, white					790009 00 0 00 0000	166
Bathtub anchors					790103 00 0 00 0000	45
Rubber profile					790126 00 0 00 0000	25

Infobox: The bathtub handle cannot be ordered separately, only mounted on the bathtub. The price does include the installation and the handle itself.
/ * pipe interrupt or faucet with safety against backflow according to DIN EN 1717 necessary, connection hose # 790188 is recommended / ** pipe interrupt mandatory, connection hose # 790166 is recommended

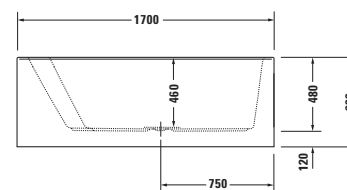
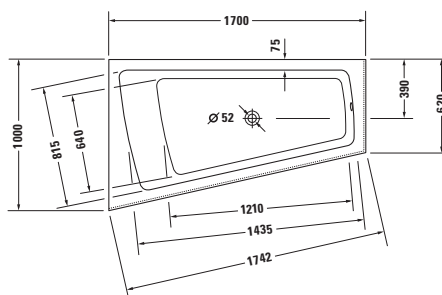
Paiova Design by E00S

Bathtub built-in, with one backrest slope left
 sanitary acrylic


Length mm	Width mm	Depth/Height mm	Capacity l	Weight kg	Model-No.	Euro
						White - 00
Bathtub						
1700	1000	460	180	31,0	700212 00 0 00 0000	1.324
Suitable equipment for Bathtub						
LED coloured light, with remote control for bathtubs, (white -00, chrome -10)					790840 00 0 00 * *00	3.314
Bathtub handle, chrome					792804 00 0 00 1000	364
Suitable accessories for Bathtub						
Headrest, white					790001 00 0 00 0000	131
Support frame, with length > 1000 mm					790100 00 0 00 0000	107
Bathtub anchors					790103 00 0 00 0000	45
Rubber profile					790126 00 0 00 0000	25
Waste and overflow Quadroval, chrome					792202 00 0 00 1000	186
Waste and overflow Quadroval, with water inlet, chrome*					792203 00 0 00 1000	459
Waste and overflow Quadroval, with base inlet, chrome**					791226 00 0 00 1000	597
Support, for # 700212***					791418 00 0 00 0000	734
Noise reduction set for acrylic bathtubs****					791368 00 0 00 0000	177

Infobox: The bathtub handle cannot be ordered separately, only mounted on the bathtub. The price does include the installation and the handle itself. / * pipe interrupt or faucet with safety against backflow according to DIN EN 1717 necessary, connection hose # 790188 is recommended / ** pipe interrupt mandatory, connection hose # 790166 is recommended / *** not suitable for bathtubs with LED coloured light / **** not suitable for bathtubs with LED coloured light. The noise reduction set cannot be mounted together with a polystyrene support. For further information concerning noise protection, please consider the chapter „Noise reduction sets for bath-/whirltubs and shower trays“

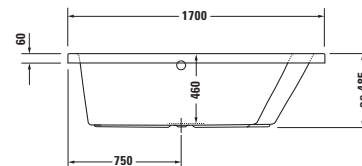
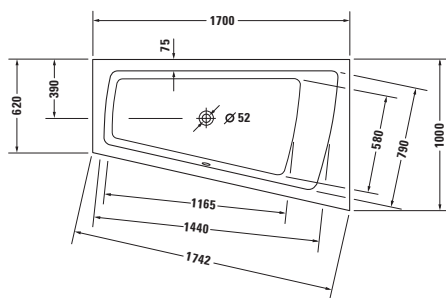
Paiova Design by E00S

Bathtub with one backrest slope left, with integrated acrylic panel front and support frame
 sanitary acrylic


Length mm	Width mm	Depth/Height mm	Capacity l	Weight kg	Model-No.	Euro
						White - 00
Bathtub						
1700	1000	460	170	68,0	700264 00 0 00 0000	2.738
Suitable equipment for Bathtub						
LED coloured light, with remote control for bathtubs, (white -00, chrome -10)					790840 00 0 00 * *00	3.314
Bathtub handle, chrome					792804 00 0 00 1000	364
Suitable accessories for Bathtub						
Headrest, white					790001 00 0 00 0000	131
Bathtub anchors					790103 00 0 00 0000	45
Rubber profile					790126 00 0 00 0000	25
Waste and overflow Quadroval, chrome					792210 00 0 00 1000	186
Waste and overflow Quadroval, with water inlet, chrome*					792211 00 0 00 1000	530
Waste and overflow Quadroval, with base inlet, chrome**					791235 00 0 00 1000	582
Noise reduction set for acrylic bathtubs****					791368 00 0 00 0000	177

Infobox: The bathtub handle cannot be ordered separately, only mounted on the bathtub. The price does include the installation and the handle itself. / * pipe interrupt or faucet with safety against backflow according to DIN EN 1717 necessary, connection hose # 790188 is recommended / ** pipe interrupt mandatory, connection hose # 790166 is recommended / **** not suitable for bathtubs with LED coloured light. The noise reduction set cannot be mounted together with a polystyrene support. For further information concerning noise protection, please consider the chapter „Noise reduction sets for bath-/whirltubs and shower trays“

Paiova Design by E00S

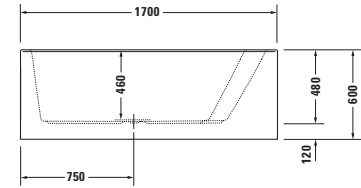
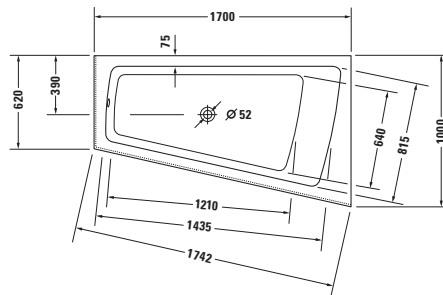
Bathtub built-in, with one backrest slope right
 sanitary acrylic


Length mm	Width mm	Depth/Height mm	Capacity l	Weight kg	Model-No.	Euro
						White - 00
Bathtub						
1700	1000	460	180	31,0	700213 00 0 00 0000	1.324
Suitable equipment for Bathtub						
LED coloured light, with remote control for bathtubs, (white -00, chrome -10)					790840 00 0 00 * *00	3.314
Bathtub handle, chrome					792804 00 0 00 1000	364
Suitable accessories for Bathtub						
Headrest, white					790001 00 0 00 0000	131
Support frame, with length > 1000 mm					790100 00 0 00 0000	107
Bathtub anchors					790103 00 0 00 0000	45
Rubber profile					790126 00 0 00 0000	25
Waste and overflow Quadroval, chrome					792202 00 0 00 1000	186
Waste and overflow Quadroval, with water inlet, chrome*					792203 00 0 00 1000	459
Waste and overflow Quadroval, with base inlet, chrome**					791226 00 0 00 1000	597
Support, for # 700213***					791419 00 0 00 0000	734
Noise reduction set for acrylic bathtubs****					791368 00 0 00 0000	177

Infobox: The bathtub handle cannot be ordered separately, only mounted on the bathtub. The price does include the installation and the handle itself. / * pipe interrupt or faucet with safety against backflow according to DIN EN 1717 necessary, connection hose # 790188 is recommended / ** pipe interrupt mandatory, connection hose # 790166 is recommended / *** not suitable for bathtubs with LED coloured light / **** not suitable for bathtubs with LED coloured light. The noise reduction set cannot be mounted together with a polystyrene support. For further information concerning noise protection, please consider the chapter „Noise reduction sets for bath-/whirltubs and shower trays“

Paiova Design by E00S

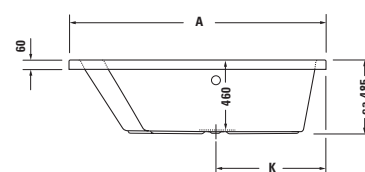
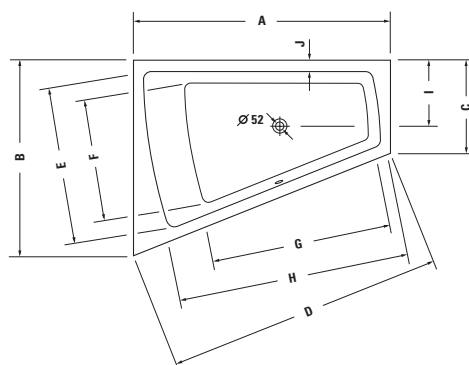
Bathtub with one backrest slope right, with integrated acrylic panel front and support frame
sanitary acrylic



Length mm	Width mm	Depth/Height mm	Capacity l	Weight kg	Model-No.	Euro
						White - 00
Bathtub						
1700	1000	460	170	68,0	700265 00 0 00 0000	2.738
Suitable equipment for Bathtub						
LED coloured light, with remote control for bathtubs, (white -00, chrome -10)					790840 00 0 00 * 00	3.314
Bathtub handle, chrome					792804 00 0 00 1000	364
Suitable accessories for Bathtub						
Headrest, white					790001 00 0 00 0000	131
Bathtub anchors					790103 00 0 00 0000	45
Rubber profile					790126 00 0 00 0000	25
Waste and overflow Quadroval, chrome					792210 00 0 00 1000	186
Waste and overflow Quadroval, with water inlet, chrome*					792211 00 0 00 1000	530
Waste and overflow Quadroval, with base inlet, chrome**					791235 00 0 00 1000	582
Noise reduction set for acrylic bathtubs****					791368 00 0 00 0000	177

Infobox: The bathtub handle cannot be ordered separately, only mounted on the bathtub. The price does include the installation and the handle itself.
/ * pipe interrupt or faucet with safety against backflow according to DIN EN 1717 necessary, connection hose # 790188 is recommended / ** pipe interrupt mandatory, connection hose # 790166 is recommended / **** not suitable for bathtubs with LED coloured light. The noise reduction set cannot be mounted together with a polystyrene support. For further information concerning noise protection, please consider the chapter „Noise reduction sets for bath-/whirltubs and shower trays“

Paiova Design by E00S

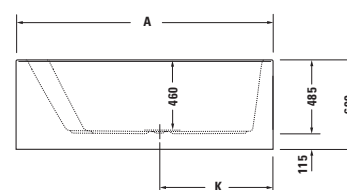
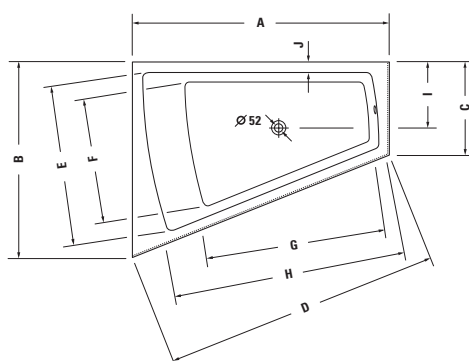
Bathtub built-in, with one backrest slope left
 sanitary acrylic


	A	B	C	D	E	F	G	H	I	J	K
7X0214	1700	1300	620	1830	1045	795	1190	1545	440	75	730
7X0216	1800	1400	680	1937	1140	870	1320	1620	465	75	780

Length mm	Width mm	Depth/Height mm	Capacity l	Weight kg	Model-No.	Euro
						White - 00
Bathtub						
1700	1300	460	235	40,0	700214 00 0 00 0000	1.649
1800	1400	460	315	45,0	700216 00 0 00 0000	1.816
Suitable equipment for Bathtub						
LED coloured light, with remote control for bathtubs, (white -00, chrome -10)					790840 00 0 00 * 00	3.314
Bathtub handle, chrome					792804 00 0 00 1000	364
Suitable accessories for Bathtub						
Headrest, white					790001 00 0 00 0000	131
Support frame, with length ≥ 1500 mm					790105 00 0 00 0000	161
Bathtub anchors					790103 00 0 00 0000	45
Rubber profile					790126 00 0 00 0000	25
Waste and overflow Quadroval, chrome					792206 00 0 00 1000	186
Waste and overflow Quadroval, with water inlet, chrome*					792207 00 0 00 1000	459
Waste and overflow Quadroval, with base inlet, chrome**					791230 00 0 00 1000	645
Support, for # 700214***					791420 00 0 00 0000	938
Support, for # 700216***					791422 00 0 00 0000	956
Noise reduction set for acrylic bathtubs****					791368 00 0 00 0000	177

Infobox: The bathtub handle cannot be ordered separately, only mounted on the bathtub. The price does include the installation and the handle itself. / * pipe interrupt or faucet with safety against backflow according to DIN EN 1717 necessary, connection hose # 790188 is recommended / ** pipe interrupt mandatory, connection hose # 790166 is recommended / *** not suitable for bathtubs with LED coloured light / **** not suitable for bathtubs with LED coloured light. The noise reduction set cannot be mounted together with a polystyrene support. For further information concerning noise protection, please consider the chapter „Noise reduction sets for bath-/whirltubs and shower trays“

Paiova Design by E00S

Bathtub with one backrest slope left, with integrated acrylic panel front and support frame
 sanitary acrylic


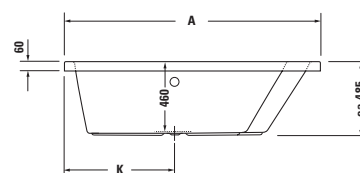
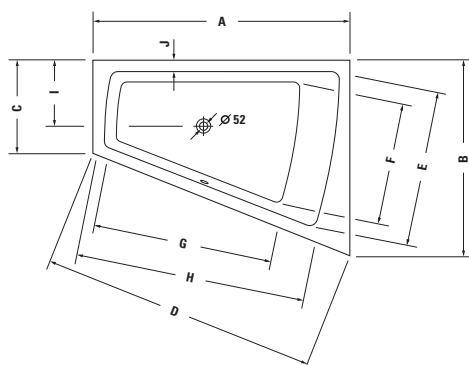
	A	B	C	D	E	F	G	H	I	J	K
7X0266	1700	1300	620	1830	1045	830	1215	1515	435	75	730
7X0268	1800	1400	680	1937	1140	870	1320	1620	465	75	780

Length mm	Width mm	Depth/Height mm	Capacity l	Weight kg	Model-No.	Euro
						White - 00
Bathtub						
1700	1300	460	225	70,5	700266 00 0 00 0000	3.119
1800	1400	460	295	80,0	700268 00 0 00 0000	3.258
Suitable equipment for Bathtub						
LED coloured light, with remote control for bathtubs, (white -00, chrome -10)					790840 00 0 00 * 00	3.314
Bathtub handle, chrome					792804 00 0 00 1000	364
Suitable accessories for Bathtub						
Headrest, white					790001 00 0 00 0000	131
Bathtub anchors					790103 00 0 00 0000	45
Rubber profile					790126 00 0 00 0000	25
Waste and overflow Quadroval, chrome					792210 00 0 00 1000	186
Waste and overflow Quadroval, with water inlet, chrome*					792211 00 0 00 1000	530
Waste and overflow Quadroval, with base inlet, chrome**					791235 00 0 00 1000	582
Noise reduction set for acrylic bathtubs****					791368 00 0 00 0000	177

Infobox: The bathtub handle cannot be ordered separately, only mounted on the bathtub. The price does include the installation and the handle itself.
 / * pipe interrupt or faucet with safety against backflow according to DIN EN 1717 necessary, connection hose # 790188 is recommended / ** pipe interrupt mandatory, connection hose # 790166 is recommended / **** not suitable for bathtubs with LED coloured light. The noise reduction set cannot be mounted together with a polystyrene support. For further information concerning noise protection, please consider the chapter „Noise reduction sets for bath-/whirltubs and shower trays“

Paiova Design by E00S

Bathtub built-in, with one backrest slope right
sanitary acrylic



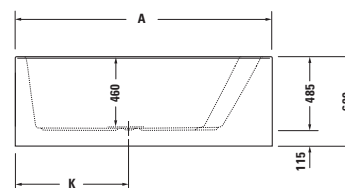
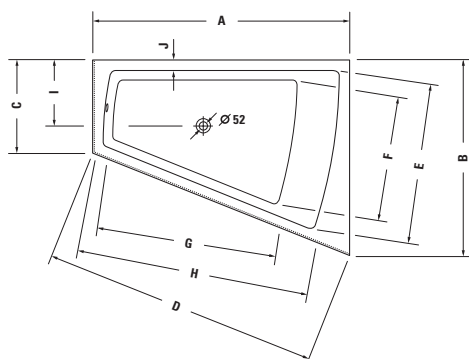
	A	B	C	D	E	F	G	H	I	J	K
7X0215	1700	1300	620	1830	1045	795	1190	1545	440	75	730
7X0217	1800	1400	680	1937	1140	870	1320	1620	465	75	780

Length mm	Width mm	Depth/Height mm	Capacity l	Weight kg	Model-No.	Euro
						White - 00
Bathtub						
1700	1300	460	235	40,0	700215 00 0 00 0000	1.649
1800	1400	460	315	45,0	700217 00 0 00 0000	1.816
Suitable equipment for Bathtub						
LED coloured light, with remote control for bathtubs, (white -00, chrome -10)					790840 00 0 00 * 00	3.314
Bathtub handle, chrome					792804 00 0 00 1000	364
Suitable accessories for Bathtub						
Headrest, white					790001 00 0 00 0000	131
Support frame, with length ≥ 1500 mm					790105 00 0 00 0000	161
Bathtub anchors					790103 00 0 00 0000	45
Rubber profile					790126 00 0 00 0000	25
Waste and overflow Quadroval, chrome					792206 00 0 00 1000	186
Waste and overflow Quadroval, with water inlet, chrome*					792207 00 0 00 1000	459
Waste and overflow Quadroval, with base inlet, chrome**					791230 00 0 00 1000	645
Support, for # 700215***					791421 00 0 00 0000	938
Support, for # 700217***					791423 00 0 00 0000	956
Noise reduction set for acrylic bathtubs****					791368 00 0 00 0000	177

Infobox: The bathtub handle cannot be ordered separately, only mounted on the bathtub. The price does include the installation and the handle itself. / * pipe interrupt or faucet with safety against backflow according to DIN EN 1717 necessary, connection hose # 790188 is recommended / ** pipe interrupt mandatory, connection hose # 790166 is recommended / *** not suitable for bathtubs with LED coloured light / **** not suitable for bathtubs with LED coloured light. The noise reduction set cannot be mounted together with a polystyrene support. For further information concerning noise protection, please consider the chapter „Noise reduction sets for bath-/whirltubs and shower trays“

Paiova Design by E00S

Bathtub with one backrest slope right, with integrated acrylic panel front and support frame
sanitary acrylic



	A	B	C	D	E	F	G	H	I	J	K
7X0267	1700	1300	620	1830	1045	830	1215	1515	435	75	730
7X0269	1800	1400	680	1937	1140	870	1320	1620	465	75	780

Length mm	Width mm	Depth/Height mm	Capacity l	Weight kg	Model-No.	Euro
						White - 00
Bathtub						
1700	1300	460	225	70,5	700267 00 0 00 0000	3.119
1800	1400	460	295	80,0	700269 00 0 00 0000	3.258
Suitable equipment for Bathtub						
LED coloured light, with remote control for bathtubs, (white -00, chrome -10)					790840 00 0 00 * 00	3.314
Bathtub handle, chrome					792804 00 0 00 1000	364
Suitable accessories for Bathtub						
Headrest, white					790001 00 0 00 0000	131
Bathtub anchors					790103 00 0 00 0000	45
Rubber profile					790126 00 0 00 0000	25
Waste and overflow Quadroval, chrome					792210 00 0 00 1000	186
Waste and overflow Quadroval, with water inlet, chrome*					792211 00 0 00 1000	530
Waste and overflow Quadroval, with base inlet, chrome**					791235 00 0 00 1000	582
Noise reduction set for acrylic bathtubs****					791368 00 0 00 0000	177

Infobox: The bathtub handle cannot be ordered separately, only mounted on the bathtub. The price does include the installation and the handle itself.
/ * pipe interrupt or faucet with safety against backflow according to DIN EN 1717 necessary, connection hose # 790188 is recommended / ** pipe interrupt mandatory, connection hose # 790166 is recommended / **** not suitable for bathtubs with LED coloured light. The noise reduction set cannot be mounted together with a polystyrene support. For further information concerning noise protection, please consider the chapter „Noise reduction sets for bath-/whirtubs and shower trays“

Shower + Bath Product Information

Information regarding scope of delivery



The following items are included in the delivery of our Shower + Bath:

- Glass profile
- Shower Screen
- Mounted door
- Pad white
- Panel made of DuraSolid A®
- mounted support frame (without image)
- Skirting made of DuraSolid A®

The door of the Shower + Bath is opened and covered by the pad when it is unused and could be used as a walk in shower with a very precise and clear design. Multiple use of the pad in the whole shower and bath area: useable as adjustable backrest while bathing, as a seat and shelf.

Technical information

Door

Glass: 10 mm toughened safety glass manufactured to EN 12150-1

Seal: silicone rubber

Handrail: chrome-plated brass

Pad

Polyurethane with steel core

Special waste and overflow

With closed outlet drain the door cannot be opened. No power connection required.

The special waste and overflow is not part of the delivery and must be ordered separately.

Please order 791246 00 0 00 1000 (without water inlet) or 791249 00 0 00 1000 (with water inlet).

Glass profile

Aluminium

Shower Screen

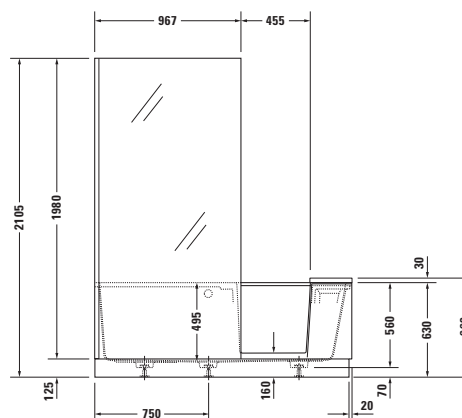
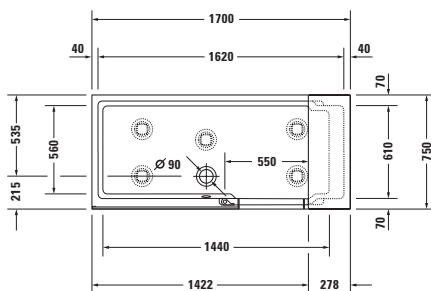
8 mm toughened safety glass manufactured to EN 12150-1 with partially white ceramic printing or completely mirrored.

Drilling of tap holes on bath rim for taps is not possible for Shower + Bath range.

Shower + Bath Design by E00S

Bathtub corner left, with mounted door, with support frame

DuraSolid® A



Length mm	Width mm	Depth/Height mm	Capacity l	Weight kg	Model-No.	Euro
						White - 00
Bathtub, transparent glass, corner left						
1700	750	2105	285	165,0	700403 00 0 00 0000	6.800
Bathtub, mirror glass, corner left						
1700	750	2105	285	165,0	700403 00 0 10 0000	7.185
Necessary accessories for Bathtub						
Waste and overflow Quadroval, chrome					791246 00 0 00 1000	646
Waste and overflow Quadroval, with water inlet, chrome*					791249 00 0 00 1000	991
Suitable accessories for Bathtub						
Rubber profile					790126 00 0 00 0000	25

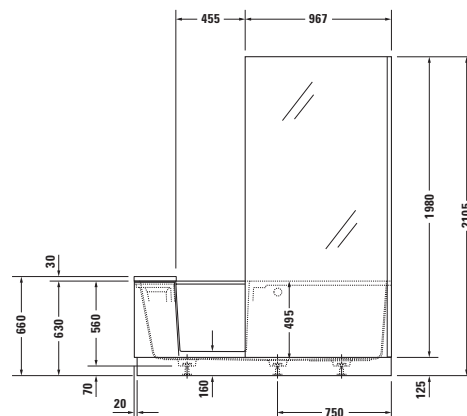
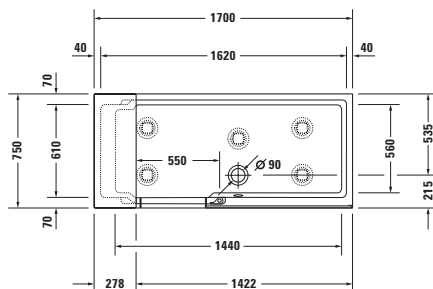
Infobox: included in delivery:

- Pad
- mounted door
- skirting
- mounted support frame
- Shower Screen
- Glass profile
- panel / * pipe interrupt or faucet with safety against backflow according to DIN EN 1717 necessary, connection hose # 790166 is recommended / Bathtub only available with waste and overflow # 791246 00 0 00 1000 or # 791249 00 0 00 1000. Waste and overflow is not included in the bath code, and has to be ordered separately.

Shower + Bath Design by E00S

Bathtub corner right, with mounted door, with support frame

DuraSolid® A



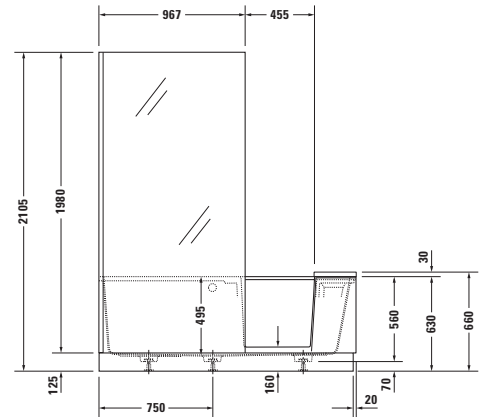
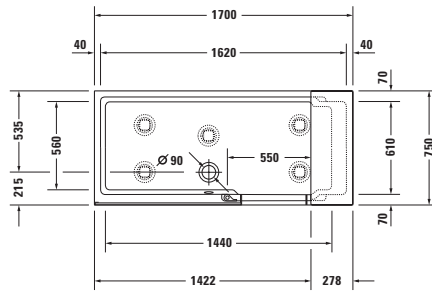
Length mm	Width mm	Depth/Height mm	Capacity l	Weight kg	Model-No.	Euro
						White - 00
Bathtub, transparent glass, corner right						
1700	750	2105	285	165,0	700404 00 0 00 0000	6.800
Bathtub, mirror glass, corner right						
1700	750	2105	285	165,0	700404 00 0 10 0000	7.185
Necessary accessories for Bathtub						
Waste and overflow Quadroval, chrome					791246 00 0 00 1000	646
Waste and overflow Quadroval, with water inlet, chrome*					791249 00 0 00 1000	991
Suitable accessories for Bathtub						
Rubber profile					790126 00 0 00 0000	25

Infobox: included in delivery:

- Pad
- mounted door
- skirting
- mounted support frame
- Shower Screen
- Glass profile
- panel / * pipe interrupt or faucet with safety against backflow according to DIN EN 1717 necessary, connection hose # 790166 is recommended / Bathtub only available with waste and overflow # 791246 00 0 00 1000 or # 791249 00 0 00 1000. Waste and overflow is not included in the bath code, and has to be ordered separately.

Shower + Bath Design by E00S

Bathtub version for niche, glass left, with mounted door, with support frame
DuraSolid® A



Length mm	Width mm	Depth/Height mm	Capacity l	Weight kg	Model-No.	Euro
						White - 00
Bathtub, transparent glass left, niche						
1700	750	2105	285	165,0	700454 00 0 00 0000	6.800
Bathtub, mirror glass left, niche						
1700	750	2105	285	165,0	700454 00 0 10 0000	7.185
Necessary accessories for Bathtub						
Waste and overflow Quadroval, chrome					791246 00 0 00 1000	646
Waste and overflow Quadroval, with water inlet, chrome*					791249 00 0 00 1000	991
Suitable accessories for Bathtub						
Rubber profile					790126 00 0 00 0000	25

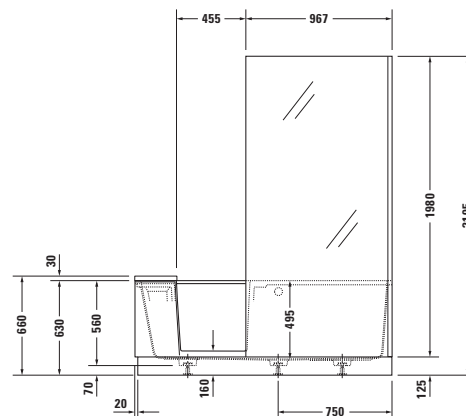
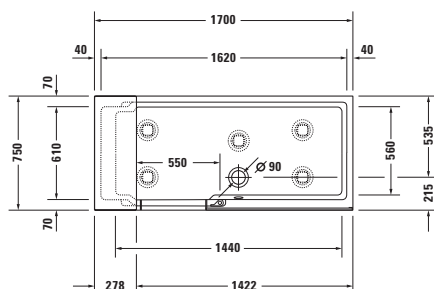
Infobox: included in delivery:

- Pad
- mounted door
- skirting
- mounted support frame
- Shower Screen
- Glass profile
- panel / * pipe interrupt or faucet with safety against backflow according to DIN EN 1717 necessary, connection hose # 790166 is recommended / Bathtub only available with waste and overflow # 791246 00 0 00 1000 or # 791249 00 0 00 1000. Waste and overflow is not included in the bath code, and has to be ordered separately.

Shower + Bath Design by E00S

Bathtub version for niche, glass right, with mounted door, with support frame

DuraSolid® A



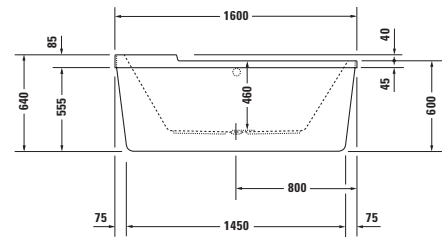
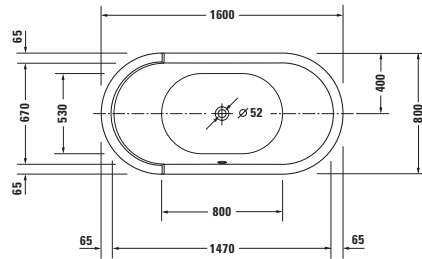
Length mm	Width mm	Depth/Height mm	Capacity l	Weight kg	Model-No.	Euro
						White - 00
Bathtub, transparent glass right, niche						
1700	750	2105	285	165,0	700455 00 0 00 0000	6.800
Bathtub, mirror glass right, niche						
1700	750	2105	285	165,0	700455 00 0 10 0000	7.185
Necessary accessories for Bathtub						
Waste and overflow Quadroval, chrome					791246 00 0 00 1000	646
Waste and overflow Quadroval, with water inlet, chrome*					791249 00 0 00 1000	991
Suitable accessories for Bathtub						
Rubber profile					790126 00 0 00 0000	25

Infobox: included in delivery:

- Pad
- mounted door
- skirting
- mounted support frame
- Shower Screen
- Glass profile
- panel / * pipe interrupt or faucet with safety against backflow according to DIN EN 1717 necessary, connection hose # 790166 is recommended / Bathtub only available with waste and overflow # 791246 00 0 00 1000 or # 791249 00 0 00 1000. Waste and overflow is not included in the bath code, and has to be ordered separately.

Starck Design by Philippe Starck

Bathtub oval, freestanding, with two backrest slopes, with acrylic panel and support frame
sanitary acrylic

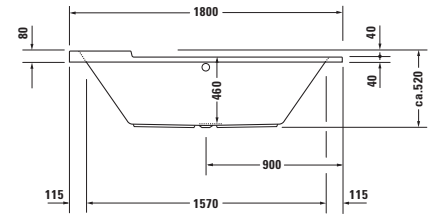
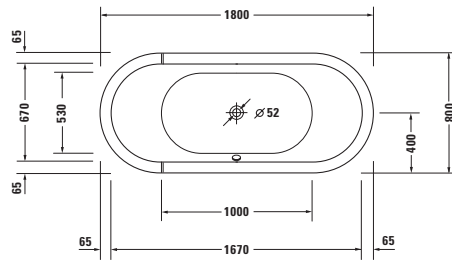


Length mm	Width mm	Depth/Height mm	Capacity l	Weight kg	Model-No.	Euro
						White - 00
Bathtub						
1600	800	460	140	46,0	700409 00 0 00 0000	3.883
Suitable equipment for Bathtub						
LED coloured light, with remote control for bathtubs, (white -00, chrome -10)					790840 00 0 00 * 00	3.314
Bathtub handle, chrome					792804 00 0 00 1000	364
Suitable accessories for Bathtub						
Waste and overflow Quadroval, chrome					792208 00 0 00 1000	186
Waste and overflow Quadroval, with water inlet, chrome*					792209 00 0 00 1000	530

Infobox: The bathtub handle cannot be ordered separately, only mounted on the bathtub. The price does include the installation and the handle itself. / * pipe interrupt or faucet with safety against backflow according to DIN EN 1717 necessary, connection hose # 790188 is recommended

Starck Design by Philippe Starck

Bathtub oval, built-in, with two backrest slopes
sanitary acrylic

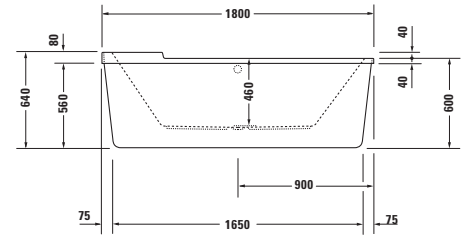
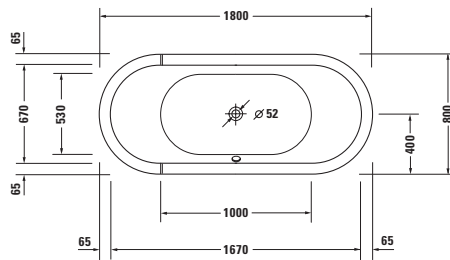


Length mm	Width mm	Depth/Height mm	Capacity l	Weight kg	Model-No.	Euro
						White - 00
Bathtub						
1800	800	460	170	26,0	700009 00 0 00 0000	2.195
Suitable equipment for Bathtub						
LED coloured light, with remote control for bathtubs, (white -00, chrome -10)					790840 00 0 00 * *00	3.314
Bathtub handle, chrome					792804 00 0 00 1000	364
Suitable accessories for Bathtub						
Support frame, with length > 1000 mm					790100 00 0 00 0000	107
Waste and overflow Quadroval, chrome					792206 00 0 00 1000	186
Waste and overflow Quadroval, with water inlet, chrome*					792207 00 0 00 1000	459
Waste and overflow Quadroval, with base inlet, chrome**					791226 00 0 00 1000	597
Support, for # 700009***					790414 00 0 00 0000	907

Infobox: The bathtub handle cannot be ordered separately, only mounted on the bathtub. The price does include the installation and the handle itself.
/ * pipe interrupt or faucet with safety against backflow according to DIN EN 1717 necessary, connection hose # 790188 is recommended / ** pipe interrupt mandatory, connection hose # 790166 is recommended / *** not suitable for bathtubs with LED coloured light

Starck Design by Philippe Starck

Bathtub oval, freestanding, with two backrest slopes, with acrylic panel and support frame
sanitary acrylic

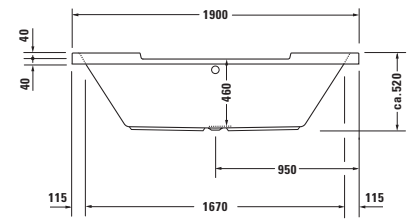
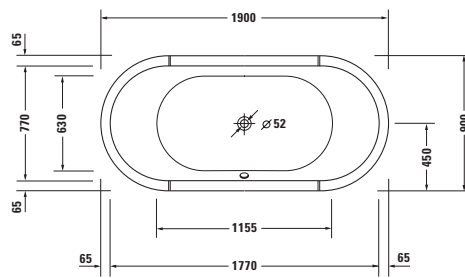


Length mm	Width mm	Depth/Height mm	Capacity l	Weight kg	Model-No.	Euro
						White - 00
Bathtub						
1800	800	460	170	58,0	700010 00 0 00 0000	6.442
Suitable equipment for Bathtub						
LED coloured light, with remote control for bathtubs, (white -00, chrome -10)					790840 00 0 00 * *00	3.314
Bathtub handle, chrome					792804 00 0 00 1000	364
Suitable accessories for Bathtub						
Waste and overflow Quadroval, chrome					792208 00 0 00 1000	186
Waste and overflow Quadroval, with water inlet, chrome*					792209 00 0 00 1000	530
Waste and overflow Quadroval, with base inlet, chrome**					791228 00 0 00 1000	630

Infobox: The bathtub handle cannot be ordered separately, only mounted on the bathtub. The price does include the installation and the handle itself.
/ * pipe interrupt or faucet with safety against backflow according to DIN EN 1717 necessary, connection hose # 790188 is recommended / ** pipe interrupt mandatory, connection hose # 790166 is recommended

Starck Design by Philippe Starck

Bathtub oval, built-in, with two backrest slopes
sanitary acrylic

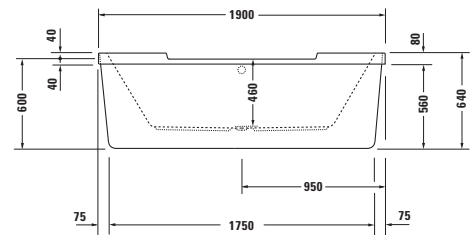
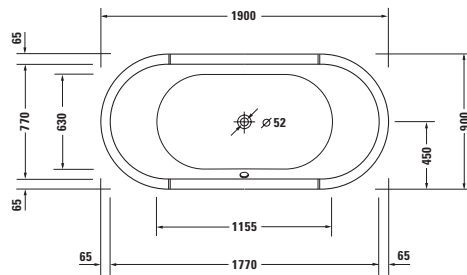


Length mm	Width mm	Depth/Height mm	Capacity l	Weight kg	Model-No.	Euro
						White - 00
Bathtub						
1900	900	460	225	32,0	700011 00 0 00 0000	2.565
Suitable equipment for Bathtub						
LED coloured light, with remote control for bathtubs, (white -00, chrome -10)					790840 00 0 00 * *00	3.314
Bathtub handle, chrome					792804 00 0 00 1000	364
Suitable accessories for Bathtub						
Support frame, with length > 1000 mm					790100 00 0 00 0000	107
Waste and overflow Quadroval, chrome					792206 00 0 00 1000	186
Waste and overflow Quadroval, with water inlet, chrome*					792207 00 0 00 1000	459
Waste and overflow Quadroval, with base inlet, chrome**					791226 00 0 00 1000	597
Support, for # 700011***					790415 00 0 00 0000	950

Infobox: The bathtub handle cannot be ordered separately, only mounted on the bathtub. The price does include the installation and the handle itself.
/ * pipe interrupt or faucet with safety against backflow according to DIN EN 1717 necessary, connection hose # 790188 is recommended / ** pipe interrupt mandatory, connection hose # 790166 is recommended / *** not suitable for bathtubs with LED coloured light

Starck Design by Philippe Starck

Bathtub oval, freestanding, with two backrest slopes, with acrylic panel and support frame
sanitary acrylic

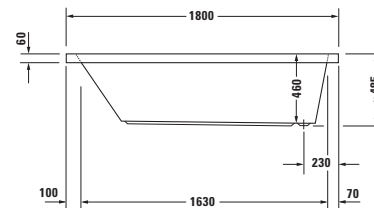
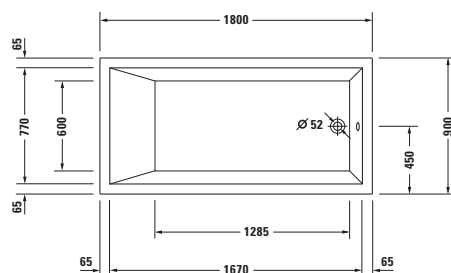


Length mm	Width mm	Depth/Height mm	Capacity l	Weight kg	Model-No.	Euro
						White - 00
Bathtub						
1900	900	460	225	72,0	700012 00 0 00 0000	7.362
Suitable equipment for Bathtub						
LED coloured light, with remote control for bathtubs, (white -00, chrome -10)					790840 00 0 00 * *00	3.314
Bathtub handle, chrome					792804 00 0 00 1000	364
Suitable accessories for Bathtub						
Waste and overflow Quadroval, chrome					792208 00 0 00 1000	186
Waste and overflow Quadroval, with water inlet, chrome*					792209 00 0 00 1000	530
Waste and overflow Quadroval, with base inlet, chrome**					791228 00 0 00 1000	630

Infobox: The bathtub handle cannot be ordered separately, only mounted on the bathtub. The price does include the installation and the handle itself.
/ * pipe interrupt or faucet with safety against backflow according to DIN EN 1717 necessary, connection hose # 790188 is recommended / ** pipe interrupt mandatory, connection hose # 790166 is recommended

Starck Design by Philippe Starck

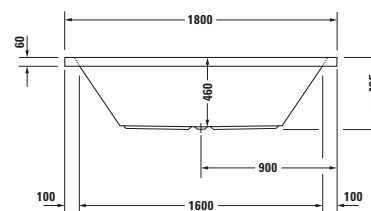
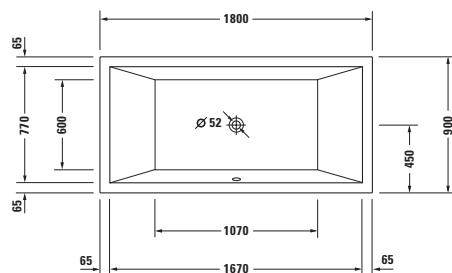
Bathtub rectangle, built-in or for panel, with one backrest slope, with overflow
sanitary acrylic



Length mm	Width mm	Depth/Height mm	Capacity l	Weight kg	Model-No.	Euro
						White - 00
Bathtub						
1800	900	460	301	43,0	700050 00 0 00 0000	1.763
Suitable equipment for Bathtub						
LED coloured light, with remote control for bathtubs, (white -00, chrome -10)					790840 00 0 00 * *00	3.314
Bathtub handle, chrome					792804 00 0 00 1000	364
Suitable accessories for Bathtub						
Support frame, with length > 1000 mm					790100 00 0 00 0000	107
Bathtub anchors					790103 00 0 00 0000	45
Rubber profile					790126 00 0 00 0000	25
Waste and overflow Quadroval, chrome					792200 00 0 00 1000	146
Waste and overflow Quadroval, with water inlet, chrome*					792201 00 0 00 1000	424
Support, for # 700050***					790450 00 0 00 0000	396
Noise reduction set for acrylic bathtubs****					791368 00 0 00 0000	177
Suitable panels s.p. 511/512						

Infobox: The bathtub handle cannot be ordered separately, only mounted on the bathtub. The price does include the installation and the handle itself. / * pipe interrupt or faucet with safety against backflow according to DIN EN 1717 necessary, connection hose # 790188 is recommended / *** not suitable for bathtubs with LED coloured light / **** not suitable for bathtubs with LED coloured light. The noise reduction set cannot be mounted together with a polystyrene support. For further information concerning noise protection, please consider the chapter „Noise reduction sets for bath-/whirltubs and shower trays“

Starck Design by Philippe Starck

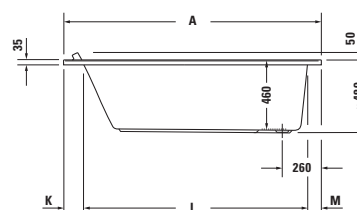
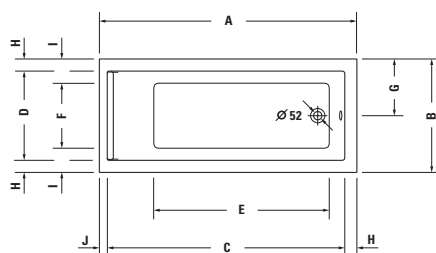
Bathtub rectangle, built-in or for panel, with two backrest slopes, with overflow
 sanitary acrylic


Length mm	Width mm	Depth/Height mm	Capacity l	Weight kg	Model-No.	Euro
						White - 00
Bathtub						
1800	900	460	252	42,5	700052 00 0 00 0000	1.763
Suitable equipment for Bathtub						
LED coloured light, with remote control for bathtubs, (white -00, chrome -10)					790840 00 0 00 * *00	3.314
Bathtub handle, chrome					792804 00 0 00 1000	364
Suitable accessories for Bathtub						
Support frame, with length > 1000 mm					790100 00 0 00 0000	107
Bathtub anchors					790103 00 0 00 0000	45
Rubber profile					790126 00 0 00 0000	25
Waste and overflow Quadroval, chrome					792206 00 0 00 1000	186
Waste and overflow Quadroval, with water inlet, chrome*					792207 00 0 00 1000	459
Support, for # 700052					792400 00 0 00 0000	396
Noise reduction set for acrylic bathtubs****					791368 00 0 00 0000	177
Suitable panels s.p. 511/512						

Infobox: The bathtub handle cannot be ordered separately, only mounted on the bathtub. The price does include the installation and the handle itself. / * pipe interrupt or faucet with safety against backflow according to DIN EN 1717 necessary, connection hose # 790188 is recommended / *** not suitable for bathtubs with LED coloured light / **** not suitable for bathtubs with LED coloured light. The noise reduction set cannot be mounted together with a polystyrene support. For further information concerning noise protection, please consider the chapter „Noise reduction sets for bath-/whirltubs and shower trays“

Starck Design by Philippe Starck

Bathtub rectangle, built-in or for panel, with one backrest slope
sanitary acrylic



	A	B	C	D	E	F	G	H	I	J	K	L	M	N
7X0331	1500	700	1380	560	910	350	350	70	175	50	130	1290	80	1480
7X0332	1500	750	1380	610	910	400	375	70	175	50	130	1290	80	1480
7X0333	1600	700	1480	560	1025	360	350	70	170	50	130	1390	80	1580
7X0334	1700	700	1580	560	1160	360	350	70	170	50	130	1490	80	1680
7X0335	1700	750	1570	590	1160	390	375	80	180	50	130	1490	80	1680
7X0336	1700	800	1570	640	1160	440	400	80	180	50	130	1490	80	1680
7X0337	1700	900	1570	740	1160	540	450	80	180	50	130	1490	80	1680

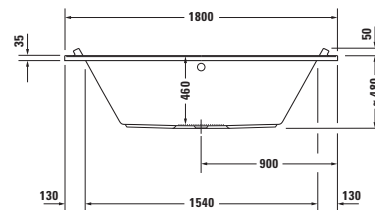
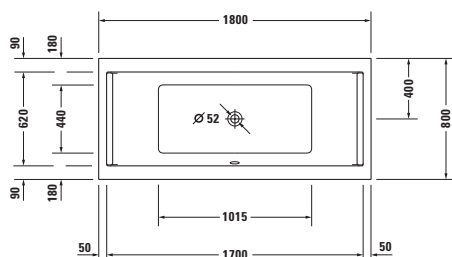
Length mm	Width mm	Depth/Height mm	Capacity l	Weight kg	Model-No.	Euro
						White - 00
Bathtub						
1500	700	460	121	24,0	700331 00 0 00 0000	796
1500	750	460	140	24,5	700332 00 0 00 0000	796
1600	700	460	135	26,0	700333 00 0 00 0000	796
1700	700	460	155	27,5	700334 00 0 00 0000	802
1700	750	460	165	29,0	700335 00 0 00 0000	802
1700	800	460	186	29,5	700336 00 0 00 0000	866
1700	900	460	221	33,5	700337 00 0 00 0000	913
Suitable equipment for Bathtub						
LED coloured light, with remote control for bathtubs, (white -00, chrome -10)					790840 00 0 00 * *00	3.314
Bathtub handle, chrome					792804 00 0 00 1000	364
Suitable accessories for Bathtub						
Headrest, white					790010 00 0 00 0000	137
Support frame, with length > 1000 mm					790100 00 0 00 0000	107
Bathtub anchors					790103 00 0 00 0000	45
Rubber profile					790126 00 0 00 0000	25
Waste and overflow Quadroval, chrome					792200 00 0 00 1000	146
Waste and overflow Quadroval, with water inlet, chrome*					792201 00 0 00 1000	424
Support, for # 700331***					791439 00 0 00 0000	400
Support, for # 700332***					791440 00 0 00 0000	400
Support, for # 700333***					791441 00 0 00 0000	405
Support, for # 700334***					791442 00 0 00 0000	405
Support, for # 700335***					791443 00 0 00 0000	416
Support, for # 700336***					791444 00 0 00 0000	433
Support, for # 700337***					791445 00 0 00 0000	533
Noise reduction set for acrylic bathtubs****					791368 00 0 00 0000	177
Suitable panels s.p. 511/512						
Suitable acrylic panels s.p. 666						

Infobox: The bathtub handle cannot be ordered separately, only mounted on the bathtub. The price does include the installation and the handle itself. / * pipe interrupt or faucet with safety against backflow according to DIN EN 1717 necessary, connection hose # 790188 is recommended / *** not suitable for bathtubs with LED coloured light / **** not suitable for bathtubs with LED coloured light. The noise reduction set cannot be mounted together with a polystyrene support. For further information concerning noise protection, please consider the chapter „Noise reduction sets for bath-/whirltubs and shower trays“

Starck Design by Philippe Starck

Bathtub rectangle, built-in or for panel, with two backrest slopes

sanitary acrylic

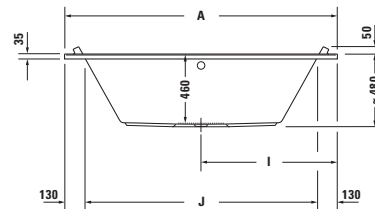
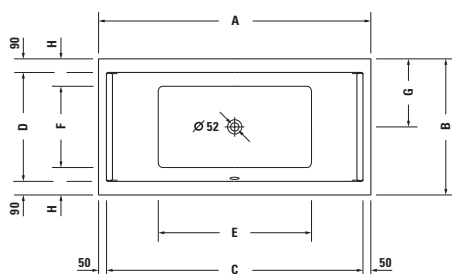


Length mm	Width mm	Depth/Height mm	Capacity l	Weight kg	Model-No.	Euro
						White - 00
Bathtub						
1800	800	460	174	31,5	700338 00 0 00 0000	981
Suitable equipment for Bathtub						
LED coloured light, with remote control for bathtubs, (white -00, chrome -10)					790840 00 0 00 * *00	3.314
Bathtub handle, chrome					792804 00 0 00 1000	364
Suitable accessories for Bathtub						
Headrest, white					790010 00 0 00 0000	137
Support frame, with length > 1000 mm					790100 00 0 00 0000	107
Bathtub anchors					790103 00 0 00 0000	45
Rubber profile					790126 00 0 00 0000	25
Waste and overflow Quadroval, chrome					792202 00 0 00 1000	186
Waste and overflow Quadroval, with water inlet, chrome*					792203 00 0 00 1000	459
Waste and overflow Quadroval, with base inlet, chrome**					791226 00 0 00 1000	597
Support, for # 700338***					791446 00 0 00 0000	405
Noise reduction set for acrylic bathtubs****					791368 00 0 00 0000	177
Suitable panels s.p. 511/512						
Suitable acrylic panels s.p. 666						

Infobox: The bathtub handle cannot be ordered separately, only mounted on the bathtub. The price does include the installation and the handle itself. / * pipe interrupt or faucet with safety against backflow according to DIN EN 1717 necessary, connection hose # 790188 is recommended / ** pipe interrupt mandatory, connection hose # 790166 is recommended / *** not suitable for bathtubs with LED coloured light / **** not suitable for bathtubs with LED coloured light. The noise reduction set cannot be mounted together with a polystyrene support. For further information concerning noise protection, please consider the chapter „Noise reduction sets for bath-/whirltubs and shower trays“

Starck Design by Philippe Starck

Bathtub rectangle, built-in or for panel, with two backrest slopes
sanitary acrylic



	A	B	C	D	E	F	G	H	I	J
7X0339	1800	900	1700	620	1015	540	400	180	900	1540
7X0340	1900	900	1800	720	1115	540	450	180	950	1640
7X0341	2000	1000	1900	820	1215	640	500	180	1000	1740

Length mm	Width mm	Depth/Height mm	Capacity l	Weight kg	Model-No.	Euro
						White - 00
Bathtub						
1800	900	460	212	32,5	700339 00 0 00 0000	1.038
1900	900	460	241	33,6	700340 00 0 00 0000	1.211
2000	1000	460	309	39,5	700341 00 0 00 0000	1.443
Suitable equipment for Bathtub						
LED coloured light, with remote control for bathtubs, (white -00, chrome -10)					790840 00 0 00 * *00	3.314
Bathtub handle, chrome					792804 00 0 00 1000	364
Suitable accessories for Bathtub						
Headrest, white					790010 00 0 00 0000	137
Support frame, with length > 1000 mm					790100 00 0 00 0000	107
Bathtub anchors					790103 00 0 00 0000	45
Rubber profile					790126 00 0 00 0000	25
Waste and overflow Quadroval, chrome					792206 00 0 00 1000	186
Waste and overflow Quadroval, with water inlet, chrome*					792207 00 0 00 1000	459
Waste and overflow Quadroval, with base inlet, chrome**					791226 00 0 00 1000	597
Support, for # 700339***					791447 00 0 00 0000	533
Support, for # 700340***					791448 00 0 00 0000	655
Support, for # 700341***					791449 00 0 00 0000	793
Noise reduction set for acrylic bathtubs****					791368 00 0 00 0000	177
Suitable panels s.p. 511/512						
Suitable acrylic panels s.p. 666						


Infobox: The bathtub handle cannot be ordered separately, only mounted on the bathtub. The price does include the installation and the handle itself. / * pipe interrupt or faucet with safety against backflow according to DIN EN 1717 necessary, connection hose # 790188 is recommended / ** pipe interrupt mandatory, connection hose # 790166 is recommended / *** not suitable for bathtubs with LED coloured light / **** not suitable for bathtubs with LED coloured light. The noise reduction set cannot be mounted together with a polystyrene support. For further information concerning noise protection, please consider the chapter „Noise reduction sets for bath-/whirltubs and shower trays“

Starck Design by Philippe Starck


Product Information

Panel	Acryl	82 Acrylic White	Basic material: 8 mm Acryl solid-coloured in white.
--------------	--------------	-------------------------	--

Starck Design by Philippe Starck


Description	mm	Model-No.	Euro	Euro	Euro	Euro
			Pricegroup 1			
						
Panel						
for corner left						
for # 7X0331 (1500 x 700 mm)	1490 x 690	ST 8908	1.129			
for # 7X0332 (1500 x 750 mm)	1490 x 740	ST 8909	1.129			
for # 7X0333 (1600 x 700 mm)	1590 x 690	ST 8785	1.129			
for # 7X0334 (1700 x 700 mm)	1690 x 690	ST 8786	1.129			
for # 7X0335 (1700 x 750 mm)	1690 x 740	ST 8787	1.129			
for # 7X0336 (1700 x 800 mm)	1690 x 790	ST 8910	1.129			
for # 7X0337 (1700 x 900 mm)	1690 x 890	ST 8911	1.129			
for # 7X0338 (1800 x 800 mm)	1790 x 790	ST 8788	1.129			
for # 7X0050 (1800 x 900 mm), for # 7X0052 (1800 x 900 mm), for # 7X0339 (1800 x 900 mm)	1790 x 890	ST 8912	1.129			
for # 7X0340 (1900 x 900 mm)	1890 x 890	ST 8906	1.194			
for # 7X0341 (2000 x 1000 mm)	1990 x 990	ST 8907	1.194			

Infobox: For bathtubs a support frame # 790100 is required for the installation of the panel. The support frame must be ordered separately / For bathtubs a support frame # 790100 is required for the installation of the panel. The support frame must be ordered separately / Heights of Starck series: Height bathtub panel = 555 mm, Height bathtub panel incl. 10 mm shadow gap = 565 mm, overall height incl. bathtub rim 35 mm (for # 7X0050, 7X0052 60 mm) = 600 mm (625 mm)


						
Panel						
for corner right						
for # 7X0331 (1500 x 700 mm)	1490 x 690	ST 8915	1.129			
for # 7X0332 (1500 x 750 mm)	1490 x 740	ST 8916	1.129			
for # 7X0333 (1600 x 700 mm)	1590 x 690	ST 8780	1.129			
for # 7X0334 (1700 x 700 mm)	1690 x 690	ST 8781	1.129			
for # 7X0335 (1700 x 750 mm)	1690 x 740	ST 8782	1.129			
for # 7X0336 (1700 x 800 mm)	1690 x 790	ST 8917	1.129			
for # 7X0337 (1700 x 900 mm)	1690 x 890	ST 8918	1.129			
for # 7X0338 (1800 x 800 mm)	1790 x 790	ST 8783	1.129			
for # 7X0050 (1800 x 900 mm), for # 7X0052 (1800 x 900 mm), for # 7X0339 (1800 x 900 mm)	1790 x 890	ST 8919	1.129			
for # 7X0340 (1900 x 900 mm)	1890 x 890	ST 8904	1.194			
for # 7X0341 (2000 x 1000 mm)	1990 x 990	ST 8905	1.194			

Infobox: For bathtubs a support frame # 790100 is required for the installation of the panel. The support frame must be ordered separately / Heights of Starck series: Height bathtub panel = 555 mm, Height bathtub panel incl. 10 mm shadow gap = 565 mm, overall height incl. bathtub rim 35 mm (for # 7X0050, 7X0052 60 mm) = 600 mm (625 mm)

Starck Design by Philippe Starck

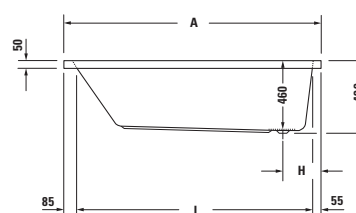
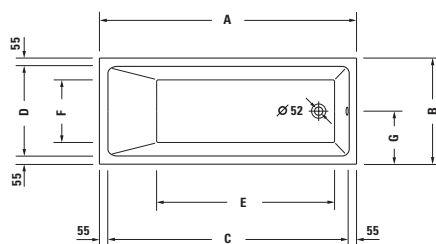
Description	mm	Model-No.	Euro	Euro	Euro	Euro
			Pricegroup 1			
						
Panel						
for back-to-wall						
for # 7X0331 (1500 x 700 mm)	1480 x 690	ST 8922	1.476			
for # 7X0332 (1500 x 750 mm)	1480 x 740	ST 8923	1.476			
for # 7X0333 (1600 x 700 mm)	1580 x 690	ST 8775	1.476			
for # 7X0334 (1700 x 700 mm)	1680 x 690	ST 8776	1.476			
for # 7X0335 (1700 x 750 mm)	1680 x 740	ST 8777	1.476			
for # 7X0336 (1700 x 800 mm)	1680 x 790	ST 8924	1.476			
for # 7X0337 (1700 x 900 mm)	1680 x 890	ST 8925	1.476			
for # 7X0338 (1800 x 800 mm)	1780 x 790	ST 8778	1.476			
for # 7X0050 (1800 x 900 mm), for # 7X0052 (1800 x 900 mm), for # 7X0339 (1800 x 900 mm)	1780 x 890	ST 8926	1.476			
for # 7X0340 (1900 x 900 mm)	1880 x 890	ST 8902	1.548			
for # 7X0341 (2000 x 1000 mm)	1980 x 990	ST 8903	1.548			

Infobox: For bathtubs a support frame # 790100 is required for the installation of the panel. The support frame must be ordered separately / For bathtubs a support frame # 790100 is required for the installation of the panel. The support frame must be ordered separately / Heights of Starck series: Height bathtub panel = 555 mm, Height bathtub panel incl. 10 mm shadow gap = 565 mm, overall height incl. bathtub rim 35 mm (for # 7X0050, 7X0052 60 mm) = 600 mm (625 mm)

						
Panel						
for niche						
for # 7X0331 (1500 x 700 mm), for # 7X0332 (1500 x 750 mm)	1490	ST 8936	888			
for # 7X0333 (1600 x 700 mm)	1590	ST 8937	888			
for # 7X0334 (1700 x 700 mm), for # 7X0335 (1700 x 750 mm), for # 7X0336 (1700 x 800 mm), for # 7X0337 (1700 x 900 mm)	1690	ST 8938	888			
for # 7X0050 (1800 x 900 mm), for # 7X0052 (1800 x 900 mm), for # 7X0338 (1800 x 800 mm), for # 7X0339 (1800 x 900 mm)	1790	ST 8939	888			
for # 7X0340 (1900 x 900 mm)	1890	ST 8941	912			
for # 7X0341 (2000 x 1000 mm)	1990	ST 8942	912			

Infobox: For bathtubs a support frame # 790100 is required for the installation of the panel. The support frame must be ordered separately / Heights of Starck series: Height bathtub panel = 555 mm, Height bathtub panel incl. 10 mm shadow gap = 565 mm, overall height incl. bathtub rim 35 mm (for # 7X0050, 7X0052 60 mm) = 600 mm (625 mm)

Vero Air Design by Duravit

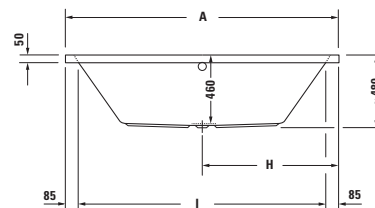
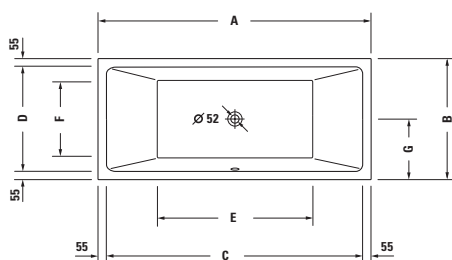
Bathtub rectangle, built-in, with one backrest slope
 sanitary acrylic


	A	B	C	D	E	F	G	H	I
7X0411	1700	700	1590	590	1175	410	350	250	1560
7X0412	1700	750	1590	640	1175	460	375	250	1560

Length mm	Width mm	Depth/Height mm	Capacity l	Weight kg	Model-No.	Euro
						White - 00
Bathtub						
1700	700	460	115	27,0	700411 00 0 00 0000	879
1700	750	460	135	30,0	700412 00 0 00 0000	902
Suitable equipment for Bathtub						
LED coloured light, with remote control for bathtubs, (white -00, chrome -10)					790840 00 0 00 * 00	3.314
Bathtub handle, chrome					792804 00 0 00 1000	364
Suitable accessories for Bathtub						
Support frame, with length > 1000 mm					790100 00 0 00 0000	107
Bathtub anchors					790103 00 0 00 0000	45
Rubber profile					790126 00 0 00 0000	25
Waste and overflow Quadroval, chrome					792200 00 0 00 1000	146
Waste and overflow Quadroval, with water inlet, chrome*					792201 00 0 00 1000	424
Support, for # 700411***					792414 00 0 00 0000	318
Support, for # 700412***					792415 00 0 00 0000	296
Noise reduction set for acrylic bathtubs****					791368 00 0 00 0000	177

Infobox: The bathtub handle cannot be ordered separately, only mounted on the bathtub. The price does include the installation and the handle itself. / * pipe interrupt or faucet with safety against backflow according to DIN EN 1717 necessary, connection hose # 790188 is recommended / *** not suitable for bathtubs with LED coloured light / **** not suitable for bathtubs with LED coloured light. The noise reduction set cannot be mounted together with a polystyrene support. For further information concerning noise protection, please consider the chapter „Noise reduction sets for bath-/whirltubs and shower trays“

Vero Air Design by Duravit

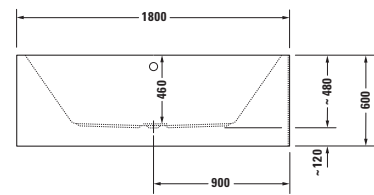
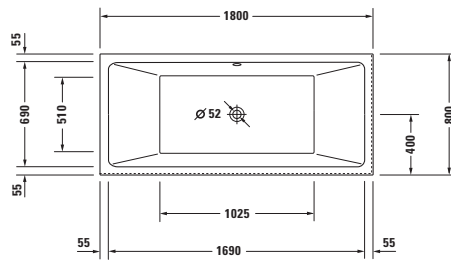
Bathtub rectangle, built-in, with two backrest slopes
 sanitary acrylic


	A	B	C	D	E	F	G	H	I
7X0413	1800	800	1690	690	1025	510	400	900	1630
7X0414	1900	900	1790	790	1125	610	450	950	1730

Length mm	Width mm	Depth/Height mm	Capacity l	Weight kg	Model-No.	Euro
						White - 00
Bathtub						
1800	800	460	217	35,0	700413 00 0 00 0000	1.264
1900	900	460	306	40,0	700414 00 0 00 0000	1.462
Suitable equipment for Bathtub						
LED coloured light, with remote control for bathtubs, (white -00, chrome -10)					790840 00 0 00 * 00	3.314
Bathtub handle, chrome					792804 00 0 00 1000	364
Suitable accessories for Bathtub						
Support frame, with length > 1000 mm					790100 00 0 00 0000	107
Bathtub anchors					790103 00 0 00 0000	45
Rubber profile					790126 00 0 00 0000	25
Waste and overflow Quadroval, chrome					792206 00 0 00 1000	186
Waste and overflow Quadroval, with water inlet, chrome*					792207 00 0 00 1000	459
Waste and overflow Quadroval, with base inlet, chrome**					791228 00 0 00 1000	630
Support, for # 700413***					792416 00 0 00 0000	333
Support, for # 700414***					792417 00 0 00 0000	409
Noise reduction set for acrylic bathtubs****					791368 00 0 00 0000	177

Infobox: The bathtub handle cannot be ordered separately, only mounted on the bathtub. The price does include the installation and the handle itself. / * pipe interrupt or faucet with safety against backflow according to DIN EN 1717 necessary, connection hose # 790188 is recommended / ** pipe interrupt mandatory, connection hose # 790166 is recommended / *** not suitable for bathtubs with LED coloured light / **** not suitable for bathtubs with LED coloured light. The noise reduction set cannot be mounted together with a polystyrene support. For further information concerning noise protection, please consider the chapter „Noise reduction sets for bath-/whirltubs and shower trays“

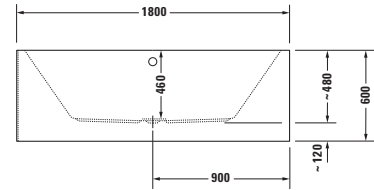
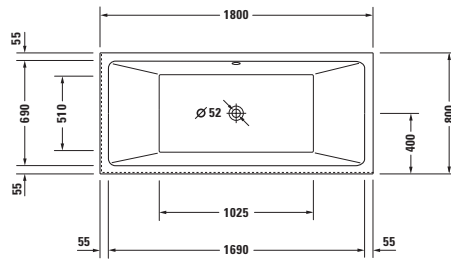
Vero Air Design by Duravit

Bathtub corner left, with seamless acrylic panel and support frame, with two backrest slopes
 sanitary acrylic


Length mm	Width mm	Depth/Height mm	Capacity l	Weight kg	Model-No.	Euro
						White - 00
Bathtub						
1800	800	460	217	81,75	700415 00 0 00 0000	2.922
Suitable equipment for Bathtub						
LED coloured light, with remote control for bathtubs, (white -00, chrome -10)					790840 00 0 00 * *00	3.314
Bathtub handle, chrome					792804 00 0 00 1000	364
Suitable accessories for Bathtub						
Rubber profile					790126 00 0 00 0000	25
Waste and overflow Quadroval, chrome					792208 00 0 00 1000	186
Waste and overflow Quadroval, with water inlet, chrome*					792209 00 0 00 1000	530
Waste and overflow Quadroval, with base inlet, chrome**					791228 00 0 00 1000	630

Infobox: The bathtub handle cannot be ordered separately, only mounted on the bathtub. The price does include the installation and the handle itself.
 / * pipe interrupt or faucet with safety against backflow according to DIN EN 1717 necessary, connection hose # 790188 is recommended / ** pipe interrupt mandatory, connection hose # 790166 is recommended

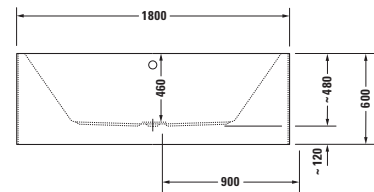
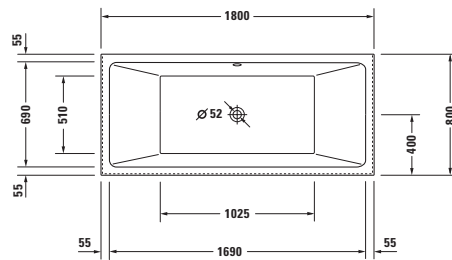
Vero Air Design by Duravit

Bathtub corner right, with seamless acrylic panel and support frame, with two backrest slopes
 sanitary acrylic


Length mm	Width mm	Depth/Height mm	Capacity l	Weight kg	Model-No.	Euro
						White - 00
Bathtub						
1800	800	460	217	81,75	700416 00 0 00 0000	2.922
Suitable equipment for Bathtub						
LED coloured light, with remote control for bathtubs, (white -00, chrome -10)					790840 00 0 00 * *00	3.314
Bathtub handle, chrome					792804 00 0 00 1000	364
Suitable accessories for Bathtub						
Rubber profile					790126 00 0 00 0000	25
Waste and overflow Quadroval, chrome					792208 00 0 00 1000	186
Waste and overflow Quadroval, with water inlet, chrome*					792209 00 0 00 1000	530
Waste and overflow Quadroval, with base inlet, chrome**					791228 00 0 00 1000	630

Infobox: The bathtub handle cannot be ordered separately, only mounted on the bathtub. The price does include the installation and the handle itself.
 / * pipe interrupt or faucet with safety against backflow according to DIN EN 1717 necessary, connection hose # 790188 is recommended / ** pipe interrupt mandatory, connection hose # 790166 is recommended

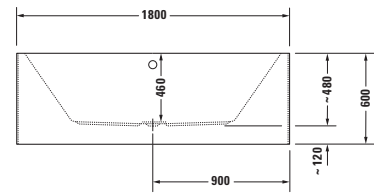
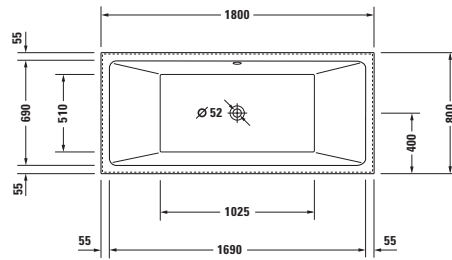
Vero Air Design by Duravit

Bathtub back-to-wall, with seamless acrylic panel and support frame, with two backrest slopes
 sanitary acrylic


Length mm	Width mm	Depth/Height mm	Capacity l	Weight kg	Model-No.	Euro
						White - 00
Bathtub						
1800	800	460	217	89,5	700417 00 0 00 0000	3.129
Suitable equipment for Bathtub						
LED coloured light, with remote control for bathtubs, (white -00, chrome -10)					790840 00 0 00 * *00	3.314
Bathtub handle, chrome					792804 00 0 00 1000	364
Suitable accessories for Bathtub						
Rubber profile					790126 00 0 00 0000	25
Waste and overflow Quadroval, chrome					792208 00 0 00 1000	186
Waste and overflow Quadroval, with water inlet, chrome*					792209 00 0 00 1000	530
Waste and overflow Quadroval, with base inlet, chrome**					791228 00 0 00 1000	630

Infobox: The bathtub handle cannot be ordered separately, only mounted on the bathtub. The price does include the installation and the handle itself.
 / * pipe interrupt or faucet with safety against backflow according to DIN EN 1717 necessary, connection hose # 790188 is recommended / ** pipe interrupt mandatory, connection hose # 790166 is recommended

Vero Air Design by Duravit

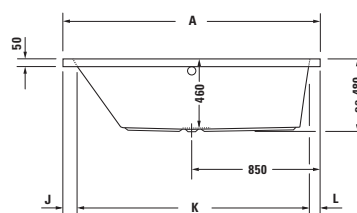
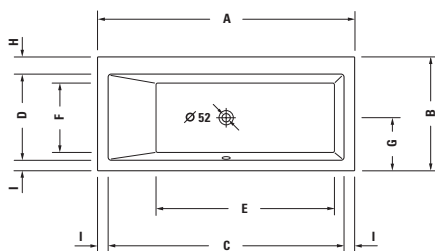
Bathtub freestanding, with seamless acrylic panel and support frame, with two backrest slopes
 sanitary acrylic


Length mm	Width mm	Depth/Height mm	Capacity l	Weight kg	Model-No.	Euro
						White - 00
Bathtub						
1800	800	460	217	108,0	700418 00 0 00 0000	4.165
Suitable equipment for Bathtub						
LED coloured light, with remote control for bathtubs, (white -00, chrome -10)					790840 00 0 00 * *00	3.314
Bathtub handle, chrome					792804 00 0 00 1000	364
Suitable accessories for Bathtub						
Waste and overflow Quadroval, chrome					792208 00 0 00 1000	186
Waste and overflow Quadroval, with water inlet, chrome*					792209 00 0 00 1000	530
Waste and overflow Quadroval, with base inlet, chrome**					791228 00 0 00 1000	630

Infobox: The bathtub handle cannot be ordered separately, only mounted on the bathtub. The price does include the installation and the handle itself.
 / * pipe interrupt or faucet with safety against backflow according to DIN EN 1717 necessary, connection hose # 790188 is recommended / ** pipe interrupt mandatory, connection hose # 790166 is recommended

Vero Design by Duravit

Bathtub rectangle, built-in or for panel, with one backrest slope left
sanitary acrylic



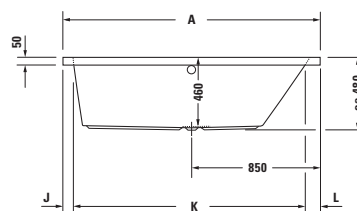
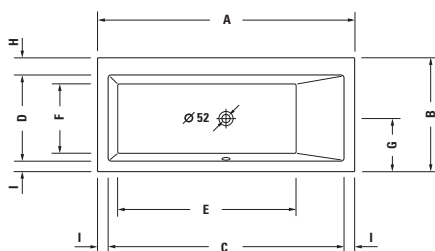
	A	B	C	D	E	F	G	H	I	J	K	L
700131	1700	700	1590	540	1210	425	325	105	55	85	1560	55
700133	1700	750	1560	565	1180	450	352,5	115	70	100	1530	70

Length mm	Width mm	Depth/Height mm	Capacity l	Weight kg	Model-No.	Euro
						White - 00
Bathtub						
1700	700	460	145	28,0	700131 00 0 00 0000	969
1700	750	460	160	30,0	700133 00 0 00 0000	1.000
Suitable equipment for Bathtub						
Surcharge, for drillings of the tub rim for faucet, from rim width 100 mm					790650 00 0 00 0000	128
LED coloured light, with remote control for bathtubs, (white -00, chrome -10)					790840 00 0 00 * *00	3.314
Bathtub handle, chrome					792804 00 0 00 1000	364
Suitable accessories for Bathtub						
Support frame, with length > 1000 mm					790100 00 0 00 0000	107
Bathtub anchors					790103 00 0 00 0000	45
Rubber profile					790126 00 0 00 0000	25
Waste and overflow Quadroval, chrome					792202 00 0 00 1000	186
Waste and overflow Quadroval, with water inlet, chrome*					792203 00 0 00 1000	459
Support, for # 700131***					790489 00 0 00 0000	471
Support, for # 700133***					790491 00 0 00 0000	413
Noise reduction set for acrylic bathtubs****					791368 00 0 00 0000	177
Suitable panels s.p. 524						

Infobox: The bathtub handle cannot be ordered separately, only mounted on the bathtub. The price does include the installation and the handle itself. / * pipe interrupt or faucet with safety against backflow according to DIN EN 1717 necessary, connection hose # 790188 is recommended / *** not suitable for bathtubs with LED coloured light / **** not suitable for bathtubs with LED coloured light. The noise reduction set cannot be mounted together with a polystyrene support. For further information concerning noise protection, please consider the chapter „Noise reduction sets for bath-/whirltubs and shower trays“

Vero Design by Duravit

Bathtub rectangle, built-in or for panel, with one backrest slope right
sanitary acrylic



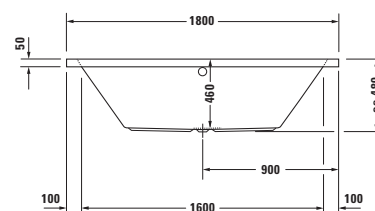
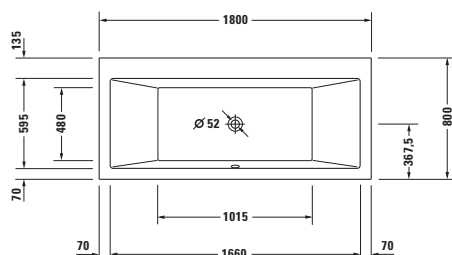
	A	B	C	D	E	F	G	H	I	J	K	L
700132	1700	700	1590	540	1210	425	325	105	55	55	1560	85
700134	1700	750	1560	565	1180	450	352,5	115	70	70	1530	100

Length mm	Width mm	Depth/Height mm	Capacity l	Weight kg	Model-No.	Euro
						White - 00
Bathtub						
1700	700	460	145	28,0	700132 00 0 00 0000	969
1700	750	460	160	30,0	700134 00 0 00 0000	1.000
Suitable equipment for Bathtub						
Surcharge, for drillings of the tub rim for faucet, from rim width 100 mm					790650 00 0 00 0000	128
LED coloured light, with remote control for bathtubs, (white -00, chrome -10)					790840 00 0 00 * *00	3.314
Bathtub handle, chrome					792804 00 0 00 1000	364
Suitable accessories for Bathtub						
Support frame, with length > 1000 mm					790100 00 0 00 0000	107
Bathtub anchors					790103 00 0 00 0000	45
Rubber profile					790126 00 0 00 0000	25
Waste and overflow Quadroval, chrome					792202 00 0 00 1000	186
Waste and overflow Quadroval, with water inlet, chrome*					792203 00 0 00 1000	459
Support, for # 700132***					790490 00 0 00 0000	471
Support, for # 700134***					790492 00 0 00 0000	413
Noise reduction set for acrylic bathtubs****					791368 00 0 00 0000	177
Suitable panels s.p. 524						

Infobox: The bathtub handle cannot be ordered separately, only mounted on the bathtub. The price does include the installation and the handle itself. / * pipe interrupt or faucet with safety against backflow according to DIN EN 1717 necessary, connection hose # 790188 is recommended / *** not suitable for bathtubs with LED coloured light / **** not suitable for bathtubs with LED coloured light. The noise reduction set cannot be mounted together with a polystyrene support. For further information concerning noise protection, please consider the chapter „Noise reduction sets for bath-/whirltubs and shower trays“

Vero Design by Duravit

Bathtub rectangle, built-in or for panel, with two backrest slopes
sanitary acrylic

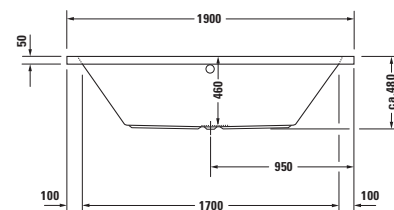
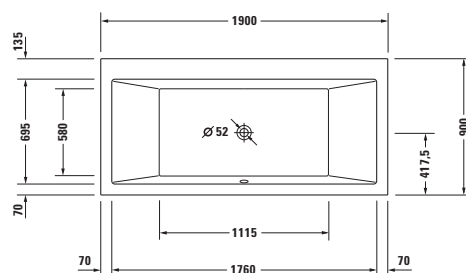


Length mm	Width mm	Depth/Height mm	Capacity l	Weight kg	Model-No.	Euro
						White - 00
Bathtub						
1800	800	460	165	38,0	700135 00 0 00 0000	1.398
Suitable equipment for Bathtub						
Surcharge, for drillings of the tub rim for faucet, from rim width 100 mm					790650 00 0 00 0000	128
LED coloured light, with remote control for bathtubs, (white -00, chrome -10)					790840 00 0 00 * *00	3.314
Bathtub handle, chrome					792804 00 0 00 1000	364
Suitable accessories for Bathtub						
Support frame, with length > 1000 mm					790100 00 0 00 0000	107
Bathtub anchors					790103 00 0 00 0000	45
Rubber profile					790126 00 0 00 0000	25
Waste and overflow Quadroval, chrome					792202 00 0 00 1000	186
Waste and overflow Quadroval, with water inlet, chrome*					792203 00 0 00 1000	459
Waste and overflow Quadroval, with base inlet, chrome**					791226 00 0 00 1000	597
Support, for # 700135***					790493 00 0 00 0000	440
Noise reduction set for acrylic bathtubs****					791368 00 0 00 0000	177
Suitable panels s.p. 524						

Infobox: The bathtub handle cannot be ordered separately, only mounted on the bathtub. The price does include the installation and the handle itself. / * pipe interrupt or faucet with safety against backflow according to DIN EN 1717 necessary, connection hose # 790188 is recommended / ** pipe interrupt mandatory, connection hose # 790166 is recommended / *** not suitable for bathtubs with LED coloured light / **** not suitable for bathtubs with LED coloured light. The noise reduction set cannot be mounted together with a polystyrene support. For further information concerning noise protection, please consider the chapter „Noise reduction sets for bath-/whirltubs and shower trays“

Vero Design by Duravit

Bathtub rectangle, built-in or for panel, with two backrest slopes
sanitary acrylic



Length mm	Width mm	Depth/Height mm	Capacity l	Weight kg	Model-No.	Euro
						White - 00
Bathtub						
1900	900	460	225	43,0	700136 00 0 00 0000	1.614
Suitable equipment for Bathtub						
Surcharge, for drillings of the tub rim for faucet, from rim width 100 mm					790650 00 0 00 0000	128
LED coloured light, with remote control for bathtubs, (white -00, chrome -10)					790840 00 0 00 * *00	3.314
Bathtub handle, chrome					792804 00 0 00 1000	364
Suitable accessories for Bathtub						
Support frame, with length > 1000 mm					790100 00 0 00 0000	107
Bathtub anchors					790103 00 0 00 0000	45
Rubber profile					790126 00 0 00 0000	25
Waste and overflow Quadroval, chrome					792206 00 0 00 1000	186
Waste and overflow Quadroval, with water inlet, chrome*					792207 00 0 00 1000	459
Waste and overflow Quadroval, with base inlet, chrome**					791226 00 0 00 1000	597
Support, for # 700136***					790494 00 0 00 0000	668
Noise reduction set for acrylic bathtubs****					791368 00 0 00 0000	177
Suitable panels s.p. 524						





Infobox: The bathtub handle cannot be ordered separately, only mounted on the bathtub. The price does include the installation and the handle itself. / * pipe interrupt or faucet with safety against backflow according to DIN EN 1717 necessary, connection hose # 790188 is recommended / ** pipe interrupt mandatory, connection hose # 790166 is recommended / *** not suitable for bathtubs with LED coloured light / **** not suitable for bathtubs with LED coloured light. The noise reduction set cannot be mounted together with a polystyrene support. For further information concerning noise protection, please consider the chapter „Noise reduction sets for bath-/whirltubs and shower trays“

Vero Design by Duravit

Product Information

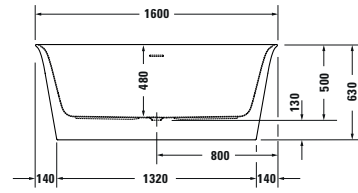
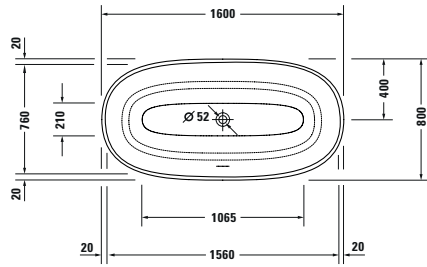
Panel	Acryl	82 Acrylic White	Basic material: 8 mm Acryl solid-coloured in white.
--------------	--------------	-------------------------	--

Vero Design by Kurt Merki Jr.

Description	mm	Model-No.	Euro	Euro	Euro	Euro
			Pricegroup 1			
						
Panel						
for corner left						
for # 700131 (1700 x 700 mm), for # 700132 (1700 x 700 mm)	1690 x 690	VE 8786	1.129			
for # 7X0134 (1700 x 750 mm), for # 7X0133 (1700 x 750 mm)	1690 x 740	VE 8787	1.129			
for # 7X0135 (1800 x 800 mm)	1790 x 790	VE 8788	1.129			
for # 7X0136 (1900 x 900 mm)	1890 x 890	VE 8906	1.194			
Infobox: For bathtubs a support frame # 790100 is required for the installation of the panel. The support frame must be ordered separately / Heights of Vero series: Height bathtub panel = 555 mm, Height bathtub panel incl. shadow gap = 565 mm, overall height incl. 50 mm bathtub trim Vero = 615 mm						
						
Panel						
for corner right						
for # 700131 (1700 x 700 mm), for # 700132 (1700 x 700 mm)	1690 x 690	VE 8781	1.129			
for # 7X0134 (1700 x 750 mm), for # 7X0133 (1700 x 750 mm)	1690 x 740	VE 8782	1.129			
for # 7X0135 (1800 x 800 mm)	1790 x 790	VE 8783	1.129			
for # 7X0136 (1900 x 900 mm)	1890 x 890	VE 8904	1.194			
Infobox: For bathtubs a support frame # 790100 is required for the installation of the panel. The support frame must be ordered separately / Heights of Vero series: Height bathtub panel = 555 mm, Height bathtub panel incl. shadow gap = 565 mm, overall height incl. 50 mm bathtub trim Vero = 615 mm						
						
Panel						
for back-to-wall						
for # 700131 (1700 x 700 mm), for # 700132 (1700 x 700 mm)	1680 x 690	VE 8776	1.476			
for # 7X0134 (1700 x 750 mm), for # 7X0133 (1700 x 750 mm)	1680 x 740	VE 8777	1.476			
for # 7X0135 (1800 x 800 mm)	1780 x 790	VE 8778	1.476			
for # 7X0136 (1900 x 900 mm)	1880 x 890	VE 8902	1.548			
Infobox: For bathtubs a support frame # 790100 is required for the installation of the panel. The support frame must be ordered separately / Heights of Vero series: Height bathtub panel = 555 mm, Height bathtub panel incl. shadow gap = 565 mm, overall height incl. 50 mm bathtub trim Vero = 615 mm						
						
Panel						
for niche						
for # 700131 (1700 x 700 mm), for # 700132 (1700 x 700 mm), for # 7X0134 (1700 x 750 mm), for # 7X0133 (1700 x 750 mm)	1690	VE 8938	888			
for # 7X0135 (1800 x 800 mm)	1790	VE 8939	888			
for # 7X0136 (1900 x 900 mm)	1890	VE 8941	912			
Infobox: For bathtubs a support frame # 790100 is required for the installation of the panel. The support frame must be ordered separately / Heights of Vero series: Height bathtub panel = 555 mm, Height bathtub panel incl. shadow gap = 565 mm, overall height incl. 50 mm bathtub trim Vero = 615 mm						

White Tulip Design by Philippe Starck

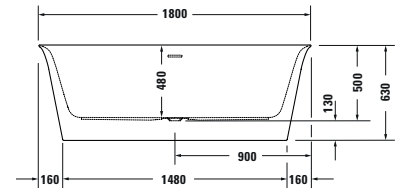
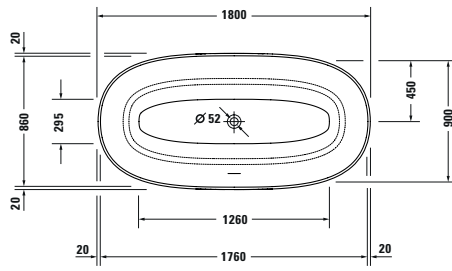
Bathtub freestanding, with seamless acrylic panel and support frame, with two backrest slopes, with special waste and overflow sanitary acrylic



Length mm	Width mm	Depth/Height mm	Capacity l	Weight kg	Model-No.	Euro
						White - 00
Bathtub						
1600	800	480	205	60,4	700468 00 0 00 0000	4.050

White Tulip Design by Philippe Starck

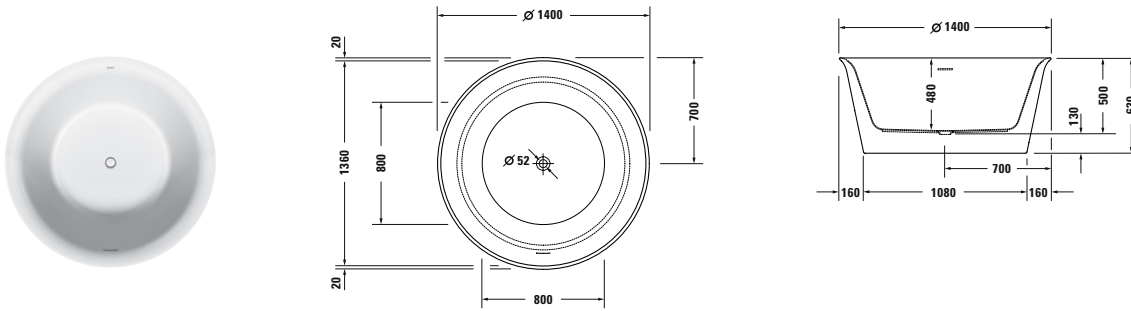
Bathtub freestanding, with seamless acrylic panel and support frame, with two backrest slopes, with special waste and overflow sanitary acrylic



Length mm	Width mm	Depth/Height mm	Capacity l	Weight kg	Model-No.	Euro
						White - 00
Bathtub						
1800	900	480	282	72,7	700469 00 0 00 0000	4.250

White Tulip Design by Philippe Starck

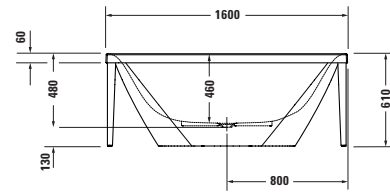
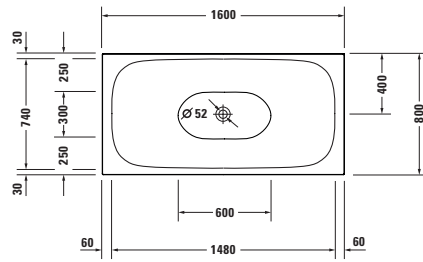
Bathtub freestanding, with seamless acrylic panel and support frame, with special waste and overflow sanitary acrylic



Length mm	Width mm	Depth/Height mm	Capacity l	Weight kg	Model-No.	Euro
						White - 00
Bathtub						
1400	1400	480	330	73,8	700470 00 0 00 0000	4.900

XViu Design by sieger design

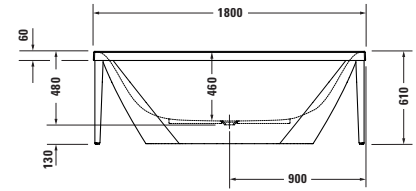
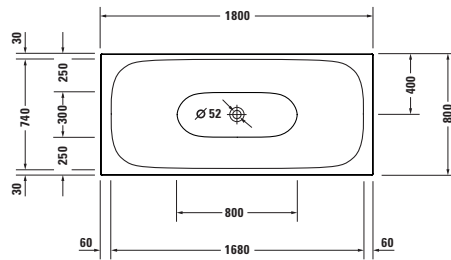
Bathtub freestanding, with seamless acrylic panel and support frame, with two backrest slopes, with special waste and overflow sanitary acrylic



Length mm	Width mm	Depth/Height mm	Capacity l	Weight kg	Model-No.	Euro
						White - 00
Bathtub with metal frame Champagne Matt						
1600	800	460	140	63,0	700444 00 0 B1 0000	4.841
Bathtub with metal frame Black Matt						
1600	800	460	140	63,0	700444 00 0 B2 0000	4.841

XViu Design by sieger design

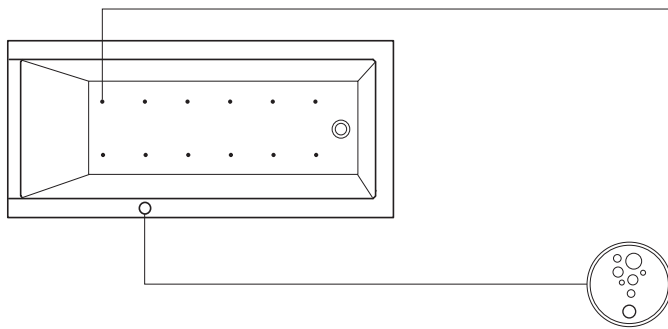
Bathtub freestanding, with seamless acrylic panel and support frame, with two backrest slopes, with special waste and overflow sanitary acrylic



Length mm	Width mm	Depth/Height mm	Capacity l	Weight kg	Model-No.	Euro
						White - 00
Bathtub with metal frame Champagne Matt						
1800	800	460	165	67,0	700443 00 0 B1 0000	5.198
Bathtub with metal frame Black Matt						
1800	800	460	165	67,0	700443 00 0 B2 0000	5.198

Whirlsystems product information

Air-System (for acrylic tubs)



Standard

12 flat white floor jets (air)
Waste and overflow (without image)
Support frame (without image)

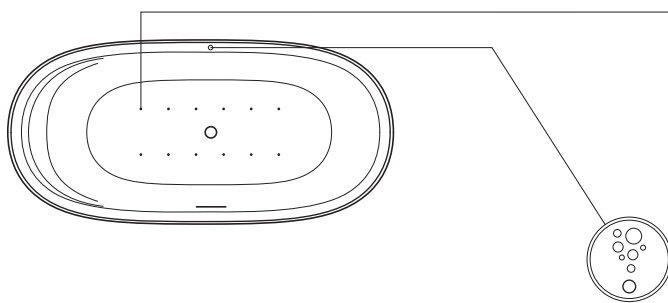
Equipment (optional)*

Waste and overflow with integrated water inlet (without image)
Waste and overflow with base inlet (without image)

Control elements

Piezo switch floor jets

Air-System (for DuraSolid® tubs)



Standard

12 drilled floor jets (air)
Waste and overflow (without image)
Support frame (without image)

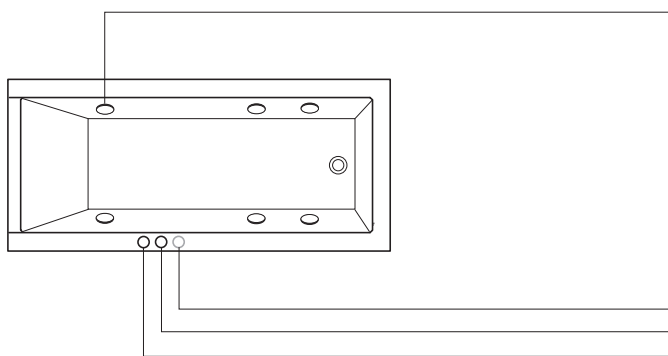
Equipment (optional)*

Waste and overflow with integrated water inlet (without image)

Control elements

Piezo switch floor jets

Jet-System



Standard

6 flat, adjustable side jets (mixture of air and water)
Waste and overflow (without image)
Support frame (without image)

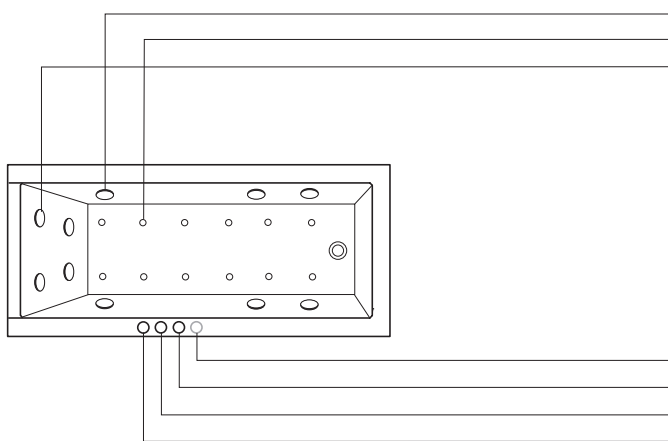
Equipment (optional)*

Waste and overflow with integrated water inlet (without image)
Waste and overflow with base inlet (without image)
LED coloured light, 5 spots (without image)

Control elements

Pneumatic switch LED coloured light (optional)
Pneumatic switch side jets
Air regulator side jets

Combi-System P



Standard

6 flat, adjustable side jets (mixture of air and water)
12 flat floor jets (air)
4 flat, adjustable back jets (mixture of air and water)
Waste and overflow (without image)
Support frame (without image)

Equipment (optional)*

Waste and overflow with integrated water inlet (without image)
Waste and overflow with base inlet (without image)
LED coloured light, 5 spots (without image)

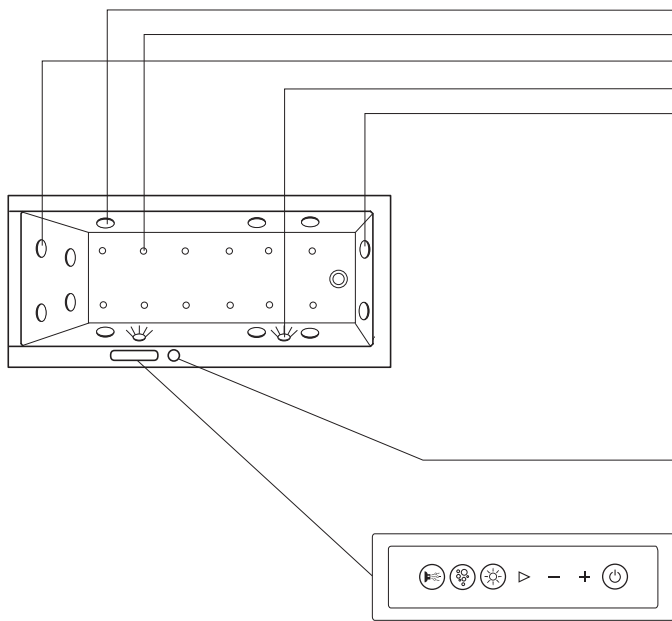
Control elements

Pneumatic switch LED coloured light (optional)
Pneumatic switch floor jets
Pneumatic switch side and back jets
Air regulator side and back jets

* Only available if these articles are listed on the product page

Whirlsystems product information

Combi-System E



Standard

6 flat, adjustable side jets (mixture of air and water)
 12 flat, adjustable floor jets (air)
 4 flat, adjustable back jets (mixture of air and water)
 LED white light, 2 spots
 2 flat, adjustable foot jets (mixture of air and water)
 Waste and overflow (without image)
 Support frame (without image)

Equipment (optional)*

Waste and overflow with integrated water inlet (without image)
 Waste and overflow with base inlet (without image)
 Heating (without image)
 LED coloured light (instead of LED white light), 5 spots (without image)
 UV Hygiene Management (without image)

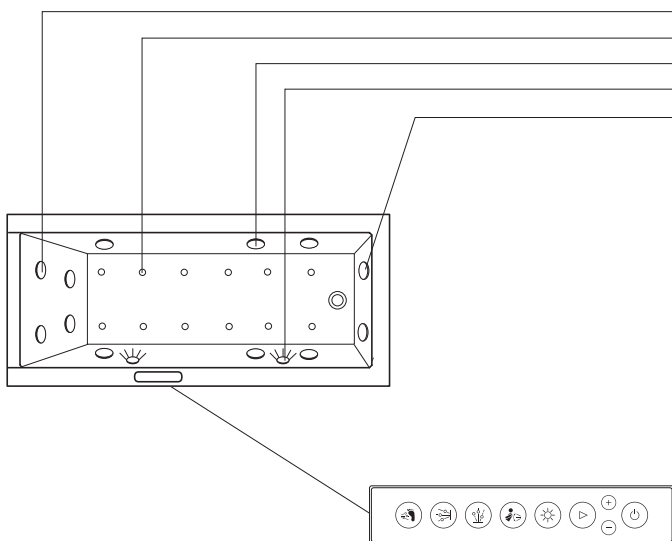
Control elements

Diverter
 Pump performance can be concentrated to foot or back jets.

Control panel Combi-System E

Control panel with chromed brass frame und blue backlit symbols. By pressing the desired symbol, the functions starts and the symbol is blue backlit.

Combi-System L



Standard

4 flat, swivel jets (water)
 12 flat, adjustable floor jets (air)
 6 flat, adjustable side jets (mixture of air and water)
 LED white light, 2 spots
 2 flat, adjustable foot jets (mixture of air and water)
 Waste and overflow (without image)
 Support frame (without image)

Equipment (optional)*

Waste and overflow with integrated water inlet (without image)
 Waste and overflow with base inlet (without image)
 LED coloured light (instead of LED white light), 5 spots (without image)
 UV Hygiene Management (without image)
 Heating (without image)

Control elements

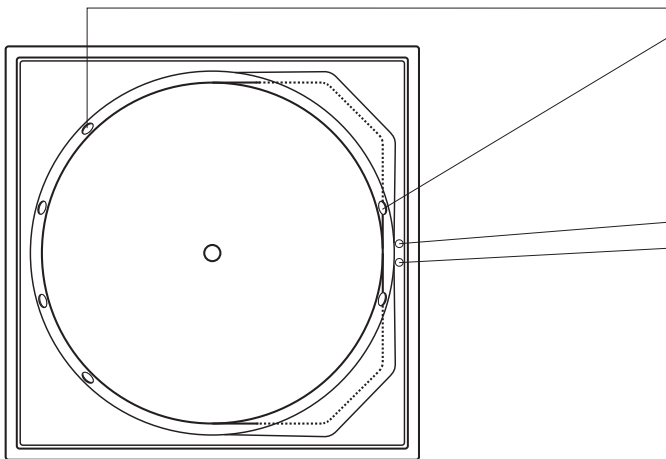
Control panel Combi-System L

Touch panel with chromed frame and white backlit symbols. After activating the panel the symbols start to glow slightly. By pressing the desired symbol, the functions starts and the symbol is brightly backlit.

* Only available if these articles are listed on the product page

Whirlsystems product information

Jet-System Blue Moon



Standard

- 4 flat, adjustable back jets (mixture of air and water)
- 2 flat, adjustable foot jets (mixture of air and water)

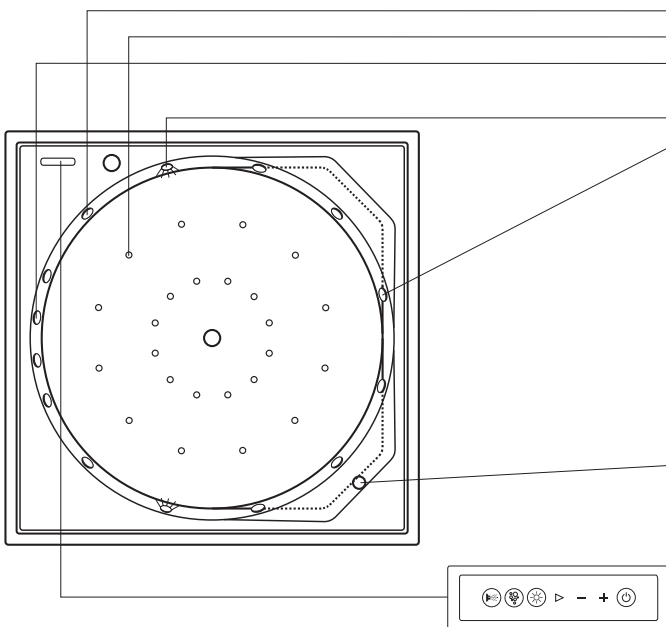
Equipment (optional)

- Waste and overflow with integrated water inlet (without image)
- Waste and overflow with base inlet (without image)

Control elements

- Air regulator back and foot jets
- Pneumatic switch back and foot jets

Combi-System E Blue Moon



Standard

- 6 flat, adjustable side jets (mixture of air and water)
- 24 flat, adjustable floor jets (air)
- 4 flat, adjustable back jets (mixture of air and water) (arranged in different heights)
- LED white light, 2 spots
- 2 flat, adjustable foot jets (mixture of air and water)
- Waste and overflow (without image)
- Support frame (without image)

Equipment (optional)

- Special waste and overflow with base inlet (without image)
- Heating (without image)
- LED coloured light (instead of LED white light), 10 spots (without image)
- UV Hygiene Management (without image)

Control elements

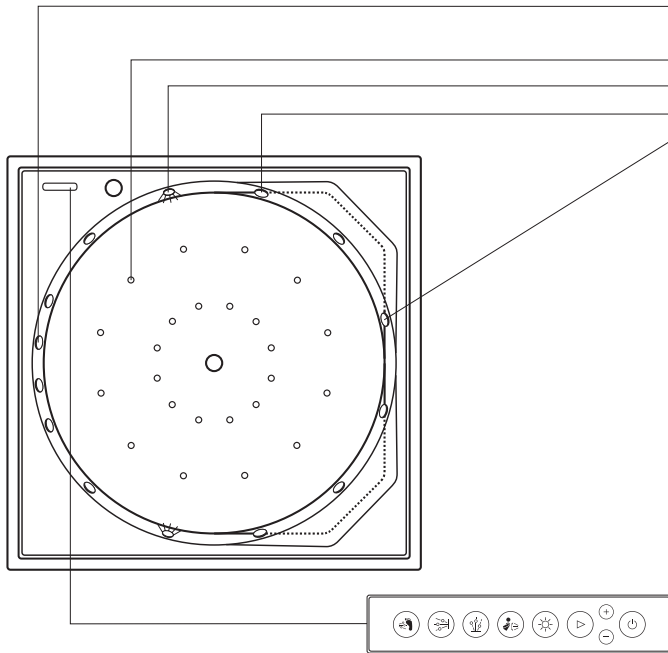
- Diverter
- Pump performance can be concentrated to foot or back jets.

Control panel Combi-System E

Control panel with chromed brass frame und blue backlit symbols. By pressing the desired symbol, the functions start and the symbol is blue backlit.

Whirlsystems product information

Combi-System L Blue Moon



Standard

4 flat, swivel jets (water)
 (arranged in different heights)
 24 flat, adjustable floor jets (air)
 LED white light, 2 spots
 6 flat, adjustable side jets (mixture of air and water)
 2 flat, adjustable foot jets (mixture of air and water)
 Waste and overflow (without image)
 Support frame (without image)

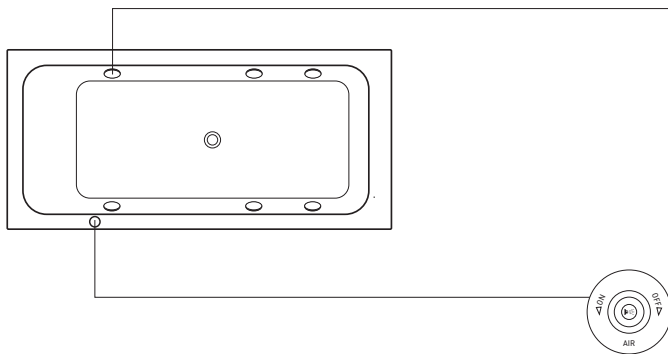
Equipment (optional)

Special waste and overflow with base inlet (without image)
 Heating (without image)
 LED coloured light (instead of LED white light), 10 spots (without image)
 UV Hygiene Management (without image)

Control elements

Control panel Combi-System L
 Touch panel with chromed frame and LED-backlit symbols. After activating the panel the symbols start to glow slightly. By pressing the desired symbol, the functions starts and the symbol is brightly backlit.

Jet Project D-Code/D-Neo



Standard

6 adjustable side jets (mixture of air and water)
 Waste and overflow (without image)
 Support frame (without image)

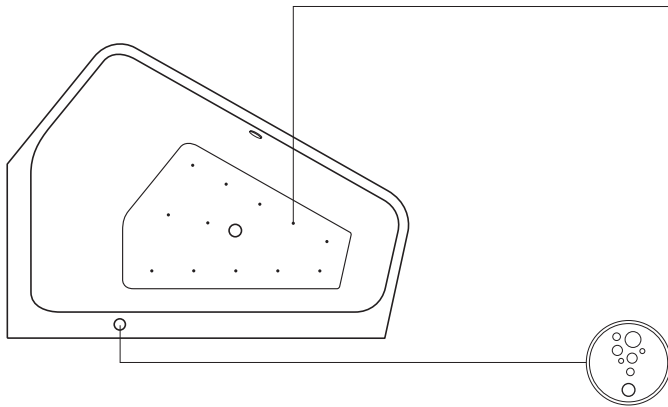
Control elements

Control panel side jets with air regulator

Whirlsystems product information

Air-System Paiova / Paiova 5

(except of single seat version of tub 1700 x 1000 mm, s.p. 530)



Standard

12 flat white floor jets (air)
Waste and overflow (without image)
Support frame (without image)

Equipment (optional)*

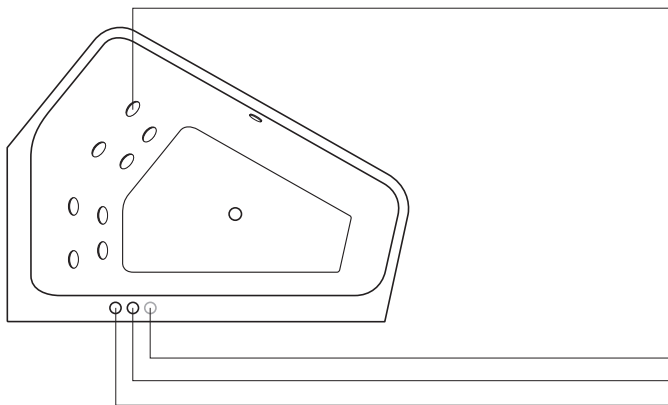
Waste and overflow with integrated water inlet (without image)
Waste and overflow with base inlet (without image)

Control elements**

Piezo switch floor jets

Jet-System Paiova / Paiova 5

(except of single seat version of tub 1700 x 1000 mm, s.p. 530)



Standard

8 flat, adjustable back jets (mixture of air and water)
Waste and overflow (without image)
Support frame (without image)

Equipment (optional)*

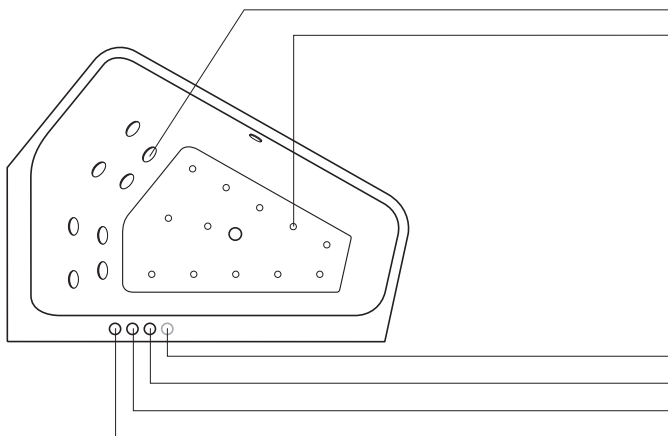
Waste and overflow with integrated water inlet (without image)
Waste and overflow with base inlet (without image)
LED coloured light, 5 spots (without image)

Control elements**

Pneumatic switch LED coloured light (optional)
Pneumatic switch back jets
Air regulator back jets

Combi-System P Paiova / Paiova 5

(except of single seat version of tub 1700 x 1000 mm, s.p. 530)



Standard

8 flat, adjustable back jets (mixture of air and water)
12 flat floor jets (air)
Waste and overflow (without image)
Support frame (without image)

Equipment (optional)*

Waste and overflow with integrated water inlet (without image)
Waste and overflow with base inlet (without image)
LED coloured light, 5 spots (without image)

Control elements**

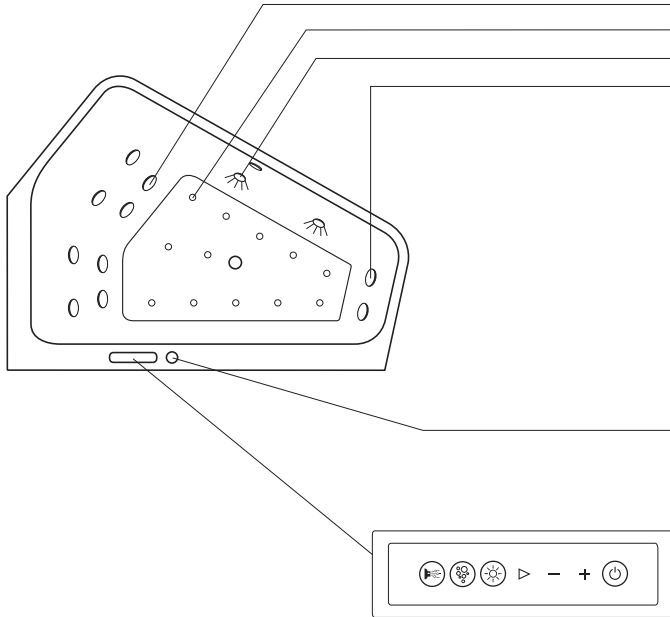
Pneumatic switch LED coloured light (optional)
Pneumatic switch floor jets
Pneumatic switch back jets
Air regulator back jets

* Only available if these articles are listed on the product page / ** Position of control elements for Paiova bathtubs differs from illustration, s. p. 539

Whirlsystems product information

Combi-System E Paiova / Paiova 5

(except of single seat version of tub 1700 x 1000 mm, s.p. 531)



Standard

8 flat, adjustable back jets (mixture of air and water)
 12 flat, adjustable floor jets (air)
 LED white light, 2 spots
 2 flat, adjustable foot jets (mixture of air and water)
 Waste and overflow (without image)
 Support frame (without image)

Equipment (optional)*

Waste and overflow with integrated water inlet (without image)
 Waste and overflow with base inlet (without image)
 Heating (without image)
 LED coloured light (instead of LED white light), 5 spots (without image)
 UV Hygiene Management (without image)

Control elements**

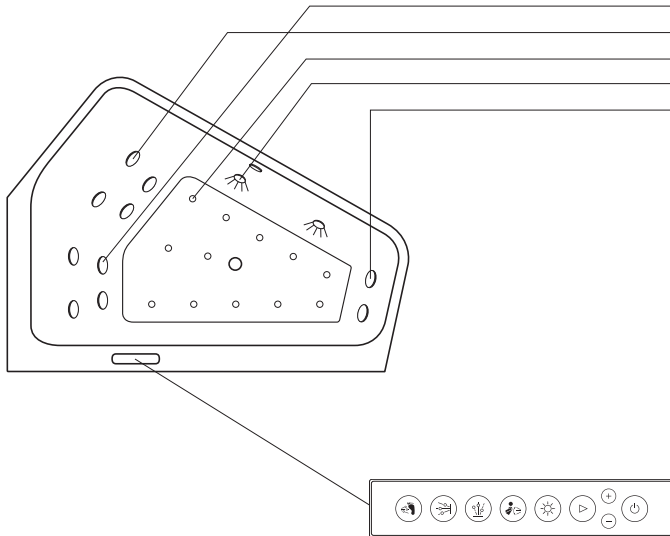
Diverter
 Pump performance can be concentrated to the different jets of the two backrests.

Control panel Combi-System E

Control panel with chromed brass frame und blue backlit symbols. The system is operated by pressing the symbol on the control panel.

Combi-System L Paiova / Paiova 5

(except of single seat version of tub 1700 x 1000 mm, s.p. 531)



Standard

4 flat, swivel jets (water)
 4 flat, adjustable back jets (mixture of air and water)
 12 flat, adjustable floor jets (air)
 LED white light, 2 spots
 2 flat, adjustable foot jets (mixture of air and water)
 Waste and overflow (without image)
 Support frame (without image)

Equipment (optional)*

Waste and overflow with integrated water inlet (without image)
 Waste and overflow with base inlet (without image)
 LED coloured light (instead of LED white light), 5 spots (without image)
 UV Hygiene Management (without image)
 Heating (without image)

Control elements**

Control panel Combi-System L

Touch panel with chromed frame and white backlit symbols. After activating the panel the symbols start to glow slightly. By pressing the desired symbol, the functions starts and the symbol is brightly backlit.

* Only available if these articles are listed on the product page / ** Position of control elements for Paiova bathtubs differs from illustration, s. p. 539

Whirlsystems product information

Equipment whirlsystem

Duravit whirlsystem are equipped as standard with the following: full system drainage, support frame, waste and overflow, protection against dry-running.



Floor jets (air)

Warm air is injected into the bath by 12 (24 for Blue Moon) flat jets embedded in the floor of the tub.



Drilled floor jets (air)

Warm air is injected into the bath by 12 drilled flat jets embedded in the floor of the tub.



Side jets (mixture of air and water)

6 flat side mounted jets create maximum hydrotherapeutic action with actuated intensity of the massage, regulated via an air regulator.



Back jets (mixture of air and water)

4 or 8 (depending on the bathtub model) flat adjustable jets have a beneficial effect on the back.



Foot jets (mixture of air and water)

2 adjustable jets are stimulating the reflex zones of the foot.



Swivel jets

4 flat jets in the back area ensure a powerful, beneficial massage that moves around the entire back area.



Heating

Electronically controlled thermal system to compensate for loss of temperature during whirl action.



LED white light

2 LED spotlights (white light), create a cosy atmosphere in the bathroom.



LED coloured light

Light from 5 (10 for Blue Moon) LED spots set into the side walls suffuses the water in alternating, bright colours. A colour in accordance with the atmosphere. LED white light is going to be replaced.



UV Hygiene Management

Simple, environmentally-friendly hygiene by means of automatic UV disinfection. Permanent monitoring of operation by optical sensor.

Power supply

220-240V 50 Hz

60 Hz versions: Please replace "00" by "06" on 14th and 15th digit of the item number.

Whirlsystems product information

Revisability

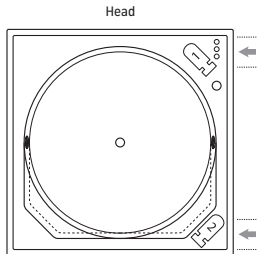
The whirltub should be installed that way, that all important components (pump, blower and control panel) are still accessible. We recommend the installation with a removable panel.

Positioning of the components of the whirlsystem

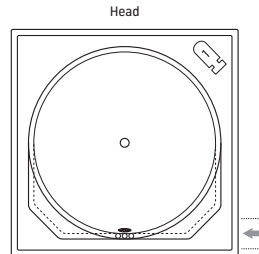
The figures show the standard configuration of the whirlsystem* with the positioning of the control panel. At the head side are the back jets (depending on the whirlsystem).

Custom version on request. Please send us a sketch showing the desired layout. Duravit will check and wherever possible confirm the feasibility.

Blue Moon

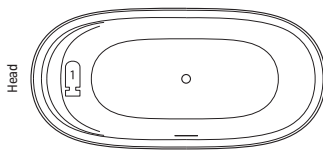


760143

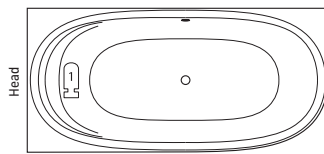


760402

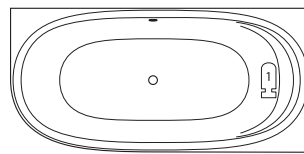
Cape Cod



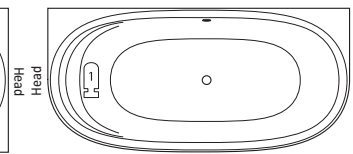
760330



760362

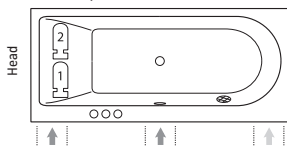


760363

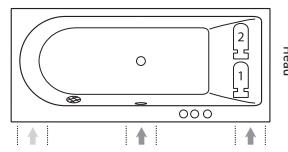


760364

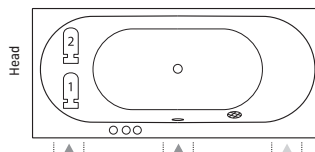
Darling New



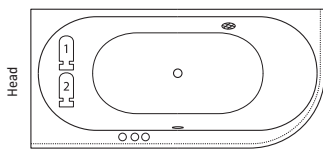
760242



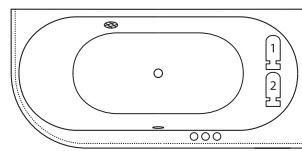
760243



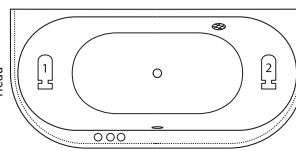
760244, # 760245



760246




760247

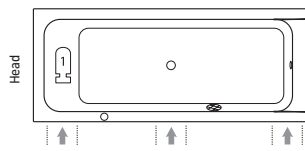


760248

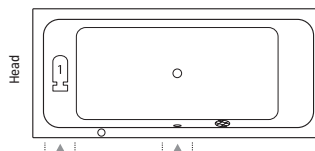
D-Code



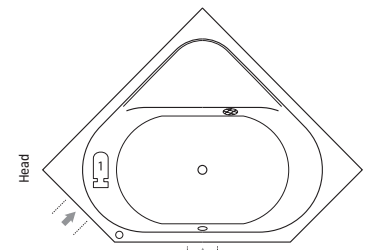
760095, # 760096,
760098, # 760100



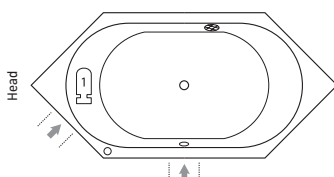
760097, # 760099



760101



760137

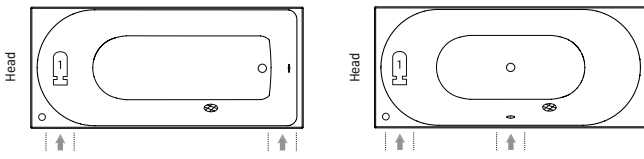


760138

* Please note that in case of combining tubs and whirlsystems, single components may reach over the rim of the tub. Therefore, we suggest installation into a bathtub case.

Whirlsystems product information

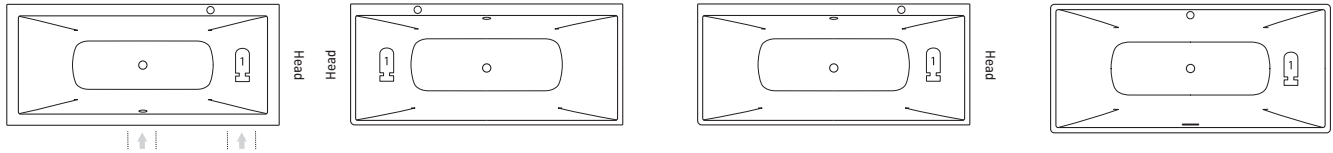
D-Neo



760471, # 760472, # 760475
760478, # 760479

760476

DuraSquare



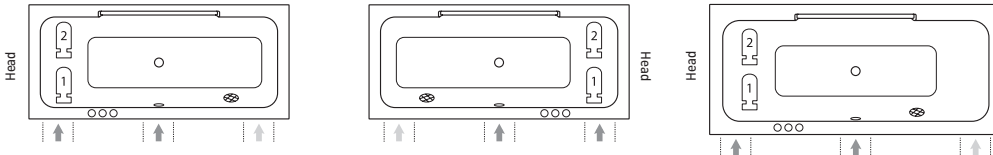
760426

760427

760428, # 760429

760430

DuraStyle

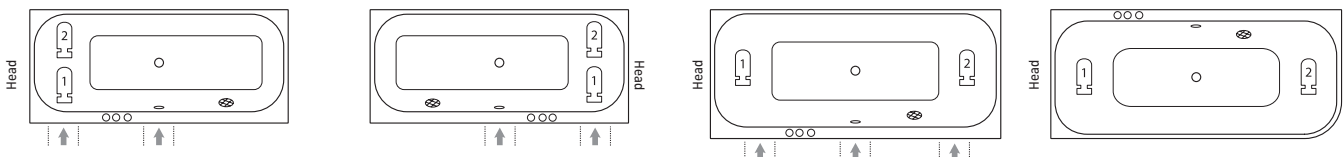


760292, # 760294, # 760296

760293, # 760295, # 760297

760298, # 760299

Happy D.2

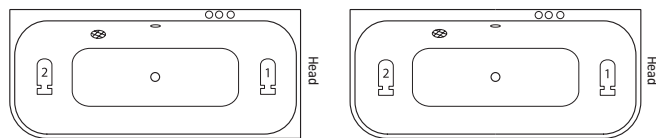


760308, # 760310, # 760312

760309, # 760311, # 760313

760314, # 760315

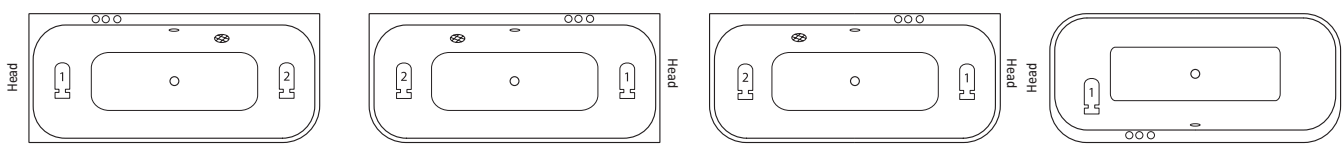
760316



760317

760318

Happy D.2 Plus



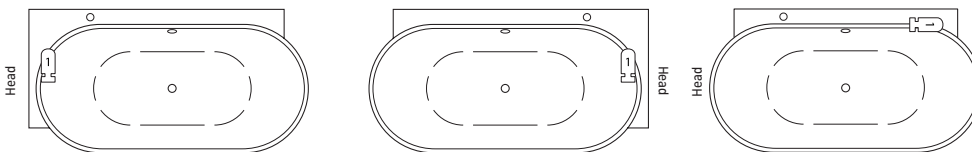
760449

760450

760451

760453

Luv



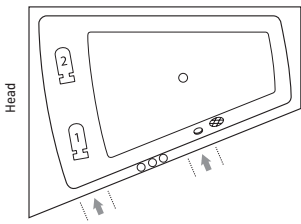
760431

760432

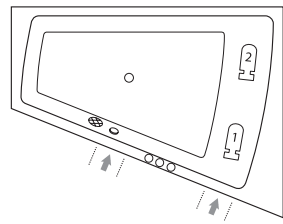
760433

Whirlsystems product information

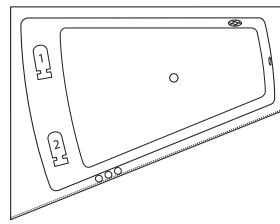
Paiova



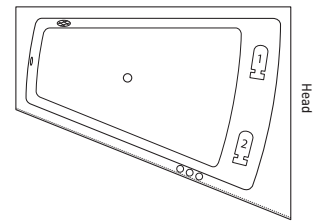
760212, # 760214, # 760216



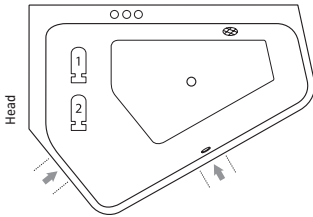
760213, # 760215, # 760217



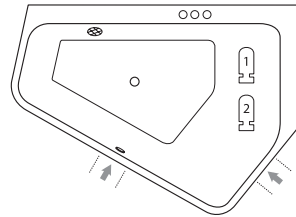
760264, # 760266, # 760268



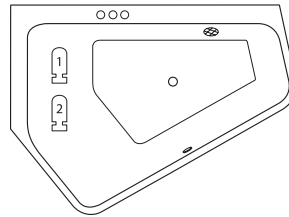
760265, # 760267, # 760269



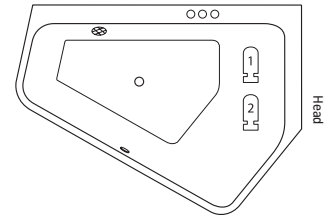
760390, # 760392



760391, # 760393




760394, # 760396

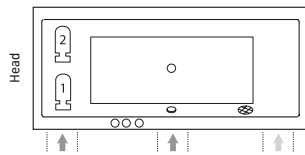


760395, # 760397

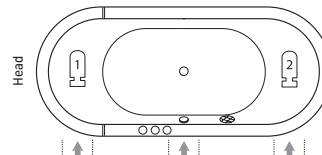
Starck



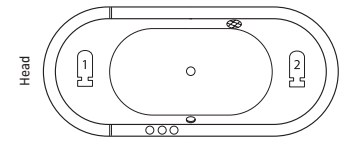
760050, # 760333, # 760334,
760335, # 760336, # 760337



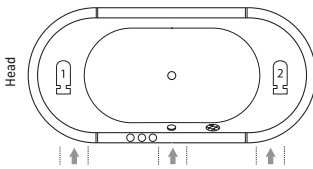
760052, # 760338, # 760339,
760340, # 760341



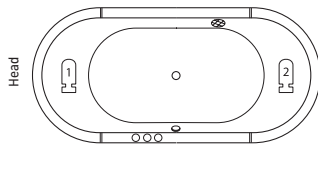
760009



760010

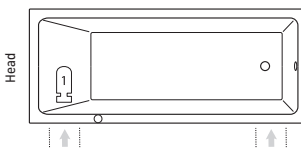


760011

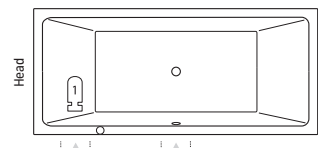


760012

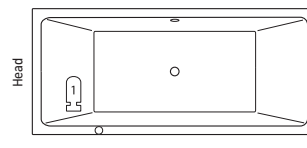
Vero Air



760411, # 760412

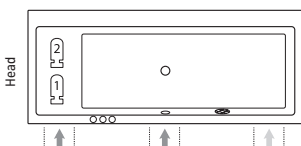


760413, # 760414

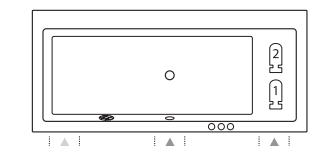


760415, # 760416, # 760417,
760418

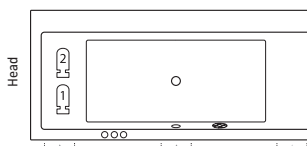
Vero



760133



760134



760135, # 760136

Legend



Unit 1



Unit 2*



Control panel**



Suction screen



Pull button



Tap module



Recommended
equipment covers

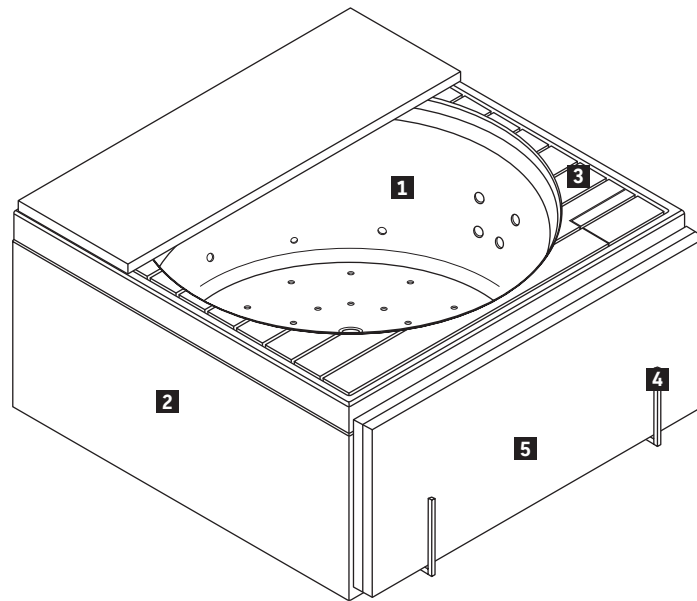


Recommended
equipment covers***

*only Combi-Systems / ** The number of control panels is determined by the whirlsystem and the additional modules selected / *** Only necessary for Combi-System E/L in combination with LED coloured light

Blue Moon Design by Jochen Schmiedem

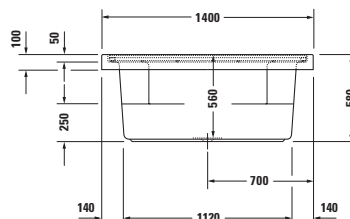
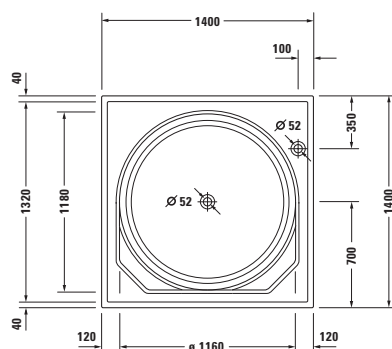
Ordering Sample



Description	Remark	Quantity	Model-No.
1 Whirtub	1400 x 1400 mm	1	# 760143 00 0 CL 1000
2 Acrylic panel	1392 x 1392 mm	1	# 701024 00 0 00 0000
3 Wooden inlay Teak (real wood), with hinged cover	1310 x 1310 mm	1	# 790851 00 0 02 0000
4 Storage holder for tub cover, right (for corner left)	for whirtubs	1	# 791806 00 0 00 6600
5 3 piece tub cover	1400 x 1400 mm	1	# 790883 00 0 00 0000

Blue Moon Design by Jochen Schmiedem

Whirltub square, built-in or for panel, incl. support frame, with overflow
sanitary acrylic



Whirltub (Euro)

Size mm	Capacity l	Model-No.	Combi-System E (XX X = CE 1)	Combi-System L (XX X = CL 1)
1400 x 1400	520	760143 00 0 XX X000	11.591	13.289

Necessary accessories for Whirltub

	Model-No.	Euro
Wooden inlay, Teak (real wood), with hinged cover	790851 00 0 02 0000	2.939
Acrylic inlay, with hinged cover	790852 00 0 02 0000	1.130

Suitable equipment for Whirltub

Surcharge, for waste and overflow Quadroval, with base inlet, chrome**	791234 00 0 00 1000	1.093
Storage holder for tub cover, for Blue Moon whirltubs, left (for corner right)****	791805 00 0 00 6600	759
Storage holder for tub cover, for Blue Moon whirltubs, right (for corner left)****	791806 00 0 00 6600	759
Suitable acrylic panels s.p. 654		

Suitable equipment for Combi-System E

Heating, for whirltubs with Combi-System E	791882 00 0 00 0000	898
UV Hygiene Management, for whirltubs with Combi-System E	791884 00 0 00 0000	1.224
LED coloured light (replaces LED white light), for whirltubs with Combi-System E	791891 00 0 00 1000	3.236

Suitable equipment for Combi-System L

Heating, for whirltubs with Combi-System L	791883 00 0 00 0000	898
UV Hygiene Management, for whirltubs with Combi-System L	791887 00 0 00 0000	1.224
LED coloured light (replaces LED white light), for whirltubs with Combi-System L	791893 00 0 00 1000	3.236

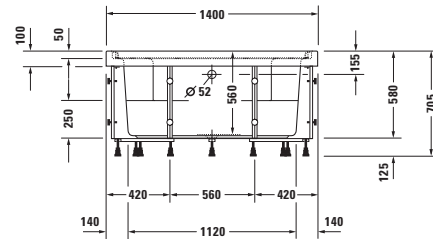
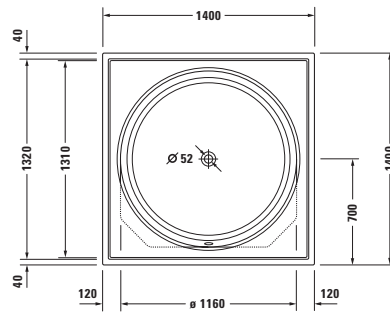
Suitable accessories for Whirltub

Headrest, white	790003 00 0 00 0000	50
Rubber profile	790126 00 0 00 0000	25
Bathtub anchors***	790123 00 0 00 0000	46
Tub cover	790883 00 0 00 0000	3.199

Infobox: ** pipe interrupt mandatory, wooden or acrylic inlay with hinged cover required, connection hose # 790166 is recommended / *** The use of 4 bathtub anchors is recommended / **** Storage holder #791805, 791806 not suitable for the built-in version

Blue Moon Design by Jochen Schmiedem

Whirtub square, with support frame and waste and overflow
sanitary acrylic



Whirtub (Euro)

Size mm	Capacity l	Model-No.	Jet-System (XX X = JS 1)
1400 x 1400	460	760402 00 0 XX X000	4.636

Necessary equipment for Whirtub

	Model-No.	Euro
Wooden inlay, Teak (real wood)	791878 00 0 00 0000	2.939
Acrylic inlay	791879 00 0 00 0000	1.130

Suitable equipment for Whirtub

Surcharge, for waste and overflow Quadroval, with water inlet, chrome*	791257 00 0 00 1000	302
Surcharge, for waste and overflow Quadroval, with base inlet, chrome**	791242 00 0 00 1000	723
Suitable acrylic panels s.p. 654		

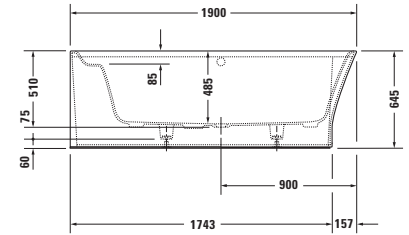
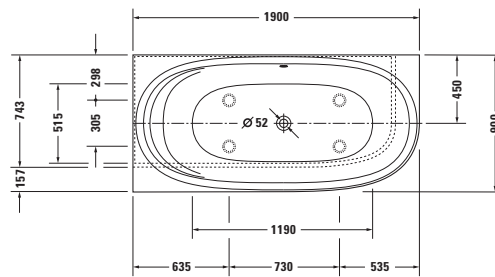
Suitable accessories for Whirtub

Headrest, white	790003 00 0 00 0000	50
Rubber profile	790126 00 0 00 0000	25
Bathtub anchors***	790123 00 0 00 0000	46
Tube cover	790883 00 0 00 0000	3.199

Infobox: * pipe interrupt or faucet with safety against backflow according to DIN EN 1717 necessary, connection hose # 790159 is recommended / ** pipe interrupt mandatory, connection hose # 790166 is recommended / *** The use of 4 bathtub anchors is recommended

Cape Cod Design by Philippe Starck

Whirtub corner left, with seamless panel and support frame, with one backrest slope, with waste and overflow
DuraSolid® A



Whirtub (Euro)

Size mm	Capacity l	Model-No.	Air-System (XX X = AS 0)				
1900 x 900	205	760362 00 0 XX X000	7.389				

Suitable equipment for Whirtub

	Model-No.	Euro
Surcharge, for waste and overflow Quadroval, with water inlet, chrome*	791252 00 0 00 1000	356
Surcharge, for waste and overflow Quadroval, with base inlet, chrome**	791275 00 0 00 1000	513
Bathtub handle, chrome	792804 00 0 00 1000	364

Suitable accessories for Whirtub

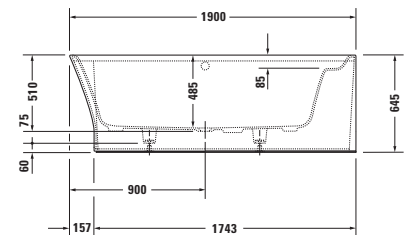
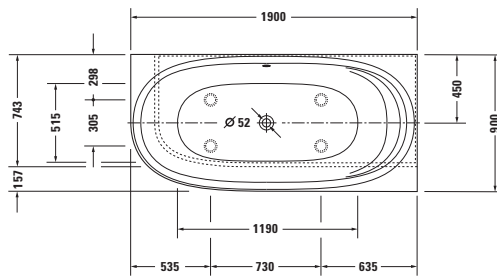
Rubber profile	790126 00 0 00 0000	25
----------------	---------------------	----

Infobox: The bathtub handle cannot be ordered separately, only mounted on the bathtub. The price does include the installation and the handle itself.
/ * pipe interrupt or faucet with safety against backflow according to DIN EN 1717 necessary, connection hose # 790188 is recommended / ** pipe interrupt mandatory, connection hose # 790166 is recommended

Cape Cod Design by Philippe Starck

Whirtub corner right, with seamless panel and support frame, with one backrest slope, with waste and overflow

DuraSolid® A



Whirtub (Euro)

Size mm	Capacity l	Model-No.	Air-System (XX X = AS 0)				
1900 x 900	205	760363 00 0 XX X000	7.389				

Suitable equipment for Whirtub

	Model-No.	Euro
Surcharge, for waste and overflow Quadroval, with water inlet, chrome*	791252 00 0 00 1000	356
Surcharge, for waste and overflow Quadroval, with base inlet, chrome**	791275 00 0 00 1000	513
Bathtub handle, chrome	792804 00 0 00 1000	364

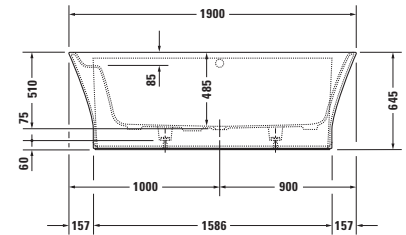
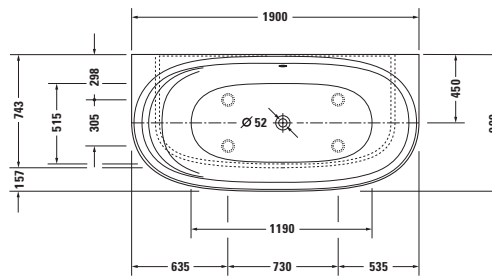
Suitable accessories for Whirtub

Rubber profile	790126 00 0 00 0000	25
----------------	---------------------	----

Infobox: The bathtub handle cannot be ordered separately, only mounted on the bathtub. The price does include the installation and the handle itself.
 / * pipe interrupt or faucet with safety against backflow according to DIN EN 1717 necessary, connection hose # 790188 is recommended / ** pipe interrupt mandatory, connection hose # 790166 is recommended

Cape Cod Design by Philippe Starck

Whirtub back-to-wall, with seamless panel and support frame, with one backrest slope, with waste and overflow
DuraSolid® A



Whirtub (Euro)

Size mm	Capacity l	Model-No.	Air-System (XX X = AS 0)			
1900 x 900	205	760364 00 0 XX X000	7.389			

Suitable equipment for Whirtub

	Model-No.	Euro
Surcharge, for waste and overflow Quadroval, with water inlet, chrome*	791252 00 0 00 1000	356
Surcharge, for waste and overflow Quadroval, with base inlet, chrome**	791275 00 0 00 1000	513
Bathtub handle, chrome	792804 00 0 00 1000	364

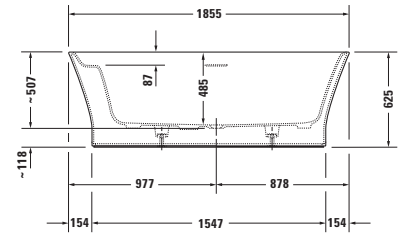
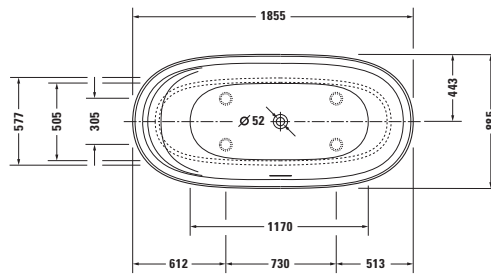
Suitable accessories for Whirtub

Rubber profile	790126 00 0 00 0000	25
----------------	---------------------	----

Infobox: The bathtub handle cannot be ordered separately, only mounted on the bathtub. The price does include the installation and the handle itself.
/ * pipe interrupt or faucet with safety against backflow according to DIN EN 1717 necessary, connection hose # 790188 is recommended / ** pipe interrupt mandatory, connection hose # 790166 is recommended

Cape Cod Design by Philippe Starck

Whirtub freestanding, with seamless panel and support frame, with one backrest slope, with special waste and overflow
 DuraSolid® A



Whirtub (Euro)

Size mm	Capacity l	Model-No.	Air-System (XX X = AS 0)				
1855 x 885	205	760330 00 0 XX X000	8.881				

Suitable equipment for Whirtub

	Model-No.	Euro
Bathtub handle, chrome	792804 00 0 00 1000	364

Infobox: The bathtub handle cannot be ordered separately, only mounted on the bathtub. The price does include the installation and the handle itself.

Darling New Design by sieger design


Product Information

LED white light under bathtub rim (optional)


Under the wide bathtub rim a LED stripe is installed which suffuses the bathtub panel in indirect light. The light can be operated by touching the Duravit logo on bathtub rim. The LED white light is suitable for all Darling New bath- and whirltubs with furniture or acrylic panel (excluding built-in versions).

Power supply

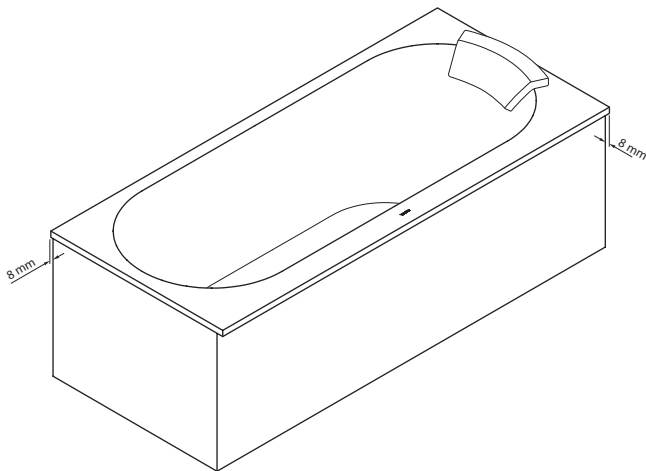
220-240V 50/60Hz



Darling New bath- and whirltubs with panel # 7X0242 - 7X0245: LED white light is installed in front area.



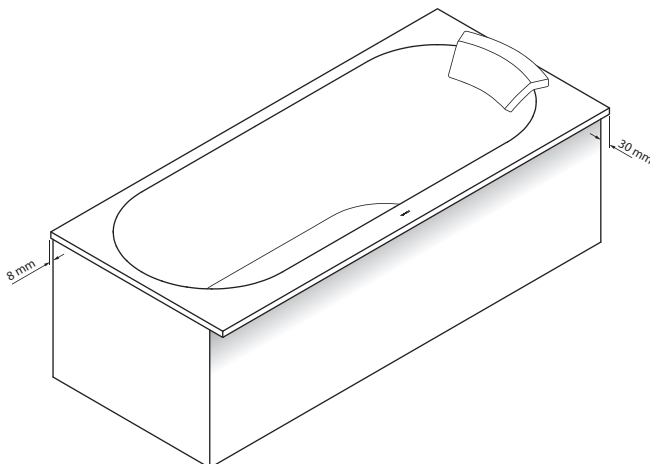
Darling New bath- and whirltubs with acrylic panel # 7X0246 - 7X0248: LED white light is installed all around.



Panel

When ordering without LED white light

For the combination Darling New rectangle bathtub # 7X0242 - 7X0245 without LED white light under bathtub rim the panel with standard recess of ~ 8 mm must be ordered.

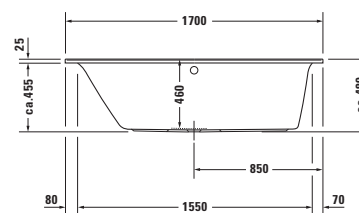
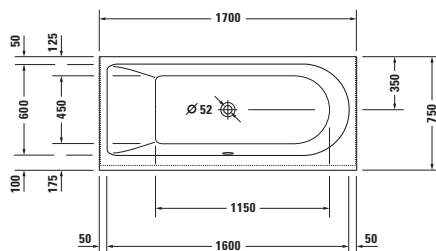


When ordering with LED white light

For the combination Darling New rectangle bathtub # 7X0242 - 7X0245 with LED white light under bathtub rim the panel with larger recess in front area of ~ 30 mm must be ordered.

Darling New Design by sieger design

Whirltub rectangle, built-in or for panel, with one backrest slope left, with support frame and waste and overflow sanitary acrylic



Whirltub (Euro)

Size mm	Capacity l	Model-No.	Air-System (XX X = AS 0)	Jet-System (XX X = JS 1)	Combi-System P (XX X = CP 1)	Combi-System E (XX X = CE 1)	Combi-System L (XX X = CL 1)
1700 x 750	160	760242 00 0 XX X000	3.448	3.621	6.514	8.200	9.278

Suitable equipment for Whirltub

	Model-No.	Euro
Surcharge, for waste and overflow Quadroval, with water inlet, chrome*	791206 00 0 00 1000	280
LED white light, under bathtub rim	791847 00 0 00 0000	991
Bathtub handle, chrome	792804 00 0 00 1000	364

Suitable equipment for Jet-System, Combi-System P

LED coloured light, for whirltubs with Jet-System or Combi-System P	791850 00 0 00 1000	3.651
---	----------------------------	-------

Suitable equipment for Combi-System E

Heating, for whirltubs with Combi-System E	791882 00 0 00 0000	898
UV Hygiene Management, for whirltubs with Combi-System E	791884 00 0 00 0000	1.224
LED coloured light (replaces LED white light), for whirltubs with Combi-System E	791890 00 0 00 1000	2.286

Suitable equipment for Combi-System L

Heating, for whirltubs with Combi-System L	791883 00 0 00 0000	898
UV Hygiene Management, for whirltubs with Combi-System L	791887 00 0 00 0000	1.224
LED coloured light (replaces LED white light), for whirltubs with Combi-System L	791892 00 0 00 1000	2.286

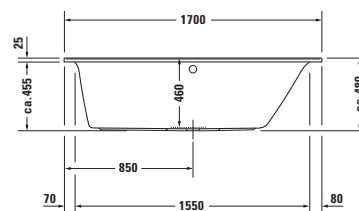
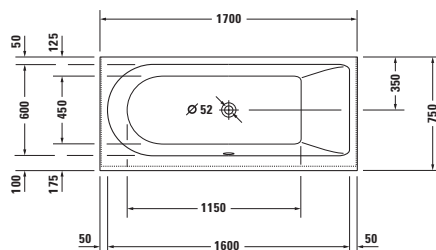
Suitable accessories for Whirltub

Headrest, straight, white	790007 00 0 00 0000	134
Bathtub anchors	790103 00 0 00 0000	45
Rubber profile	790126 00 0 00 0000	25
Suitable panels s.p. 438/439		

Infobox: The bathtub handle cannot be ordered separately, only mounted on the bathtub. The price does include the installation and the handle itself.
 / * pipe interrupt or faucet with safety against backflow according to DIN EN 1717 necessary, connection hose # 790159 is recommended / LED white light under bathtub rim only available for tubs with panel, no built-in version possible

Darling New Design by sieger design

Whirltub rectangle, built-in or for panel, with one backrest slope right, with support frame and waste and overflow sanitary acrylic



Whirltub (Euro)

Size mm	Capacity l	Model-No.	Air-System (XX X = AS 0)	Jet-System (XX X = JS 1)	Combi-System P (XX X = CP 1)	Combi-System E (XX X = CE 1)	Combi-System L (XX X = CL 1)
1700 x 750	160	760243 00 0 XX X000	3.448	3.621	6.514	8.200	9.278

Suitable equipment for Whirltub

	Model-No.	Euro
Surcharge, for waste and overflow Quadroval, with water inlet, chrome*	791206 00 0 00 1000	280
LED white light, under bathtub rim	791847 00 0 00 0000	991
Bathtub handle, chrome	792804 00 0 00 1000	364

Suitable equipment for Jet-System, Combi-System P

LED coloured light, for whirltubs with Jet-System or Combi-System P	791850 00 0 00 1000	3.651
---	----------------------------	-------

Suitable equipment for Combi-System E

Heating, for whirltubs with Combi-System E	791882 00 0 00 0000	898
UV Hygiene Management, for whirltubs with Combi-System E	791884 00 0 00 0000	1.224
LED coloured light (replaces LED white light), for whirltubs with Combi-System E	791890 00 0 00 1000	2.286

Suitable equipment for Combi-System L

Heating, for whirltubs with Combi-System L	791883 00 0 00 0000	898
UV Hygiene Management, for whirltubs with Combi-System L	791887 00 0 00 0000	1.224
LED coloured light (replaces LED white light), for whirltubs with Combi-System L	791892 00 0 00 1000	2.286

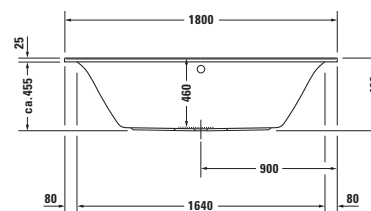
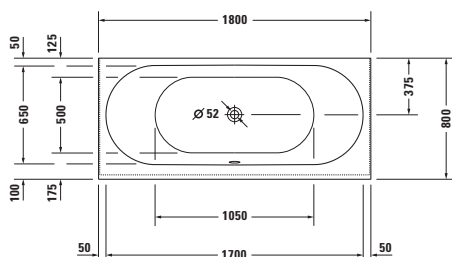
Suitable accessories for Whirltub

Headrest, straight, white	790007 00 0 00 0000	134
Bathtub anchors	790103 00 0 00 0000	45
Rubber profile	790126 00 0 00 0000	25
Suitable panels s.p. 438/439		

Infobox: The bathtub handle cannot be ordered separately, only mounted on the bathtub. The price does include the installation and the handle itself.
 / * pipe interrupt or faucet with safety against backflow according to DIN EN 1717 necessary, connection hose # 790159 is recommended / LED white light under bathtub rim only available for tubs with panel, no built-in version possible

Darling New Design by sieger design

Whirltub rectangle, built-in or for panel, with two backrest slopes, with support frame and waste and overflow sanitary acrylic



Whirltub (Euro)

Size mm	Capacity l	Model-No.	Air-System (XX X = AS 0)	Jet-System (XX X = JS 1)	Combi-System P (XX X = CP 1)	Combi-System E (XX X = CE 1)	Combi-System L (XX X = CL 1)
1800 x 800	165	760244 00 0 XX X000	3.631	3.805	6.696	8.385	9.462

Suitable equipment for Whirltub

	Model-No.	Euro
Surcharge, for waste and overflow Quadroval, with water inlet, chrome*	791206 00 0 00 1000	280
Surcharge, for waste and overflow Quadroval, with base inlet, chrome**	791227 00 0 00 1000	513
LED white light, under bathtub rim	791847 00 0 00 0000	991
Bathtub handle, chrome	792804 00 0 00 1000	364

Suitable equipment for Jet-System, Combi-System P

LED coloured light, for whirltubs with Jet-System or Combi-System P	791850 00 0 00 1000	3.651
---	----------------------------	-------

Suitable equipment for Combi-System E

Heating, for whirltubs with Combi-System E	791882 00 0 00 0000	898
UV Hygiene Management, for whirltubs with Combi-System E	791884 00 0 00 0000	1.224
LED coloured light (replaces LED white light), for whirltubs with Combi-System E	791890 00 0 00 1000	2.286

Suitable equipment for Combi-System L

Heating, for whirltubs with Combi-System L	791883 00 0 00 0000	898
UV Hygiene Management, for whirltubs with Combi-System L	791887 00 0 00 0000	1.224
LED coloured light (replaces LED white light), for whirltubs with Combi-System L	791892 00 0 00 1000	2.286

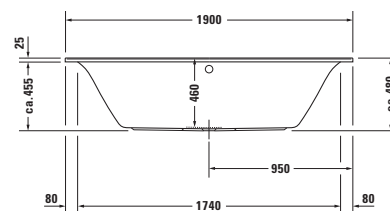
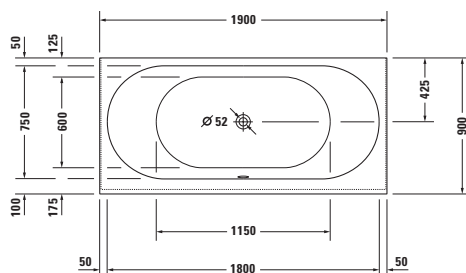
Suitable accessories for Whirltub

Headrest, curved, white	790008 00 0 00 0000	134
Bathtub anchors	790103 00 0 00 0000	45
Rubber profile	790126 00 0 00 0000	25
Suitable panels s.p. 438/439		

Infobox: The bathtub handle cannot be ordered separately, only mounted on the bathtub. The price does include the installation and the handle itself.
 / * pipe interrupt or faucet with safety against backflow according to DIN EN 1717 necessary, connection hose # 790159 is recommended / ** pipe interrupt mandatory, connection hose # 790166 is recommended / LED white light under bathtub rim only available for tubs with panel, no built-in version possible

Darling New Design by sieger design

Whirltub rectangle, built-in or for panel, with two backrest slopes, with support frame and waste and overflow
sanitary acrylic



Whirltub (Euro)

Size mm	Capacity l	Model-No.	Air-System (XX X = AS 0)	Jet-System (XX X = JS 1)	Combi-System P (XX X = CP 1)	Combi-System E (XX X = CE 1)	Combi-System L (XX X = CL 1)
1900 x 900	170	760245 00 0 XX X000	3.802	3.976	6.868	8.556	9.633

Suitable equipment for Whirltub

	Model-No.	Euro
Surcharge, for waste and overflow Quadroval, with water inlet, chrome*	791206 00 0 00 1000	280
Surcharge, for waste and overflow Quadroval, with base inlet, chrome**	791227 00 0 00 1000	513
LED white light, under bathtub rim	791847 00 0 00 0000	991
Bathtub handle, chrome	792804 00 0 00 1000	364

Suitable equipment for Jet-System, Combi-System P

LED coloured light, for whirltubs with Jet-System or Combi-System P	791850 00 0 00 1000	3.651
---	----------------------------	-------

Suitable equipment for Combi-System E

Heating, for whirltubs with Combi-System E	791882 00 0 00 0000	898
UV Hygiene Management, for whirltubs with Combi-System E	791884 00 0 00 0000	1.224
LED coloured light (replaces LED white light), for whirltubs with Combi-System E	791890 00 0 00 1000	2.286

Suitable equipment for Combi-System L

Heating, for whirltubs with Combi-System L	791883 00 0 00 0000	898
UV Hygiene Management, for whirltubs with Combi-System L	791887 00 0 00 0000	1.224
LED coloured light (replaces LED white light), for whirltubs with Combi-System L	791892 00 0 00 1000	2.286

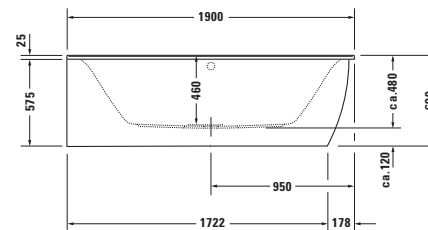
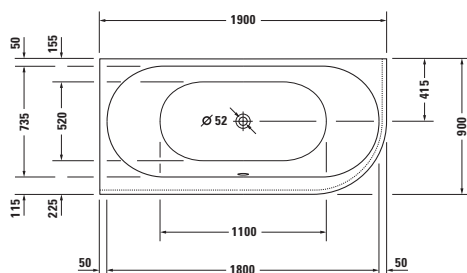
Suitable accessories for Whirltub

Headrest, curved, white	790008 00 0 00 0000	134
Bathtub anchors	790103 00 0 00 0000	45
Rubber profile	790126 00 0 00 0000	25
Suitable panels s.p. 438/439		

Infobox: The bathtub handle cannot be ordered separately, only mounted on the bathtub. The price does include the installation and the handle itself.
/ * pipe interrupt or faucet with safety against backflow according to DIN EN 1717 necessary, connection hose # 790159 is recommended / ** pipe interrupt mandatory, connection hose # 790166 is recommended / LED white light under bathtub rim only available for tubs with panel, no built-in version possible

Darling New Design by sieger design

Whirltub corner left, with acrylic panel and support frame, with two backrest slopes, with waste and overflow
sanitary acrylic



Whirltub (Euro)

Size mm	Capacity l	Model-No.	Air-System (XX X = AS 0)	Jet-System (XX X = JS 1)	Combi-System P (XX X = CP 1)	Combi-System E (XX X = CE 1)	Combi-System L (XX X = CL 1)
1900 x 900	185	760246 00 0 XX X000	5.287	5.460	8.353	10.039	11.117

Suitable equipment for Whirltub

	Model-No.	Euro
Surcharge, for waste and overflow Quadroval, with water inlet, chrome*	791206 00 0 00 1000	280
Surcharge, for waste and overflow Quadroval, with base inlet, chrome**	791227 00 0 00 1000	513
LED white light, under bathtub rim	791848 00 0 00 0000	1.144
Bathtub handle, chrome	792804 00 0 00 1000	364

Suitable equipment for Jet-System, Combi-System P

LED coloured light, for whirltubs with Jet-System or Combi-System P	791850 00 0 00 1000	3.651
---	----------------------------	-------

Suitable equipment for Combi-System E

Heating, for whirltubs with Combi-System E	791882 00 0 00 0000	898
UV Hygiene Management, for whirltubs with Combi-System E	791884 00 0 00 0000	1.224
LED coloured light (replaces LED white light), for whirltubs with Combi-System E	791890 00 0 00 1000	2.286

Suitable equipment for Combi-System L

Heating, for whirltubs with Combi-System L	791883 00 0 00 0000	898
UV Hygiene Management, for whirltubs with Combi-System L	791887 00 0 00 0000	1.224
LED coloured light (replaces LED white light), for whirltubs with Combi-System L	791892 00 0 00 1000	2.286

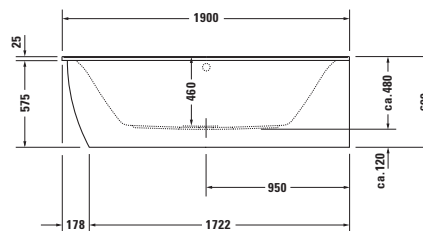
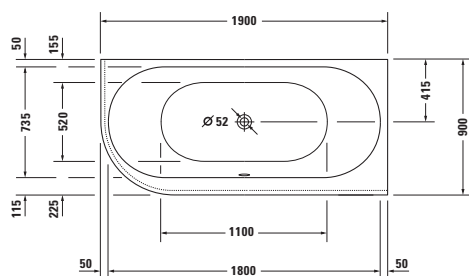
Suitable accessories for Whirltub

Headrest, curved, white	790008 00 0 00 0000	134
Bathtub anchors	790103 00 0 00 0000	45
Rubber profile	790126 00 0 00 0000	25

Infobox: The bathtub handle cannot be ordered separately, only mounted on the bathtub. The price does include the installation and the handle itself.
/ * pipe interrupt or faucet with safety against backflow according to DIN EN 1717 necessary, connection hose # 790159 is recommended / ** pipe interrupt mandatory, connection hose # 790166 is recommended

Darling New Design by sieger design

Whirltub corner right, with acrylic panel and support frame, with two backrest slopes, with waste and overflow
sanitary acrylic



Whirltub (Euro)

Size mm	Capacity l	Model-No.	Air-System (XX X = AS 0)	Jet-System (XX X = JS 1)	Combi-System P (XX X = CP 1)	Combi-System E (XX X = CE 1)	Combi-System L (XX X = CL 1)
1900 x 900	185	760247 00 0 XX X000	5.287	5.460	8.353	10.039	11.117

Suitable equipment for Whirltub

	Model-No.	Euro
Surcharge, for waste and overflow Quadroval, with water inlet, chrome*	791206 00 0 00 1000	280
Surcharge, for waste and overflow Quadroval, with base inlet, chrome**	791227 00 0 00 1000	513
LED white light, under bathtub rim	791848 00 0 00 0000	1.144
Bathtub handle, chrome	792804 00 0 00 1000	364

Suitable equipment for Jet-System, Combi-System P

LED coloured light, for whirltubs with Jet-System or Combi-System P	791850 00 0 00 1000	3.651
---	----------------------------	-------

Suitable equipment for Combi-System E

Heating, for whirltubs with Combi-System E	791882 00 0 00 0000	898
UV Hygiene Management, for whirltubs with Combi-System E	791884 00 0 00 0000	1.224
LED coloured light (replaces LED white light), for whirltubs with Combi-System E	791890 00 0 00 1000	2.286

Suitable equipment for Combi-System L

Heating, for whirltubs with Combi-System L	791883 00 0 00 0000	898
UV Hygiene Management, for whirltubs with Combi-System L	791887 00 0 00 0000	1.224
LED coloured light (replaces LED white light), for whirltubs with Combi-System L	791892 00 0 00 1000	2.286

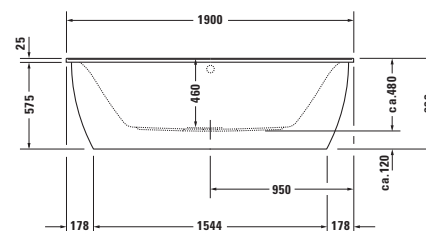
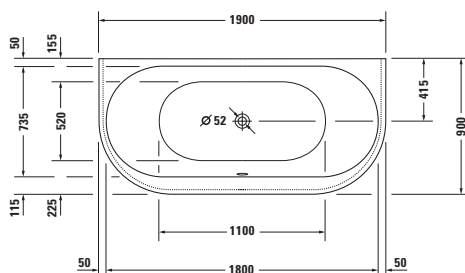
Suitable accessories for Whirltub

Headrest, curved, white	790008 00 0 00 0000	134
Bathtub anchors	790103 00 0 00 0000	45
Rubber profile	790126 00 0 00 0000	25

Infobox: The bathtub handle cannot be ordered separately, only mounted on the bathtub. The price does include the installation and the handle itself.
/ * pipe interrupt or faucet with safety against backflow according to DIN EN 1717 necessary, connection hose # 790159 is recommended / ** pipe interrupt mandatory, connection hose # 790166 is recommended

Darling New Design by sieger design

Whirltub back-to-wall, with acrylic panel and support frame, with two backrest slopes, with waste and overflow sanitary acrylic



Whirltub (Euro)

Size mm	Capacity l	Model-No.	Air-System (XX X = AS 0)	Jet-System (XX X = JS 1)	Combi-System P (XX X = CP 1)	Combi-System E (XX X = CE 1)	Combi-System L (XX X = CL 1)
1900 x 900	170	760248 00 0 XX X000	5.405	5.579	8.472	10.158	11.235

Suitable equipment for Whirltub

	Model-No.	Euro
Surcharge, for waste and overflow Quadroval, with water inlet, chrome*	791206 00 0 00 1000	280
Surcharge, for waste and overflow Quadroval, with base inlet, chrome**	791227 00 0 00 1000	513
LED white light, under bathtub rim	791849 00 0 00 0000	1.242
Bathtub handle, chrome	792804 00 0 00 1000	364

Suitable equipment for Jet-System, Combi-System P

LED coloured light, for whirltubs with Jet-System or Combi-System P	791850 00 0 00 1000	3.651
---	----------------------------	-------

Suitable equipment for Combi-System E

Heating, for whirltubs with Combi-System E	791882 00 0 00 0000	898
UV Hygiene Management, for whirltubs with Combi-System E	791884 00 0 00 0000	1.224
LED coloured light (replaces LED white light), for whirltubs with Combi-System E	791890 00 0 00 1000	2.286

Suitable equipment for Combi-System L

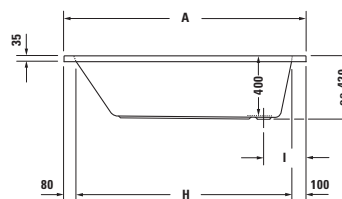
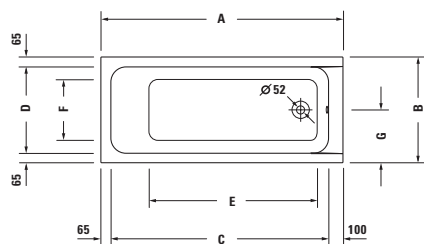
Heating, for whirltubs with Combi-System L	791883 00 0 00 0000	898
UV Hygiene Management, for whirltubs with Combi-System L	791887 00 0 00 0000	1.224
LED coloured light (replaces LED white light), for whirltubs with Combi-System L	791892 00 0 00 1000	2.286

Suitable accessories for Whirltub

Headrest, curved, white	790008 00 0 00 0000	134
Bathtub anchors	790103 00 0 00 0000	45
Rubber profile	790126 00 0 00 0000	25

Infobox: The bathtub handle cannot be ordered separately, only mounted on the bathtub. The price does include the installation and the handle itself.
 / * pipe interrupt or faucet with safety against backflow according to DIN EN 1717 necessary, connection hose # 790159 is recommended / ** pipe interrupt mandatory, connection hose # 790166 is recommended

D-Code Design by sieger design

Whirltub rectangle, built-in, with one backrest slope, outlet in foot area, with support frame and waste and overflow
 sanitary acrylic


	A	B	C	D	E	F	G	H	I
7X0095	1500	750	1335	620	1015	460	375	1320	290
7X0096	1600	700	1435	570	1115	400	350	1420	280
7X0098	1700	700	1535	570	1210	400	350	1520	275
7X0100	1700	750	1535	620	1200	430	375	1520	280

Whirltub (Euro)

Size mm	Capacity l	Model-No.	Jet Project (XX X = JP 1)				
1500 x 750	95	760095 00 0 XX X000	2.372				
1600 x 700	100	760096 00 0 XX X000	2.384				
1700 x 700	110	760098 00 0 XX X000	2.387				
1700 x 750	120	760100 00 0 XX X000	2.437				

Suitable equipment for Whirltub

	Model-No.	Euro
Bathtub handle, chrome	792804 00 0 00 1000	364
Suitable acrylic panels s.p. 653/654		

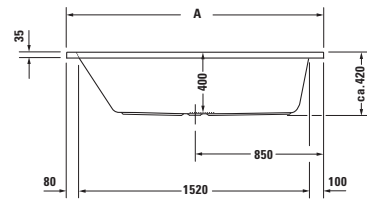
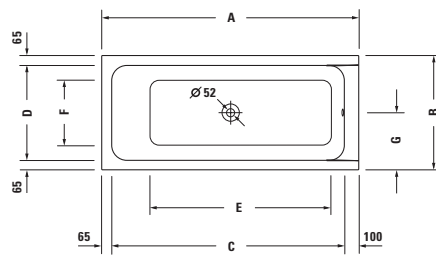
Suitable accessories for Whirltub

Bathtub anchors	790125 00 0 00 0000	25
Rubber profile	790126 00 0 00 0000	25

Infobox: The bathtub handle cannot be ordered separately, only mounted on the bathtub. The price does include the installation and the handle itself.

D-Code Design by sieger design

Whirltub rectangle, built-in, with one backrest slope, central outlet, with support frame and waste and overflow
sanitary acrylic



	A	B	C	D	E	F	G
7X0097	1700	700	1535	570	1210	400	350
7X0099	1700	750	1535	620	1200	430	375

Whirltub (Euro)

Size mm	Capacity l	Model-No.	Jet Project (XX X = JP 1)				
1700 x 700	110	760097 00 0 XX X000	2.387				
1700 x 750	120	760099 00 0 XX X000	2.437				

Suitable equipment for Whirltub

	Model-No.	Euro
Bathtub handle, chrome	792804 00 0 00 1000	364
Suitable acrylic panels s.p. 653/654		

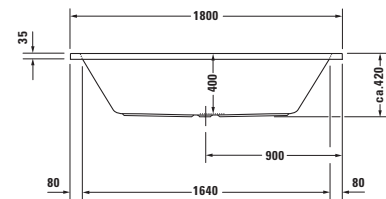
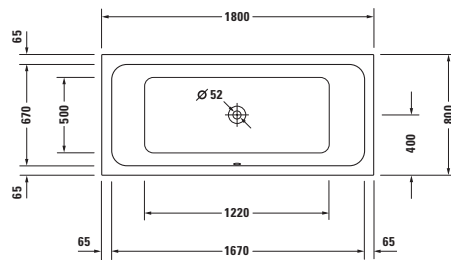
Suitable accessories for Whirltub

Bathtub anchors	790125 00 0 00 0000	25
Rubber profile	790126 00 0 00 0000	25

Infobox: The bathtub handle cannot be ordered separately, only mounted on the bathtub. The price does include the installation and the handle itself.

D-Code Design by sieger design

Whirltub rectangle, built-in, with two backrest slopes, central outlet, with support frame and waste and overflow
sanitary acrylic



Whirltub (Euro)

Size mm	Capacity l	Model-No.	Jet Project (XX X = JP 1)				
1800 x 800	150	760101 00 0 XX X000	2.470				

Suitable equipment for Whirltub

	Model-No.	Euro
Bathtub handle, chrome	792804 00 0 00 1000	364
Suitable acrylic panels s.p. 653/654		

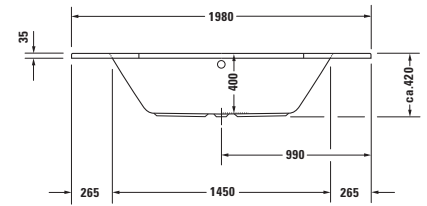
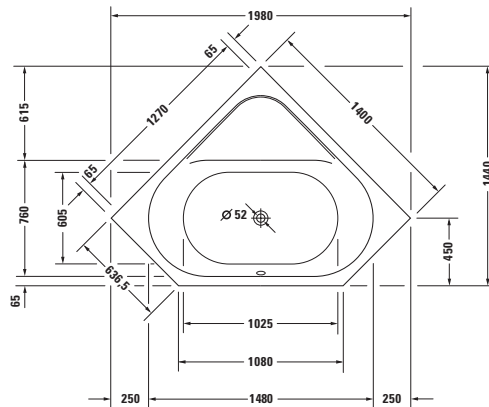
Suitable accessories for Whirltub

Bathtub anchors	790125 00 0 00 0000	25
Rubber profile	790126 00 0 00 0000	25

Infobox: The bathtub handle cannot be ordered separately, only mounted on the bathtub. The price does include the installation and the handle itself.

D-Code Design by sieger design

Whirltub corner, built-in, with two backrest slopes, with support frame and waste and overflow
sanitary acrylic



Whirltub (Euro)

Size mm	Capacity l	Model-No.	Jet Project (XX X = JP 1)				
1400 x 1400	140	760137 00 0 XX X000	2.695				

Suitable equipment for Whirltub

	Model-No.	Euro
Bathtub handle, chrome	792804 00 0 00 1000	364

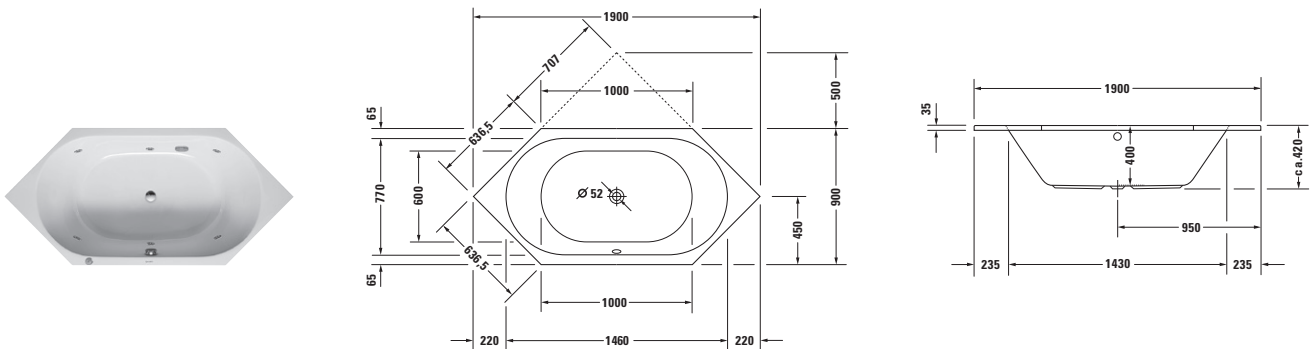
Suitable accessories for Whirltub

Bathtub anchors	790125 00 0 00 0000	25
Rubber profile	790126 00 0 00 0000	25

Infobox: The bathtub handle cannot be ordered separately, only mounted on the bathtub. The price does include the installation and the handle itself.

D-Code Design by sieger design

Whirltub hexagon, built-in, with two backrest slopes, with support frame and waste and overflow
sanitary acrylic



Whirltub (Euro)

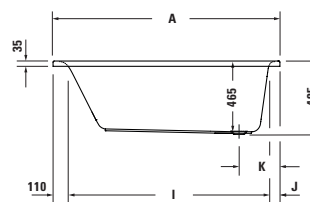
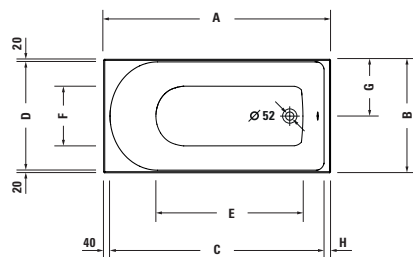
Size mm	Capacity l	Model-No.	Jet Project (XX X = JP 1)				
1900 x 900	140	760138 00 0 XX X000	2.588				

Suitable equipment for Whirltub		Model-No.	Euro
Bathtub handle, chrome		792804 00 0 00 1000	364
Suitable accessories for Whirltub			
Bathtub anchors		790125 00 0 00 0000	25
Rubber profile		790126 00 0 00 0000	25

Infobox: The bathtub handle cannot be ordered separately, only mounted on the bathtub. The price does include the installation and the handle itself.

D-Neo Design by Bertrand Lejoly

Whirltub rectangle, built-in, with one backrest slope, with support frame and waste and overflow sanitary acrylic



	A	B	C	D	E	F	G	H	I	J	K
7X0471	1500	750	1420	710	975	390	375	40	1320	70	270
7X0472	1600	700	1520	660	1040	370	350	40	1420	70	270
7X0478	1700	700	1600	660	1090	370	350	60	1500	90	290
7X0479	1700	750	1600	710	1090	390	375	60	1500	90	290
7X0475	1800	800	1720	760	1175	420	400	40	1620	70	270

Whirltub (Euro)

Size mm	Capacity l	Model-No.	Jet Project (XX X = JP 1)
1500 x 750	125	760471 00 0 XX X000	2.625
1600 x 700	130	760472 00 0 XX X000	2.637
1700 x 700	140	760478 00 0 XX X000	2.650
1700 x 750	160	760479 00 0 XX X000	2.658
1800 x 800	190	760475 00 0 XX X000	2.708

Suitable equipment for Whirltub

	Model-No.	Euro
Surcharge, for waste and overflow Quadroval, with water inlet, chrome*	791205 00 0 00 1000	280
Bathtub handle, chrome	792804 00 0 00 1000	364

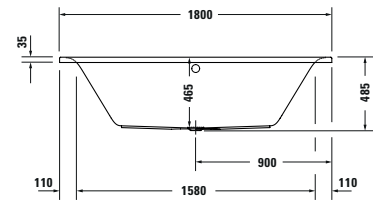
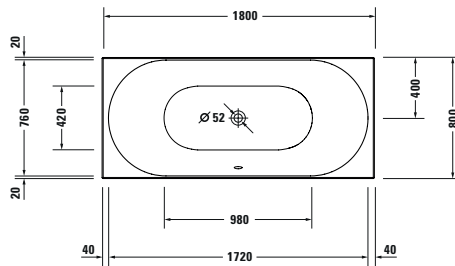
Suitable accessories for Whirltub

Bathtub anchors	790125 00 0 00 0000	25
Rubber profile	790126 00 0 00 0000	25

Infobox: The bathtub handle cannot be ordered separately, only mounted on the bathtub. The price does include the installation and the handle itself. /
* pipe interrupt or faucet with safety against backflow according to DIN EN 1717 necessary, connection hose # 790159 is recommended

D-Neo Design by Bertrand Lejoly

Whirtub rectangle, built-in, with two backrest slopes, with support frame and waste and overflow sanitary acrylic



Whirtub (Euro)

Size mm	Capacity l	Model-No.	Jet Project (XX X = JP 1)				
1800 x 800	160	760476 00 0 XX X000	2.761				

Suitable equipment for Whirtub

	Model-No.	Euro
Surcharge, for waste and overflow Quadroval, with water inlet, chrome*	791206 00 0 00 1000	280
Bathtub handle, chrome	792804 00 0 00 1000	364

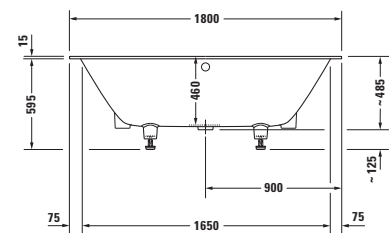
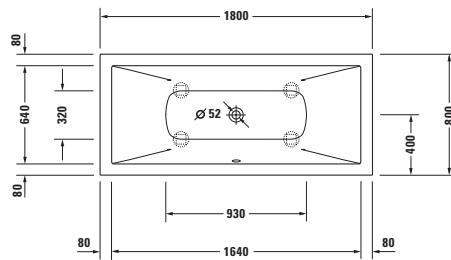
Suitable accessories for Whirtub

Bathtub anchors	790125 00 0 00 0000	25
Rubber profile	790126 00 0 00 0000	25

Infobox: The bathtub handle cannot be ordered separately, only mounted on the bathtub. The price does include the installation and the handle itself. / * pipe interrupt or faucet with safety against backflow according to DIN EN 1717 necessary, connection hose # 790159 is recommended

DuraSquare Design by Duravit

Whirtub rectangle, built-in, with support frame, with two backrest slopes, with waste and overflow
DuraSolid® A



Whirtub (Euro)

Size mm	Capacity l	Model-No.	Air-System (XX X = AS 0)			
1800 x 800	170	760426 00 0 XX X000	5.263			

Suitable equipment for Whirtub

	Model-No.	Euro
Surcharge, for waste and overflow Quadroval, with water inlet, chrome*	791274 00 0 00 1000	280
Surcharge, for waste and overflow Quadroval, with base inlet, chrome**	791270 00 0 00 1000	513
Bathtub handle, chrome	792804 00 0 00 1000	364

Suitable accessories for Whirtub

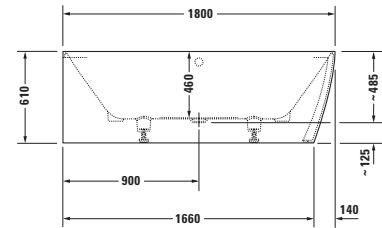
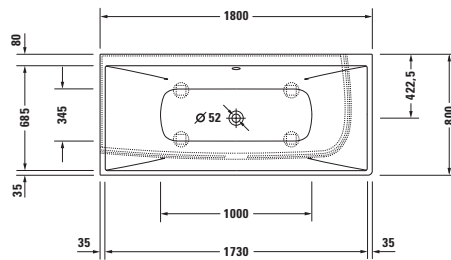
Rubber profile	790126 00 0 00 0000	25
----------------	---------------------	----

Infobox: The bathtub handle cannot be ordered separately, only mounted on the bathtub. The price does include the installation and the handle itself.
/ * pipe interrupt or faucet with safety against backflow according to DIN EN 1717 necessary, connection hose # 790188 is recommended / ** pipe interrupt mandatory, connection hose # 790166 is recommended

DuraSquare Design by Duravit

Whirtub corner left, with seamless panel and support frame, with two backrest slopes, with waste and overflow

DuraSolid® A



Whirtub (Euro)

Size mm	Capacity l	Model-No.	Air-System (XX X = AS 0)				
1800 x 800	195	760427 00 0 XX X000	7.069				

Suitable equipment for Whirtub

	Model-No.	Euro
Surcharge, for waste and overflow Quadroval, with water inlet, chrome*	791252 00 0 00 1000	356
Surcharge, for waste and overflow Quadroval, with base inlet, chrome**	791275 00 0 00 1000	513
Bathtub handle, chrome	792804 00 0 00 1000	364

Suitable accessories for Whirtub

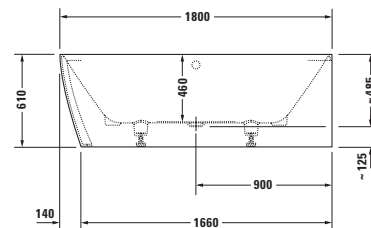
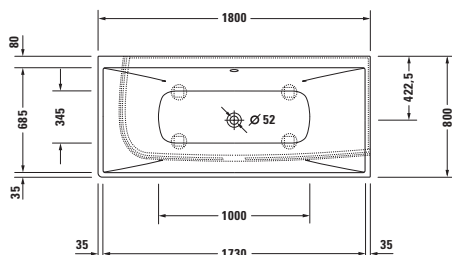
Rubber profile	790126 00 0 00 0000	25
----------------	---------------------	----

Infobox: The bathtub handle cannot be ordered separately, only mounted on the bathtub. The price does include the installation and the handle itself.
 / * pipe interrupt or faucet with safety against backflow according to DIN EN 1717 necessary, connection hose # 790188 is recommended / ** pipe interrupt mandatory, connection hose # 790166 is recommended

DuraSquare Design by Duravit

Whirtub corner right, with seamless panel and support frame, with two backrest slopes, with waste and overflow

DuraSolid® A



Whirtub (Euro)

Size mm	Capacity l	Model-No.	Air-System (XX X = AS 0)				
1800 x 800	195	760428 00 0 XX X000	7.069				

Suitable equipment for Whirtub

	Model-No.	Euro
Surcharge, for waste and overflow Quadroval, with water inlet, chrome*	791252 00 0 00 1000	356
Surcharge, for waste and overflow Quadroval, with base inlet, chrome**	791275 00 0 00 1000	513
Bathtub handle, chrome	792804 00 0 00 1000	364

Suitable accessories for Whirtub

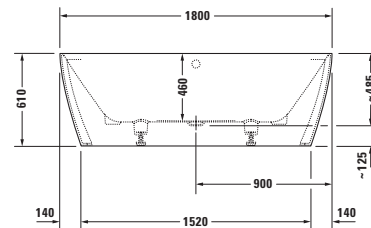
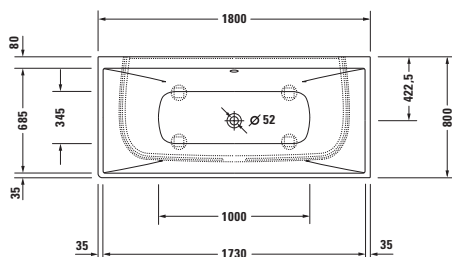
Rubber profile	790126 00 0 00 0000	25
----------------	---------------------	----

Infobox: The bathtub handle cannot be ordered separately, only mounted on the bathtub. The price does include the installation and the handle itself.
 / * pipe interrupt or faucet with safety against backflow according to DIN EN 1717 necessary, connection hose # 790188 is recommended / ** pipe interrupt mandatory, connection hose # 790166 is recommended

DuraSquare Design by Duravit

Whirltub back-to-wall, with seamless panel and support frame, with two backrest slopes, with waste and overflow

DuraSolid® A



Whirltub (Euro)

Size mm	Capacity l	Model-No.	Air-System (XX X = AS 0)				
1800 x 800	195	760429 00 0 XX X000	7.069				

Suitable equipment for Whirltub

	Model-No.	Euro
Surcharge, for waste and overflow Quadroval, with water inlet, chrome*	791252 00 0 00 1000	356
Surcharge, for waste and overflow Quadroval, with base inlet, chrome**	791275 00 0 00 1000	513
Bathtub handle, chrome	792804 00 0 00 1000	364

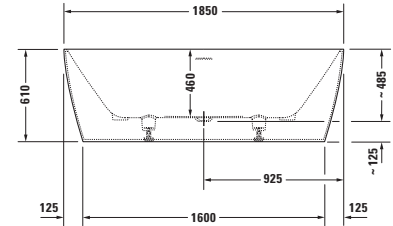
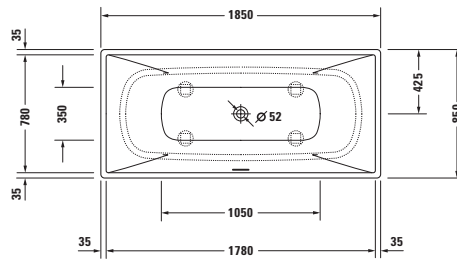
Suitable accessories for Whirltub

Rubber profile	790126 00 0 00 0000	25
----------------	---------------------	----

Infobox: The bathtub handle cannot be ordered separately, only mounted on the bathtub. The price does include the installation and the handle itself.
 / * pipe interrupt or faucet with safety against backflow according to DIN EN 1717 necessary, connection hose # 790188 is recommended / ** pipe interrupt mandatory, connection hose # 790166 is recommended

DuraSquare Design by Duravit

Whirltub freestanding, with seamless panel and support frame, with two backrest slopes, with special waste and overflow
DuraSolid® A



Whirltub (Euro)

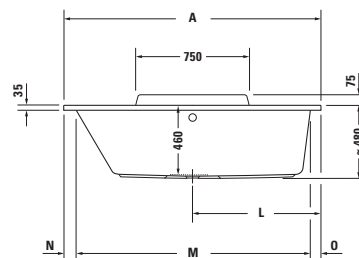
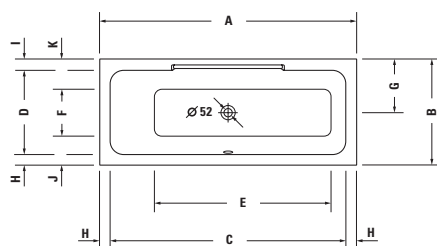
Size mm	Capacity l	Model-No.	Air-System (XX X = AS 0)				
1850 x 850	250	760430 00 0 XX X000	8.382				

Suitable equipment for Whirltub

	Model-No.	Euro
Bathtub handle, chrome	792804 00 0 00 1000	364

Infobox: The bathtub handle cannot be ordered separately, only mounted on the bathtub. The price does include the installation and the handle itself.

DuraStyle Design by Matteo Thun & Antonio Rodriguez

Whirltub rectangle, built-in or for panel, with one backrest slope left, with support frame and waste and overflow
 sanitary acrylic


	A	B	C	D	E	F	G	H	I	J	K	L	M	N	O	P
7X0292	1600	700	1460	555	1070	310	355	70	75	190	200	800	1450	80	70	1580
7X0294	1700	700	1560	555	1170	310	355	70	75	190	200	850	1550	80	70	1680
7X0296	1700	750	1540	570	1080	285	385	80	100	220	245	850	1530	90	80	1680

Whirltub (Euro)

Size mm	Capacity l	Model-No.	Air-System (XX X = AS 0)	Jet-System (XX X = JS 1)	Combi-System P (XX X = CP 1)	Combi-System E (XX X = CE 1)	Combi-System L (XX X = CL 1)
1600 x 700	130	760292 00 0 XX X000	3.120	3.293	6.187	7.873	8.951
1700 x 700	140	760294 00 0 XX X000	3.157	3.330	6.223	7.910	8.988
1700 x 750	170	760296 00 0 XX X000	3.194	3.367	6.260	7.946	9.025

Suitable equipment for Whirltub

	Model-No.	Euro
Surcharge, for waste and overflow Quadroval, with water inlet, chrome*	791206 00 0 00 1000	280
Bathtub handle, chrome	792804 00 0 00 1000	364

Suitable equipment for Jet-System, Combi-System P

LED coloured light, for whirltubs with Jet-System or Combi-System P	791850 00 0 00 1000	3.651
---	----------------------------	-------

Suitable equipment for Combi-System E

Heating, for whirltubs with Combi-System E	791882 00 0 00 0000	898
UV Hygiene Management, for whirltubs with Combi-System E	791884 00 0 00 0000	1.224
LED coloured light (replaces LED white light), for whirltubs with Combi-System E	791890 00 0 00 1000	2.286

Suitable equipment for Combi-System L

Heating, for whirltubs with Combi-System L	791883 00 0 00 0000	898
UV Hygiene Management, for whirltubs with Combi-System L	791887 00 0 00 0000	1.224
LED coloured light (replaces LED white light), for whirltubs with Combi-System L	791892 00 0 00 1000	2.286

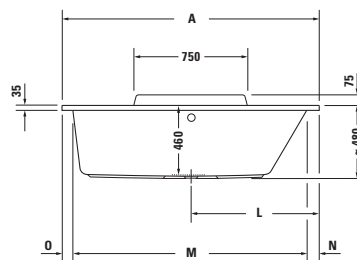
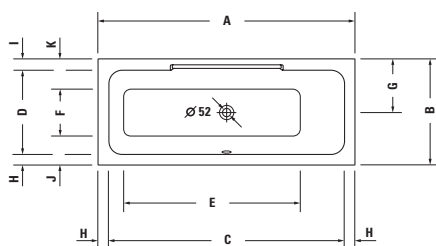
Suitable accessories for Whirltub

Bathtub anchors	790103 00 0 00 0000	45
Rubber profile	790126 00 0 00 0000	25
Suitable panels s.p. 463/464		

Infobox: The bathtub handle cannot be ordered separately, only mounted on the bathtub. The price does include the installation and the handle itself. / * pipe interrupt or faucet with safety against backflow according to DIN EN 1717 necessary, connection hose # 790159 is recommended

DuraStyle Design by Matteo Thun & Antonio Rodriguez

Whirltub rectangle, built-in or for panel, with one backrest slope right, with support frame and waste and overflow sanitary acrylic



	A	B	C	D	E	F	G	H	I	J	K	L	M	N	O	P
7X0293	1600	700	1460	555	1070	310	355	70	75	190	200	800	1450	80	70	1580
7X0295	1700	700	1560	555	1170	310	355	70	75	190	200	850	1550	80	70	1680
7X0297	1700	750	1540	570	1080	285	385	80	100	220	245	850	1530	90	80	1680

Whirltub (Euro)

Size mm	Capacity l	Model-No.	Air-System (XX X = AS 0)	Jet-System (XX X = JS 1)	Combi-System P (XX X = CP 1)	Combi-System E (XX X = CE 1)	Combi-System L (XX X = CL 1)
1600 x 700	130	760293 00 0 XX X000	3.120	3.293	6.187	7.873	8.951
1700 x 700	140	760295 00 0 XX X000	3.157	3.330	6.223	7.910	8.988
1700 x 750	170	760297 00 0 XX X000	3.194	3.367	6.260	7.946	9.025

Suitable equipment for Whirltub

	Model-No.	Euro
Surcharge, for waste and overflow Quadroval, with water inlet, chrome*	791206 00 0 00 1000	280
Bathtub handle, chrome	792804 00 0 00 1000	364

Suitable equipment for Jet-System, Combi-System P

LED coloured light, for whirltubs with Jet-System or Combi-System P	791850 00 0 00 1000	3.651
---	----------------------------	-------

Suitable equipment for Combi-System E

Heating, for whirltubs with Combi-System E	791882 00 0 00 0000	898
UV Hygiene Management, for whirltubs with Combi-System E	791884 00 0 00 0000	1.224
LED coloured light (replaces LED white light), for whirltubs with Combi-System E	791890 00 0 00 1000	2.286

Suitable equipment for Combi-System L

Heating, for whirltubs with Combi-System L	791883 00 0 00 0000	898
UV Hygiene Management, for whirltubs with Combi-System L	791887 00 0 00 0000	1.224
LED coloured light (replaces LED white light), for whirltubs with Combi-System L	791892 00 0 00 1000	2.286

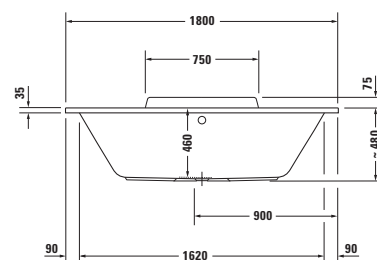
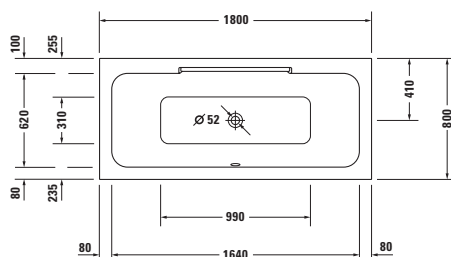
Suitable accessories for Whirltub

Bathtub anchors	790103 00 0 00 0000	45
Rubber profile	790126 00 0 00 0000	25
Suitable panels s.p. 463/464		

Infobox: The bathtub handle cannot be ordered separately, only mounted on the bathtub. The price does include the installation and the handle itself. / * pipe interrupt or faucet with safety against backflow according to DIN EN 1717 necessary, connection hose # 790159 is recommended

DuraStyle Design by Matteo Thun & Antonio Rodriguez

Whirltub rectangle, built-in or for panel, with two backrest slopes, with support frame and waste and overflow
sanitary acrylic



Whirltub (Euro)

Size mm	Capacity l	Model-No.	Air-System (XX X = AS 0)	Jet-System (XX X = JS 1)	Combi-System P (XX X = CP 1)	Combi-System E (XX X = CE 1)	Combi-System L (XX X = CL 1)
1800 x 800	180	760298 00 0 XX X000	3.323	3.496	6.389	8.075	9.154

Suitable equipment for Whirltub

	Model-No.	Euro
Surcharge, for waste and overflow Quadroval, with water inlet, chrome*	791206 00 0 00 1000	280
Surcharge, for waste and overflow Quadroval, with base inlet, chrome**	791227 00 0 00 1000	513
Bathtub handle, chrome	792804 00 0 00 1000	364

Suitable equipment for Jet-System, Combi-System P

LED coloured light, for whirltubs with Jet-System or Combi-System P	791850 00 0 00 1000	3.651
---	----------------------------	-------

Suitable equipment for Combi-System E

Heating, for whirltubs with Combi-System E	791882 00 0 00 0000	898
UV Hygiene Management, for whirltubs with Combi-System E	791884 00 0 00 0000	1.224
LED coloured light (replaces LED white light), for whirltubs with Combi-System E	791890 00 0 00 1000	2.286

Suitable equipment for Combi-System L

Heating, for whirltubs with Combi-System L	791883 00 0 00 0000	898
UV Hygiene Management, for whirltubs with Combi-System L	791887 00 0 00 0000	1.224
LED coloured light (replaces LED white light), for whirltubs with Combi-System L	791892 00 0 00 1000	2.286

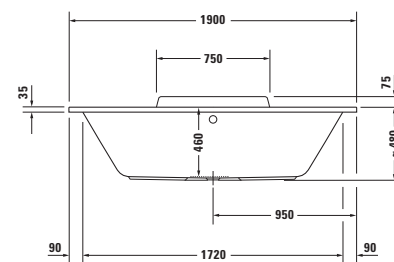
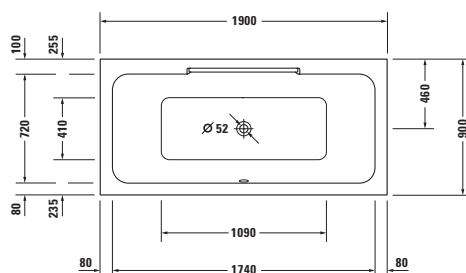
Suitable accessories for Whirltub

Bathtub anchors	790103 00 0 00 0000	45
Rubber profile	790126 00 0 00 0000	25
Suitable panels s.p. 463/464		

Infobox: The bathtub handle cannot be ordered separately, only mounted on the bathtub. The price does include the installation and the handle itself.
/ * pipe interrupt or faucet with safety against backflow according to DIN EN 1717 necessary, connection hose # 790159 is recommended / ** pipe interrupt mandatory, connection hose # 790166 is recommended

DuraStyle Design by Matteo Thun & Antonio Rodriguez

Whirltub rectangle, built-in or for panel, with two backrest slopes, with support frame and waste and overflow
sanitary acrylic



Whirltub (Euro)

Size mm	Capacity l	Model-No.	Air-System (XX X = AS 0)	Jet-System (XX X = JS 1)	Combi-System P (XX X = CP 1)	Combi-System E (XX X = CE 1)	Combi-System L (XX X = CL 1)
1900 x 900	250	760299 00 0 XX X000	3.477	3.650	6.543	8.229	9.306

Suitable equipment for Whirltub

	Model-No.	Euro
Surcharge, for waste and overflow Quadroval, with water inlet, chrome*	791206 00 0 00 1000	280
Surcharge, for waste and overflow Quadroval, with base inlet, chrome**	791227 00 0 00 1000	513
Bathtub handle, chrome	792804 00 0 00 1000	364

Suitable equipment for Jet-System, Combi-System P

LED coloured light, for whirltubs with Jet-System or Combi-System P	791850 00 0 00 1000	3.651
---	----------------------------	-------

Suitable equipment for Combi-System E

Heating, for whirltubs with Combi-System E	791882 00 0 00 0000	898
UV Hygiene Management, for whirltubs with Combi-System E	791884 00 0 00 0000	1.224
LED coloured light (replaces LED white light), for whirltubs with Combi-System E	791890 00 0 00 1000	2.286

Suitable equipment for Combi-System L

Heating, for whirltubs with Combi-System L	791883 00 0 00 0000	898
UV Hygiene Management, for whirltubs with Combi-System L	791887 00 0 00 0000	1.224
LED coloured light (replaces LED white light), for whirltubs with Combi-System L	791892 00 0 00 1000	2.286

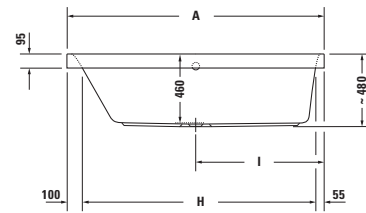
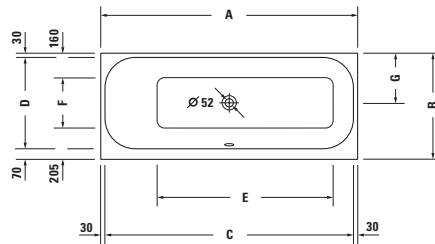
Suitable accessories for Whirltub

Bathtub anchors	790103 00 0 00 0000	45
Rubber profile	790126 00 0 00 0000	25
Suitable panels s.p. 463/464		

Infobox: The bathtub handle cannot be ordered separately, only mounted on the bathtub. The price does include the installation and the handle itself.
/ * pipe interrupt or faucet with safety against backflow according to DIN EN 1717 necessary, connection hose # 790159 is recommended / ** pipe interrupt mandatory, connection hose # 790166 is recommended

Happy D.2 Design by sieger design

Whirltub rectangle, built-in, with one backrest slope left, with support frame and waste and overflow
sanitary acrylic



	A	B	C	D	E	F	G	H	I
7X0308	1600	700	1540	600	1055	335	330	1445	800
7X0310	1700	700	1640	600	1165	335	330	1545	850
7X0312	1700	750	1640	650	1165	385	355	1545	850

Whirltub (Euro)

Size mm	Capacity l	Model-No.	Air-System (XX X = AS 0)	Jet-System (XX X = JS 1)	Combi-System P (XX X = CP 1)	Combi-System E (XX X = CE 1)	Combi-System L (XX X = CL 1)
1600 x 700	145	760308 00 0 XX X000	3.434	3.607	6.500	8.186	9.263
1700 x 700	150	760310 00 0 XX X000	3.446	3.619	6.512	8.198	9.276
1700 x 750	180	760312 00 0 XX X000	3.463	3.638	6.530	8.217	9.295

Suitable equipment for Whirltub

	Model-No.	Euro
Surcharge, for waste and overflow Quadroval, with water inlet, chrome*	791206 00 0 00 1000	280
Bathtub handle, chrome	792804 00 0 00 1000	364

Suitable equipment for Jet-System, Combi-System P

LED coloured light, for whirltubs with Jet-System or Combi-System P	791850 00 0 00 1000	3.651
---	----------------------------	-------

Suitable equipment for Combi-System E

Heating, for whirltubs with Combi-System E	791882 00 0 00 0000	898
UV Hygiene Management, for whirltubs with Combi-System E	791884 00 0 00 0000	1.224
LED coloured light (replaces LED white light), for whirltubs with Combi-System E	791890 00 0 00 1000	2.286

Suitable equipment for Combi-System L

Heating, for whirltubs with Combi-System L	791883 00 0 00 0000	898
UV Hygiene Management, for whirltubs with Combi-System L	791887 00 0 00 0000	1.224
LED coloured light (replaces LED white light), for whirltubs with Combi-System L	791892 00 0 00 1000	2.286

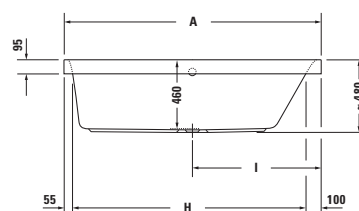
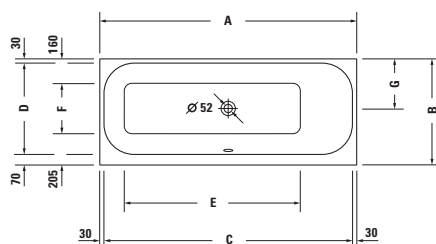
Suitable accessories for Whirltub

Headrest, white	790009 00 0 00 0000	166
Bathtub anchors	790103 00 0 00 0000	45
Rubber profile	790126 00 0 00 0000	25

Infobox: The bathtub handle cannot be ordered separately, only mounted on the bathtub. The price does include the installation and the handle itself. /
* pipe interrupt or faucet with safety against backflow according to DIN EN 1717 necessary, connection hose # 790159 is recommended

Happy D.2 Design by sieger design

Whirltub rectangle, built-in, with one backrest slope right, with support frame and waste and overflow sanitary acrylic



	A	B	C	D	E	F	G	H	I
7X0309	1600	700	1540	600	1055	335	330	1445	800
7X0311	1700	700	1640	600	1165	335	330	1545	850
7X0313	1700	750	1640	650	1165	385	355	1545	850

Whirltub (Euro)

Size mm	Capacity l	Model-No.	Air-System (XX X = AS 0)	Jet-System (XX X = JS 1)	Combi-System P (XX X = CP 1)	Combi-System E (XX X = CE 1)	Combi-System L (XX X = CL 1)
1600 x 700	145	760309 00 0 XX X000	3.434	3.607	6.500	8.186	9.263
1700 x 700	150	760311 00 0 XX X000	3.446	3.619	6.512	8.198	9.276
1700 x 750	180	760313 00 0 XX X000	3.463	3.638	6.530	8.217	9.295

Suitable equipment for Whirltub

	Model-No.	Euro
Surcharge, for waste and overflow Quadroval, with water inlet, chrome*	791206 00 0 00 1000	280
Bathtub handle, chrome	792804 00 0 00 1000	364

Suitable equipment for Jet-System, Combi-System P

LED coloured light, for whirltubs with Jet-System or Combi-System P	791850 00 0 00 1000	3.651
---	----------------------------	-------

Suitable equipment for Combi-System E

Heating, for whirltubs with Combi-System E	791882 00 0 00 0000	898
UV Hygiene Management, for whirltubs with Combi-System E	791884 00 0 00 0000	1.224
LED coloured light (replaces LED white light), for whirltubs with Combi-System E	791890 00 0 00 1000	2.286

Suitable equipment for Combi-System L

Heating, for whirltubs with Combi-System L	791883 00 0 00 0000	898
UV Hygiene Management, for whirltubs with Combi-System L	791887 00 0 00 0000	1.224
LED coloured light (replaces LED white light), for whirltubs with Combi-System L	791892 00 0 00 1000	2.286

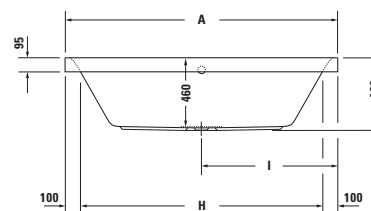
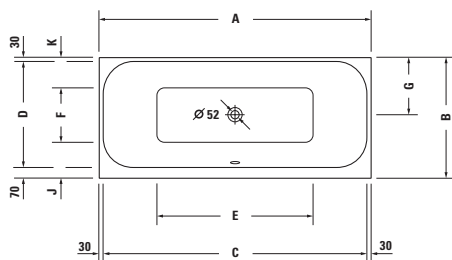
Suitable accessories for Whirltub

Headrest, white	790009 00 0 00 0000	166
Bathtub anchors	790103 00 0 00 0000	45
Rubber profile	790126 00 0 00 0000	25

Infobox: The bathtub handle cannot be ordered separately, only mounted on the bathtub. The price does include the installation and the handle itself. / * pipe interrupt or faucet with safety against backflow according to DIN EN 1717 necessary, connection hose # 790159 is recommended

Happy D.2 Design by sieger design

Whirltub rectangle, built-in, with two backrest slopes, with support frame and waste and overflow sanitary acrylic



	A	B	C	D	E	F	G	H	I	J	K
7X0314	1800	800	1740	700	1030	360	380	1600	900	240	200
7X0315	1900	900	1840	800	1130	465	430	1700	950	235	200

Whirltub (Euro)

Size mm	Capacity l	Model-No.	Air-System (XX X = AS 0)	Jet-System (XX X = JS 1)	Combi-System P (XX X = CP 1)	Combi-System E (XX X = CE 1)	Combi-System L (XX X = CL 1)
1800 x 800	180	760314 00 0 XX X000	3.652	3.825	6.718	8.404	9.482
1900 x 900	260	760315 00 0 XX X000	3.923	4.096	6.988	8.675	9.753

Suitable equipment for Whirltub

	Model-No.	Euro
Surcharge, for waste and overflow Quadroval, with water inlet, chrome*	791206 00 0 00 1000	280
Surcharge, for waste and overflow Quadroval, with base inlet, chrome**	791227 00 0 00 1000	513
Bathtub handle, chrome	792804 00 0 00 1000	364

Suitable equipment for Jet-System, Combi-System P

LED coloured light, for whirltubs with Jet-System or Combi-System P	791850 00 0 00 1000	3.651
---	---------------------	-------

Suitable equipment for Combi-System E

Heating, for whirltubs with Combi-System E	791882 00 0 00 0000	898
UV Hygiene Management, for whirltubs with Combi-System E	791884 00 0 00 0000	1.224
LED coloured light (replaces LED white light), for whirltubs with Combi-System E	791890 00 0 00 1000	2.286

Suitable equipment for Combi-System L

Heating, for whirltubs with Combi-System L	791883 00 0 00 0000	898
UV Hygiene Management, for whirltubs with Combi-System L	791887 00 0 00 0000	1.224
LED coloured light (replaces LED white light), for whirltubs with Combi-System L	791892 00 0 00 1000	2.286

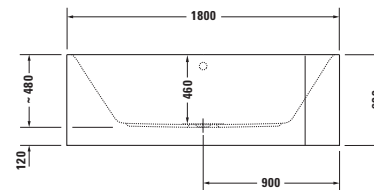
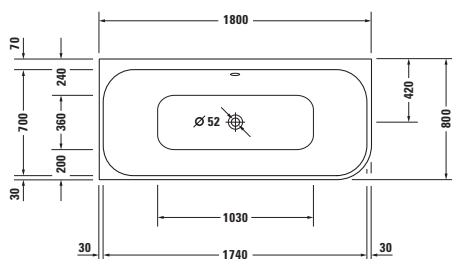
Suitable accessories for Whirltub

Headrest, white	790009 00 0 00 0000	166
Bathtub anchors	790103 00 0 00 0000	45
Rubber profile	790126 00 0 00 0000	25

Infobox: The bathtub handle cannot be ordered separately, only mounted on the bathtub. The price does include the installation and the handle itself.
 / * pipe interrupt or faucet with safety against backflow according to DIN EN 1717 necessary, connection hose # 790159 is recommended / ** pipe interrupt mandatory, connection hose # 790166 is recommended

Happy D.2 Design by sieger design

Whirltub corner left, with two backrest slopes, with integrated acrylic panel and support frame, with waste and overflow sanitary acrylic



Whirltub (Euro)

Size mm	Capacity l	Model-No.	Air-System (XX X = AS 0)	Jet-System (XX X = JS 1)	Combi-System P (XX X = CP 1)	Combi-System E (XX X = CE 1)	Combi-System L (XX X = CL 1)
1800 x 800	180	760316 00 0 XX X000	5.553	5.727	8.619	10.305	11.384

Suitable equipment for Whirltub

	Model-No.	Euro
Surcharge, for waste and overflow Quadroval, with water inlet, chrome*	791206 00 0 00 1000	280
Surcharge, for waste and overflow Quadroval, with base inlet, chrome**	791229 00 0 00 1000	540
Bathtub handle, chrome	792804 00 0 00 1000	364

Suitable equipment for Jet-System, Combi-System P

LED coloured light, for whirltubs with Jet-System or Combi-System P	791850 00 0 00 1000	3.651
---	----------------------------	-------

Suitable equipment for Combi-System E

Heating, for whirltubs with Combi-System E	791882 00 0 00 0000	898
UV Hygiene Management, for whirltubs with Combi-System E	791884 00 0 00 0000	1.224
LED coloured light (replaces LED white light), for whirltubs with Combi-System E	791890 00 0 00 1000	2.286

Suitable equipment for Combi-System L

Heating, for whirltubs with Combi-System L	791883 00 0 00 0000	898
UV Hygiene Management, for whirltubs with Combi-System L	791887 00 0 00 0000	1.224
LED coloured light (replaces LED white light), for whirltubs with Combi-System L	791892 00 0 00 1000	2.286

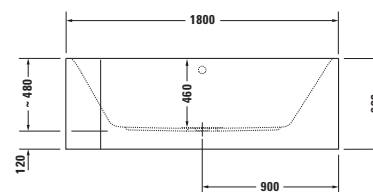
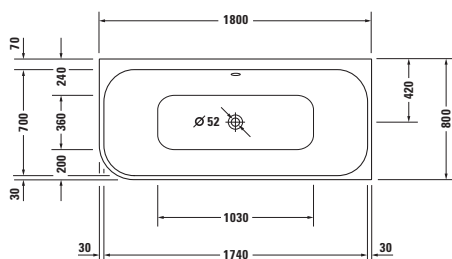
Suitable accessories for Whirltub

Headrest, white	790009 00 0 00 0000	166
Rubber profile	790126 00 0 00 0000	25

Infobox: Please note that the integrated panel has a draft angle due to the production process, i.e. it runs not vertical down / The bathtub handle cannot be ordered separately, only mounted on the bathtub. The price does include the installation and the handle itself. / * pipe interrupt or faucet with safety against backflow according to DIN EN 1717 necessary, connection hose # 790159 is recommended / ** pipe interrupt mandatory, connection hose # 790166 is recommended

Happy D.2 Design by sieger design

Whirltub corner right, with two backrest slopes, with integrated acrylic panel and support frame, with waste and overflow sanitary acrylic



Whirltub (Euro)

Size mm	Capacity l	Model-No.	Air-System (XX X = AS 0)	Jet-System (XX X = JS 1)	Combi-System P (XX X = CP 1)	Combi-System E (XX X = CE 1)	Combi-System L (XX X = CL 1)
1800 x 800	180	760317 00 0 XX X000	5.553	5.727	8.619	10.305	11.384

Suitable equipment for Whirltub

	Model-No.	Euro
Surcharge, for waste and overflow Quadroval, with water inlet, chrome*	791206 00 0 00 1000	280
Surcharge, for waste and overflow Quadroval, with base inlet, chrome**	791229 00 0 00 1000	540
Bathtub handle, chrome	792804 00 0 00 1000	364

Suitable equipment for Jet-System, Combi-System P

LED coloured light, for whirltubs with Jet-System or Combi-System P	791850 00 0 00 1000	3.651
---	----------------------------	-------

Suitable equipment for Combi-System E

Heating, for whirltubs with Combi-System E	791882 00 0 00 0000	898
UV Hygiene Management, for whirltubs with Combi-System E	791884 00 0 00 0000	1.224
LED coloured light (replaces LED white light), for whirltubs with Combi-System E	791890 00 0 00 1000	2.286

Suitable equipment for Combi-System L

Heating, for whirltubs with Combi-System L	791883 00 0 00 0000	898
UV Hygiene Management, for whirltubs with Combi-System L	791887 00 0 00 0000	1.224
LED coloured light (replaces LED white light), for whirltubs with Combi-System L	791892 00 0 00 1000	2.286

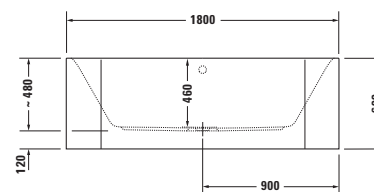
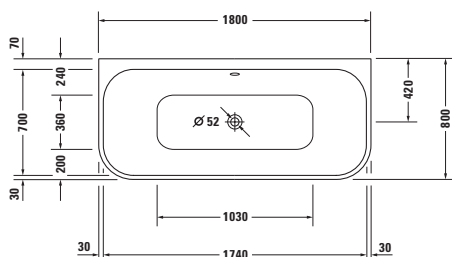
Suitable accessories for Whirltub

Headrest, white	790009 00 0 00 0000	166
Rubber profile	790126 00 0 00 0000	25

Infobox: The bathtub handle cannot be ordered separately, only mounted on the bathtub. The price does include the installation and the handle itself.
 / * pipe interrupt or faucet with safety against backflow according to DIN EN 1717 necessary, connection hose # 790159 is recommended / ** pipe interrupt mandatory, connection hose # 790166 is recommended / Please note that the integrated panel has a draft angle due to the production process, i.e. it runs not vertical down

Happy D.2 Design by sieger design

Whirltub back-to-wall, with two backrest slopes, with integrated acrylic panel and support frame, with waste and overflow sanitary acrylic



Whirltub (Euro)

Size mm	Capacity l	Model-No.	Air-System (XX X = AS 0)	Jet-System (XX X = JS 1)	Combi-System P (XX X = CP 1)	Combi-System E (XX X = CE 1)	Combi-System L (XX X = CL 1)
1800 x 800	180	760318 00 0 XX X000	5.553	5.727	8.619	10.305	11.384

Suitable equipment for Whirltub

	Model-No.	Euro
Surcharge, for waste and overflow Quadroval, with water inlet, chrome*	791206 00 0 00 1000	280
Surcharge, for waste and overflow Quadroval, with base inlet, chrome**	791229 00 0 00 1000	540
Bathtub handle, chrome	792804 00 0 00 1000	364

Suitable equipment for Jet-System, Combi-System P

LED coloured light, for whirltubs with Jet-System or Combi-System P	791850 00 0 00 1000	3.651
---	----------------------------	-------

Suitable equipment for Combi-System E

Heating, for whirltubs with Combi-System E	791882 00 0 00 0000	898
UV Hygiene Management, for whirltubs with Combi-System E	791884 00 0 00 0000	1.224
LED coloured light (replaces LED white light), for whirltubs with Combi-System E	791890 00 0 00 1000	2.286

Suitable equipment for Combi-System L

Heating, for whirltubs with Combi-System L	791883 00 0 00 0000	898
UV Hygiene Management, for whirltubs with Combi-System L	791887 00 0 00 0000	1.224
LED coloured light (replaces LED white light), for whirltubs with Combi-System L	791892 00 0 00 1000	2.286

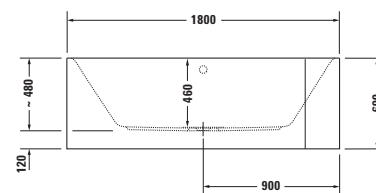
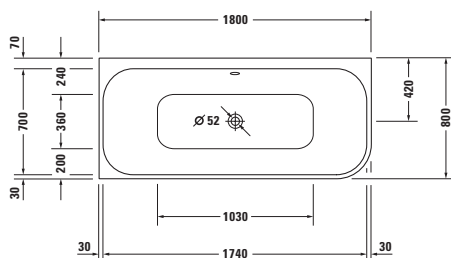
Suitable accessories for Whirltub

Headrest, white	790009 00 0 00 0000	166
Rubber profile	790126 00 0 00 0000	25

Infobox: The bathtub handle cannot be ordered separately, only mounted on the bathtub. The price does include the installation and the handle itself.
 / * pipe interrupt or faucet with safety against backflow according to DIN EN 1717 necessary, connection hose # 790159 is recommended / ** pipe interrupt mandatory, connection hose # 790166 is recommended / Please note that the integrated panel has a draft angle due to the production process, i.e. it runs not vertical down

Happy D.2 Plus Design by sieger design

Whirltub corner left, with two backrest slopes, with integrated acrylic panel and support frame, with waste and overflow in white sanitary acrylic



Whirltub in white with acrylic panel Graphite Super Matt (Euro)

Size mm	Capacity l	Model-No.	Air-System (XX X = AS 0)	Jet-System (XX X = JS 1)	Combi-System P (XX X = CP 1)	Combi-System E (XX X = CE 1)	Combi-System L (XX X = CL 1)
1800 x 800	180	760449 80 0 XX X000	5.809	5.982	8.874	10.561	11.639

Suitable equipment for Whirltub

	Model-No.	Euro
Surcharge, for waste and overflow Quadroval, with water inlet, white*	791206 00 0 00 0000	280
Surcharge, for waste and overflow Quadroval, with water inlet, chrome*	791206 00 0 00 1000	280
Surcharge, for waste and overflow Quadroval, with base inlet, chrome**	791229 00 0 00 1000	540
Surcharge, for waste and overflow Quadroval, chrome	791284 00 0 00 1000	without surcharge
Bathtub handle, chrome	792804 00 0 00 1000	364

Suitable equipment for Jet-System, Combi-System P

LED coloured light, for whirltubs with Jet-System or Combi-System P	791850 00 0 00 1000	3.651
---	----------------------------	-------

Suitable equipment for Combi-System E

Heating, for whirltubs with Combi-System E	791882 00 0 00 0000	898
UV Hygiene Management, for whirltubs with Combi-System E	791884 00 0 00 0000	1.224
LED coloured light (replaces LED white light), for whirltubs with Combi-System E	791890 00 0 00 1000	2.286

Suitable equipment for Combi-System L

Heating, for whirltubs with Combi-System L	791883 00 0 00 0000	898
UV Hygiene Management, for whirltubs with Combi-System L	791887 00 0 00 0000	1.224
LED coloured light (replaces LED white light), for whirltubs with Combi-System L	791892 00 0 00 1000	2.286

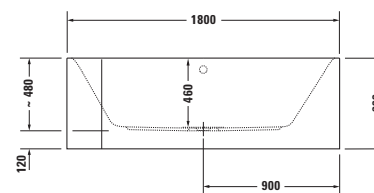
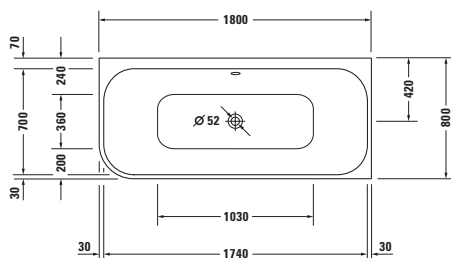
Suitable accessories for Whirltub

Headrest, white	790009 00 0 00 0000	166
Rubber profile	790126 00 0 00 0000	25

Infobox: Please note that the integrated panel has a draft angle due to the production process, i.e. it runs not vertical down / The bathtub handle cannot be ordered separately, only mounted on the bathtub. The price does include the installation and the handle itself. / * pipe interrupt or faucet with safety against backflow according to DIN EN 1717 necessary, connection hose # 790159 is recommended / ** pipe interrupt mandatory, connection hose # 790166 is recommended

Happy D.2 Plus Design by sieger design

Whirltub corner right, with two backrest slopes, with integrated acrylic panel and support frame, with waste and overflow in white sanitary acryli



Whirltub in white with acrylic panel Graphite Super Matt (Euro)

Size mm	Capacity l	Model-No.	Air-System (XX X = AS 0)	Jet-System (XX X = JS 1)	Combi-System P (XX X = CP 1)	Combi-System E (XX X = CE 1)	Combi-System L (XX X = CL 1)
1800 x 800	180	760450 80 0 XX X000	5.809	5.982	8.874	10.561	11.639

Suitable equipment for Whirltub

	Model-No.	Euro
Surcharge, for waste and overflow Quadroval, with water inlet, white*	791206 00 0 00 0000	280
Surcharge, for waste and overflow Quadroval, with water inlet, chrome*	791206 00 0 00 1000	280
Surcharge, for waste and overflow Quadroval, with base inlet, chrome**	791229 00 0 00 1000	540
Surcharge, for waste and overflow Quadroval, chrome	791284 00 0 00 1000	without surcharge
Bathtub handle, chrome	792804 00 0 00 1000	364

Suitable equipment for Jet-System, Combi-System P

LED coloured light, for whirltubs with Jet-System or Combi-System P	791850 00 0 00 1000	3.651
---	----------------------------	-------

Suitable equipment for Combi-System E

Heating, for whirltubs with Combi-System E	791882 00 0 00 0000	898
UV Hygiene Management, for whirltubs with Combi-System E	791884 00 0 00 0000	1.224
LED coloured light (replaces LED white light), for whirltubs with Combi-System E	791890 00 0 00 1000	2.286

Suitable equipment for Combi-System L

Heating, for whirltubs with Combi-System L	791883 00 0 00 0000	898
UV Hygiene Management, for whirltubs with Combi-System L	791887 00 0 00 0000	1.224
LED coloured light (replaces LED white light), for whirltubs with Combi-System L	791892 00 0 00 1000	2.286

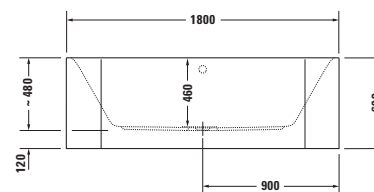
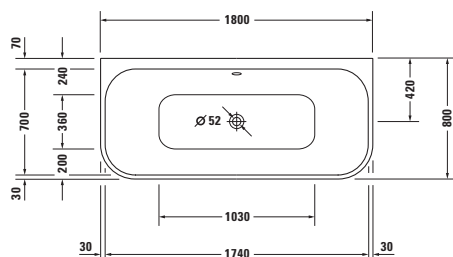
Suitable accessories for Whirltub

Headrest, white	790009 00 0 00 0000	166
Rubber profile	790126 00 0 00 0000	25

Infobox: The bathtub handle cannot be ordered separately, only mounted on the bathtub. The price does include the installation and the handle itself.
 / * pipe interrupt or faucet with safety against backflow according to DIN EN 1717 necessary, connection hose # 790159 is recommended / ** pipe interrupt mandatory, connection hose # 790166 is recommended / Please note that the integrated panel has a draft angle due to the production process, i.e. it runs not vertical down

Happy D.2 Plus Design by sieger design

Whirltub back-to-wall, with two backrest slopes, with integrated acrylic panel and support frame, with waste and overflow in white sanitary acrylic



Whirltub in white with acrylic panel Graphite Super Matt (Euro)

Size mm	Capacity l	Model-No.	Air-System (XX X = AS 0)	Jet-System (XX X = JS 1)	Combi-System P (XX X = CP 1)	Combi-System E (XX X = CE 1)	Combi-System L (XX X = CL 1)
1800 x 800	180	760451 80 0 XX X000	5.809	5.982	8.874	11.639	10.561

Suitable equipment for Whirltub

	Model-No.	Euro
Surcharge, for waste and overflow Quadroval, with water inlet, white*	791206 00 0 00 0000	280
Surcharge, for waste and overflow Quadroval, with water inlet, chrome*	791206 00 0 00 1000	280
Surcharge, for waste and overflow Quadroval, with base inlet, chrome**	791229 00 0 00 1000	540
Surcharge, for waste and overflow Quadroval, chrome	791284 00 0 00 1000	without surcharge
Bathtub handle, chrome	792804 00 0 00 1000	364

Suitable equipment for Jet-System, Combi-System P

LED coloured light, for whirltubs with Jet-System or Combi-System P	791850 00 0 00 1000	3.651
---	----------------------------	-------

Suitable equipment for Combi-System E

Heating, for whirltubs with Combi-System E	791882 00 0 00 0000	898
UV Hygiene Management, for whirltubs with Combi-System E	791884 00 0 00 0000	1.224
LED coloured light (replaces LED white light), for whirltubs with Combi-System E	791890 00 0 00 1000	2.286

Suitable equipment for Combi-System L

Heating, for whirltubs with Combi-System L	791883 00 0 00 0000	898
UV Hygiene Management, for whirltubs with Combi-System L	791887 00 0 00 0000	1.224
LED coloured light (replaces LED white light), for whirltubs with Combi-System L	791892 00 0 00 1000	2.286

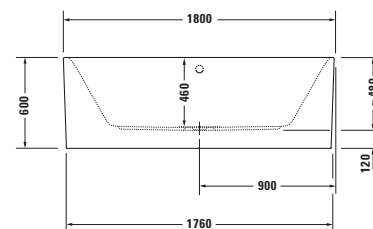
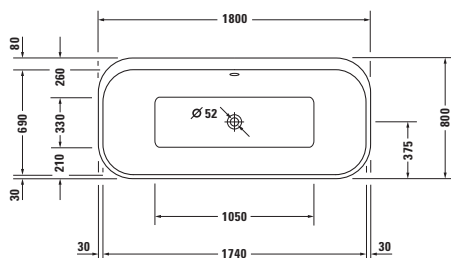
Suitable accessories for Whirltub

Headrest, white	790009 00 0 00 0000	166
Rubber profile	790126 00 0 00 0000	25

Infobox: The bathtub handle cannot be ordered separately, only mounted on the bathtub. The price does include the installation and the handle itself.
 / * pipe interrupt or faucet with safety against backflow according to DIN EN 1717 necessary, connection hose # 790159 is recommended / ** pipe interrupt mandatory, connection hose # 790166 is recommended / Please note that the integrated panel has a draft angle due to the production process, i.e. it runs not vertical down

Happy D.2 Plus Design by sieger design

Whirltub freestanding, with two backrest slopes, with seamless acrylic panel and support frame, with waste and overflow in white sanitary acrylic



Whirltub in white with acrylic panel Graphite white (Euro)

Size mm	Capacity l	Model-No.	Air-System (XX X = AS 0)			
1800 x 800	170	760453 00 0 XX X000	7.101			

Whirltub in white with acrylic panel Graphite Super Matt (Euro)

Size mm	Capacity l	Model-No.	Air-System (XX X = AS 0)			
1800 x 800	170	760453 80 0 XX X000	7.500			

Suitable equipment for Whirltub

	Model-No.	Euro
Surcharge, for waste and overflow Quadroval, with water inlet, white*	791206 00 0 00 0000	280
Surcharge, for waste and overflow Quadroval, with water inlet, chrome*	791206 00 0 00 1000	280
Surcharge, for waste and overflow Quadroval, with base inlet, chrome**	791229 00 0 00 1000	540
Surcharge, for waste and overflow Quadroval, chrome	791284 00 0 00 1000	without surcharge
Bathtub handle, chrome	792804 00 0 00 1000	364

Suitable accessories for Whirltub

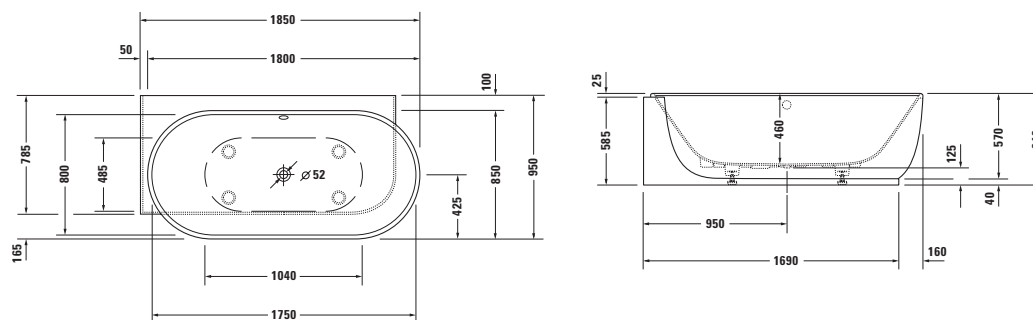
Headrest, white	790009 00 0 00 0000	166
-----------------	---------------------	-----

Infobox: The bathtub handle cannot be ordered separately, only mounted on the bathtub. The price does include the installation and the handle itself.
 / * pipe interrupt or faucet with safety against backflow according to DIN EN 1717 necessary, connection hose # 790159 is recommended / ** pipe interrupt mandatory, connection hose # 790166 is recommended

Luv Design by Cecilie Manz

Whirtub corner left, with seamless panel and support frame, with two backrest slopes, with waste and overflow

DuraSolid® A



Whirtub (Euro)

Size mm	Capacity l	Model-No.	Air-System (XX X = AS 0)				
1850 x 950	252	760431 00 0 XX X000	6.967				

Suitable equipment for Whirtub

	Model-No.	Euro
Surcharge, for waste and overflow Quadroval, with water inlet, chrome*	791252 00 0 00 1000	356
Surcharge, for waste and overflow Quadroval, with base inlet, chrome**	791275 00 0 00 1000	513
Surcharge, for drillings of the tub rim for faucet, from rim width 100 mm	790650 00 0 00 0000	128
Bathtub handle, chrome	792804 00 0 00 1000	364

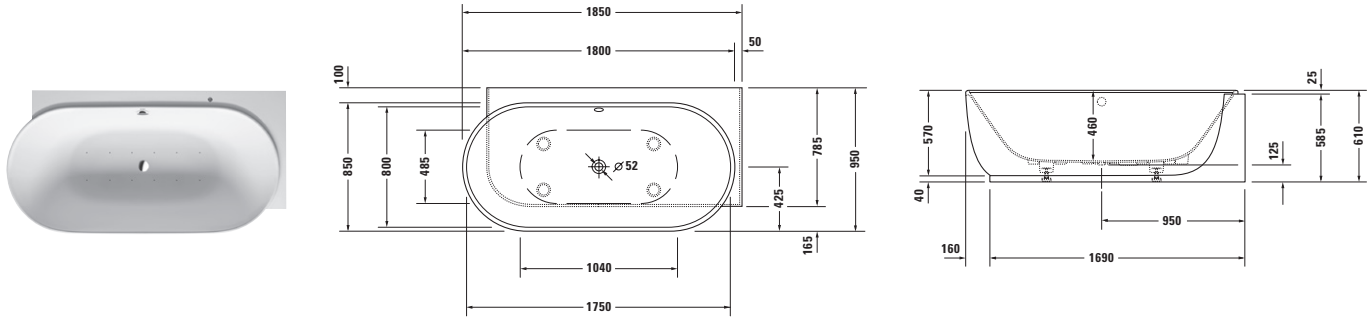
Suitable accessories for Whirtub

Rubber profile	790126 00 0 00 0000	25
----------------	---------------------	----

Infobox: The bathtub handle cannot be ordered separately, only mounted on the bathtub. The price does include the installation and the handle itself. / * pipe interrupt or faucet with safety against backflow according to DIN EN 1717 necessary, connection hose # 790188 is recommended / ** pipe interrupt mandatory, connection hose # 790166 is recommended

Luv Design by Cecilie Manz

Whirtub corner right, with seamless panel and support frame, with two backrest slopes, with waste and overflow
DuraSolid® A



Whirtub (Euro)

Size mm	Capacity l	Model-No.	Air-System (XX X = AS 0)				
1850 x 950	252	760432 00 0 XX X000	6.967				

Suitable equipment for Whirtub

	Model-No.	Euro
Surcharge, for waste and overflow Quadroval, with water inlet, chrome*	791252 00 0 00 1000	356
Surcharge, for waste and overflow Quadroval, with base inlet, chrome**	791275 00 0 00 1000	513
Surcharge, for drillings of the tub rim for faucet, from rim width 100 mm	790650 00 0 00 0000	128
Bathtub handle, chrome	792804 00 0 00 1000	364

Suitable accessories for Whirtub

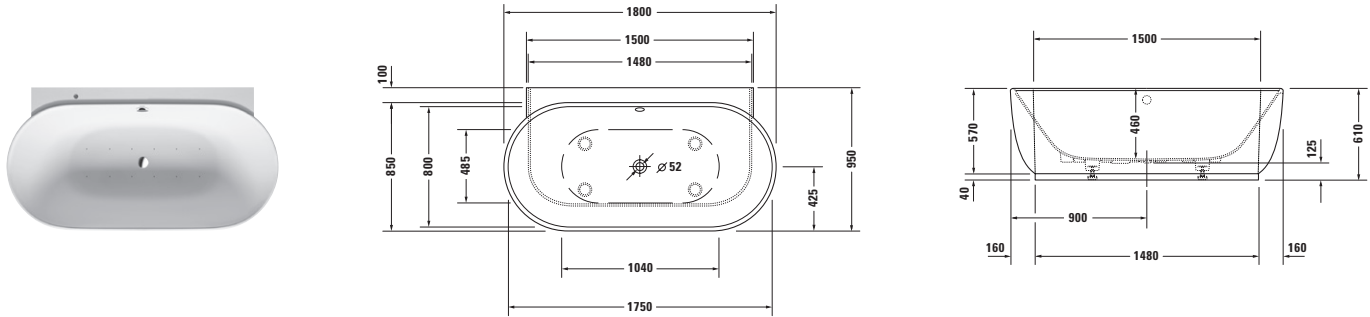
Rubber profile	790126 00 0 00 0000	25
----------------	----------------------------	----

Infobox: The bathtub handle cannot be ordered separately, only mounted on the bathtub. The price does include the installation and the handle itself.
/ * pipe interrupt or faucet with safety against backflow according to DIN EN 1717 necessary, connection hose # 790188 is recommended / ** pipe interrupt mandatory, connection hose # 790166 is recommended

Luv Design by Cecilie Manz

Whirtub back-to-wall, with seamless panel and support frame, with two backrest slopes, with waste and overflow

DuraSolid® A



Whirtub (Euro)

Size mm	Capacity l	Model-No.	Air-System (XX X = AS 0)				
1800 x 950	252	760433 00 0 XX X000	6.967				

Suitable equipment for Whirtub

	Model-No.	Euro
Surcharge, for waste and overflow Quadroval, with water inlet, chrome*	791252 00 0 00 1000	356
Surcharge, for waste and overflow Quadroval, with base inlet, chrome**	791275 00 0 00 1000	513
Surcharge, for drillings of the tub rim for faucet, from rim width 100 mm	790650 00 0 00 0000	128
Bathtub handle, chrome	792804 00 0 00 1000	364

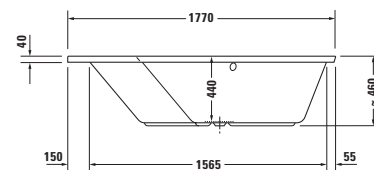
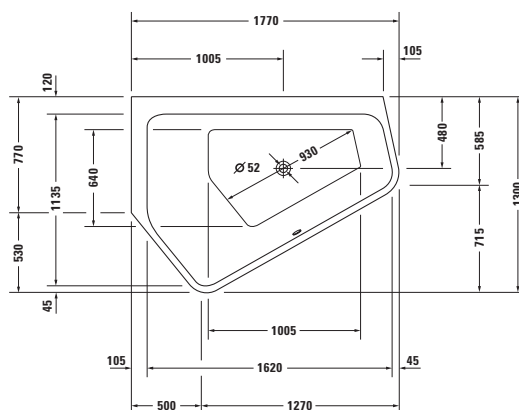
Suitable accessories for Whirtub

Rubber profile	790126 00 0 00 0000	25
----------------	----------------------------	----

Infobox: The bathtub handle cannot be ordered separately, only mounted on the bathtub. The price does include the installation and the handle itself.
 / * pipe interrupt or faucet with safety against backflow according to DIN EN 1717 necessary, connection hose # 790188 is recommended / ** pipe interrupt mandatory, connection hose # 790166 is recommended

Paiova Design by E00S

Whirltub Paiova 5 corner left, built-in, with two different backrest slopes, with support frame and waste and overflow
sanitary acrylic



Whirltub Paiova 5 (Euro)

Size mm	Capacity l	Model-No.	Air-System (XX X = AS 0)	Jet-System (XX X = JS 1)	Combi-System P (XX X = CP 1)	Combi-System E (XX X = CE 1)	Combi-System L (XX X = CL 1)
1770 x 1300	205	760390 00 0 XX X000	4.274	4.447	7.340	9.027	10.104

Suitable equipment for Whirltub Paiova 5

	Model-No.	Euro
Surcharge, for waste and overflow Quadroval, with water inlet, chrome*	791251 00 0 00 1000	287
Surcharge, for waste and overflow Quadroval, with base inlet, chrome**	791253 00 0 00 1000	513
Bathtub handle, chrome	792804 00 0 00 1000	364

Suitable equipment for Jet-System, Combi-System P

LED coloured light, for whirltubs with Jet-System or Combi-System P	791850 00 0 00 1000	3.651
---	----------------------------	-------

Suitable equipment for Combi-System E

Heating, for whirltubs with Combi-System E	791882 00 0 00 0000	898
UV Hygiene Management, for whirltubs with Combi-System E	791884 00 0 00 0000	1.224
LED coloured light (replaces LED white light), for whirltubs with Combi-System E	791890 00 0 00 1000	2.286

Suitable equipment for Combi-System L

Heating, for whirltubs with Combi-System L	791883 00 0 00 0000	898
UV Hygiene Management, for whirltubs with Combi-System L	791887 00 0 00 0000	1.224
LED coloured light (replaces LED white light), for whirltubs with Combi-System L	791892 00 0 00 1000	2.286

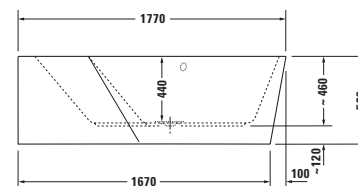
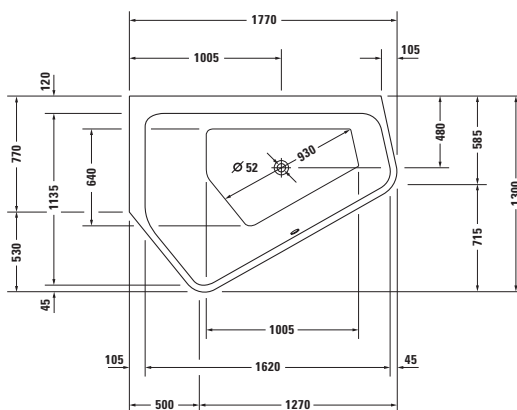
Suitable accessories for Whirltub Paiova 5

Headrest, white	790009 00 0 00 0000	166
Bathtub anchors	790103 00 0 00 0000	45
Rubber profile	790126 00 0 00 0000	25

Infobox: The bathtub handle cannot be ordered separately, only mounted on the bathtub. The price does include the installation and the handle itself. /
* pipe interrupt or faucet with safety against backflow according to DIN EN 1717 necessary, connection hose # 790166 is included in delivery /
** pipe interrupt mandatory, connection hose # 790166 is recommended

Paiova Design by E00S

Whirltub Paiova 5 corner left, with seamless acrylic panel and support frame, with two different backrest slopes, with waste and overflow sanitary acrylic



Whirltub Paiova 5 (Euro)

Size mm	Capacity l	Model-No.	Air-System (XX X = AS 0)	Jet-System (XX X = JS 1)	Combi-System P (XX X = CP 1)	Combi-System E (XX X = CE 1)	Combi-System L (XX X = CL 1)
1770 x 1300	205	760394 00 0 XX X000	6.549	6.722	9.615	11.301	12.379

Suitable equipment for Whirltub Paiova 5

	Model-No.	Euro
Surcharge, for waste and overflow Quadroval, with water inlet, chrome*	791251 00 0 00 1000	287
Surcharge, for waste and overflow Quadroval, with base inlet, chrome**	791254 00 0 00 1000	540
Bathtub handle, chrome	792804 00 0 00 1000	364

Suitable equipment for Jet-System, Combi-System P

LED coloured light, for whirltubs with Jet-System or Combi-System P	791850 00 0 00 1000	3.651
---	----------------------------	-------

Suitable equipment for Combi-System E

Heating, for whirltubs with Combi-System E	791882 00 0 00 0000	898
UV Hygiene Management, for whirltubs with Combi-System E	791884 00 0 00 0000	1.224
LED coloured light (replaces LED white light), for whirltubs with Combi-System E	791890 00 0 00 1000	2.286

Suitable equipment for Combi-System L

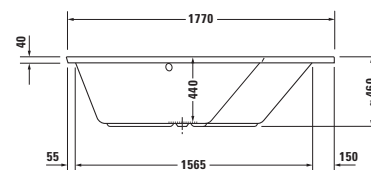
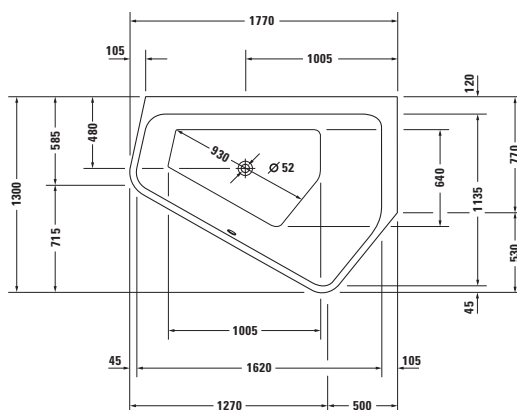
Heating, for whirltubs with Combi-System L	791883 00 0 00 0000	898
UV Hygiene Management, for whirltubs with Combi-System L	791887 00 0 00 0000	1.224
LED coloured light (replaces LED white light), for whirltubs with Combi-System L	791892 00 0 00 1000	2.286

Suitable accessories for Whirltub Paiova 5

Headrest, white	790009 00 0 00 0000	166
Bathtub anchors	790103 00 0 00 0000	45
Rubber profile	790126 00 0 00 0000	25

Infobox: The bathtub handle cannot be ordered separately, only mounted on the bathtub. The price does include the installation and the handle itself. /
 * pipe interrupt or faucet with safety against backflow according to DIN EN 1717 necessary, connection hose # 790166 is included in delivery /
 ** pipe interrupt mandatory, connection hose # 790166 is recommended

Paiova Design by E00S

Whirltub Paiova 5 corner right, built-in, with two different backrest slopes, with support frame and waste and overflow
 sanitary acrylic

Whirltub Paiova 5 (Euro)

Size mm	Capacity l	Model-No.	Air-System (XX X = AS 0)	Jet-System (XX X = JS 1)	Combi-System P (XX X = CP 1)	Combi-System E (XX X = CE 1)	Combi-System L (XX X = CL 1)
1770 x 1300	205	760391 00 0 XX X000	4.274	4.447	7.340	9.027	10.104

Suitable equipment for Whirltub Paiova 5

	Model-No.	Euro
Surcharge, for waste and overflow Quadroval, with water inlet, chrome*	791251 00 0 00 1000	287
Surcharge, for waste and overflow Quadroval, with base inlet, chrome**	791253 00 0 00 1000	513
Bathtub handle, chrome	792804 00 0 00 1000	364

Suitable equipment for Jet-System, Combi-System P

LED coloured light, for whirltubs with Jet-System or Combi-System P	791850 00 0 00 1000	3.651
---	----------------------------	-------

Suitable equipment for Combi-System E

Heating, for whirltubs with Combi-System E	791882 00 0 00 0000	898
UV Hygiene Management, for whirltubs with Combi-System E	791884 00 0 00 0000	1.224
LED coloured light (replaces LED white light), for whirltubs with Combi-System E	791890 00 0 00 1000	2.286

Suitable equipment for Combi-System L

Heating, for whirltubs with Combi-System L	791883 00 0 00 0000	898
UV Hygiene Management, for whirltubs with Combi-System L	791887 00 0 00 0000	1.224
LED coloured light (replaces LED white light), for whirltubs with Combi-System L	791892 00 0 00 1000	2.286

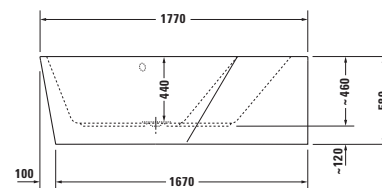
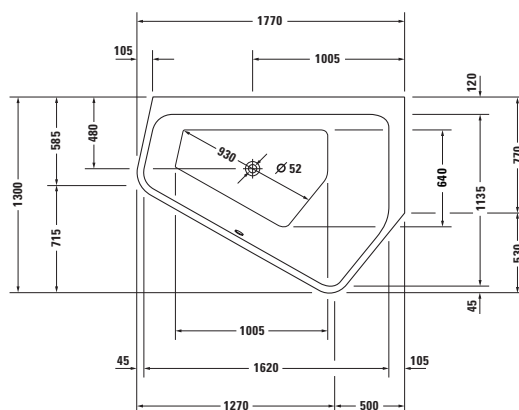
Suitable accessories for Whirltub Paiova 5

Headrest, white	790009 00 0 00 0000	166
Bathtub anchors	790103 00 0 00 0000	45
Rubber profile	790126 00 0 00 0000	25

Infobox: The bathtub handle cannot be ordered separately, only mounted on the bathtub. The price does include the installation and the handle itself. /
 * pipe interrupt or faucet with safety against backflow according to DIN EN 1717 necessary, connection hose # 790166 is included in delivery /
 ** pipe interrupt mandatory, connection hose # 790166 is recommended

Paiova Design by E00S

Whirltub Paiova 5 corner right, with seamless acrylic panel and support frame, with two different backrest slopes, with waste and overflow sanitary acrylic



Whirltub Paiova 5 (Euro)

Size mm	Capacity l	Model-No.	Air-System (XX X = AS 0)	Jet-System (XX X = JS 1)	Combi-System P (XX X = CP 1)	Combi-System E (XX X = CE 1)	Combi-System L (XX X = CL 1)
1770 x 1300	205	760395 00 0 XX X000	6.549	6.722	9.615	11.301	12.379

Suitable equipment for Whirltub Paiova 5

	Model-No.	Euro
Surcharge, for waste and overflow Quadroval, with water inlet, chrome*	791251 00 0 00 1000	287
Surcharge, for waste and overflow Quadroval, with base inlet, chrome**	791254 00 0 00 1000	540
Bathtub handle, chrome	792804 00 0 00 1000	364

Suitable equipment for Jet-System, Combi-System P

LED coloured light, for whirltubs with Jet-System or Combi-System P	791850 00 0 00 1000	3.651
---	----------------------------	-------

Suitable equipment for Combi-System E

Heating, for whirltubs with Combi-System E	791882 00 0 00 0000	898
UV Hygiene Management, for whirltubs with Combi-System E	791884 00 0 00 0000	1.224
LED coloured light (replaces LED white light), for whirltubs with Combi-System E	791890 00 0 00 1000	2.286

Suitable equipment for Combi-System L

Heating, for whirltubs with Combi-System L	791883 00 0 00 0000	898
UV Hygiene Management, for whirltubs with Combi-System L	791887 00 0 00 0000	1.224
LED coloured light (replaces LED white light), for whirltubs with Combi-System L	791892 00 0 00 1000	2.286

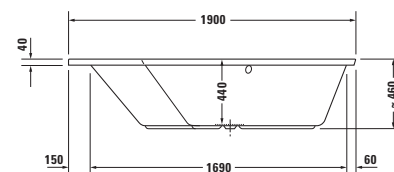
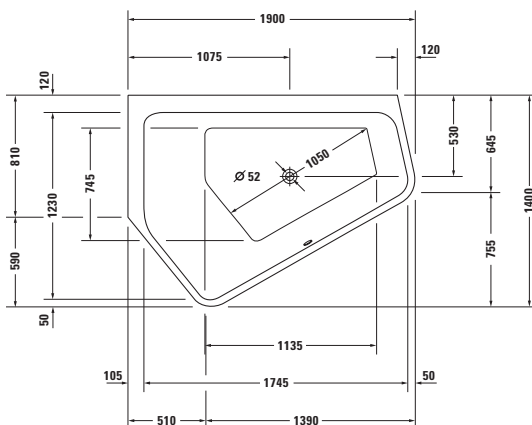
Suitable accessories for Whirltub Paiova 5

Headrest, white	790009 00 0 00 0000	166
Bathtub anchors	790103 00 0 00 0000	45
Rubber profile	790126 00 0 00 0000	25

Infobox: The bathtub handle cannot be ordered separately, only mounted on the bathtub. The price does include the installation and the handle itself. /
 * pipe interrupt or faucet with safety against backflow according to DIN EN 1717 necessary, connection hose # 790166 is included in delivery /
 ** pipe interrupt mandatory, connection hose # 790166 is recommended

Paiova Design by E00S

Whirltub Paiova 5 corner left, built-in, with two different backrest slopes, with support frame and waste and overflow
sanitary acrylic



Whirltub Paiova 5 (Euro)

Size mm	Capacity l	Model-No.	Air-System (XX X = AS 0)	Jet-System (XX X = JS 1)	Combi-System P (XX X = CP 1)	Combi-System E (XX X = CE 1)	Combi-System L (XX X = CL 1)
1900 x 1400	267	760392 00 0 XX X000	4.434	4.607	7.499	9.186	10.263

Suitable equipment for Whirltub Paiova 5

	Model-No.	Euro
Surcharge, for waste and overflow Quadroval, with water inlet, chrome*	791251 00 0 00 1000	287
Surcharge, for waste and overflow Quadroval, with base inlet, chrome**	791253 00 0 00 1000	513
Bathtub handle, chrome	792804 00 0 00 1000	364

Suitable equipment for Jet-System, Combi-System P

LED coloured light, for whirltubs with Jet-System or Combi-System P	791850 00 0 00 1000	3.651
---	----------------------------	-------

Suitable equipment for Combi-System E

Heating, for whirltubs with Combi-System E	791882 00 0 00 0000	898
UV Hygiene Management, for whirltubs with Combi-System E	791884 00 0 00 0000	1.224
LED coloured light (replaces LED white light), for whirltubs with Combi-System E	791890 00 0 00 1000	2.286

Suitable equipment for Combi-System L

Heating, for whirltubs with Combi-System L	791883 00 0 00 0000	898
UV Hygiene Management, for whirltubs with Combi-System L	791887 00 0 00 0000	1.224
LED coloured light (replaces LED white light), for whirltubs with Combi-System L	791892 00 0 00 1000	2.286

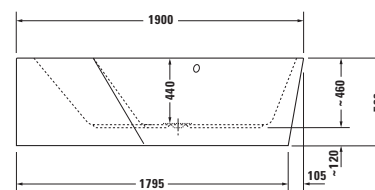
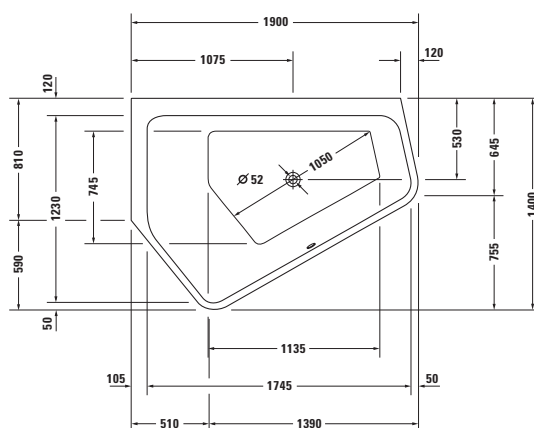
Suitable accessories for Whirltub Paiova 5

Headrest, white	790009 00 0 00 0000	166
Bathtub anchors	790103 00 0 00 0000	45
Rubber profile	790126 00 0 00 0000	25

Infobox: The bathtub handle cannot be ordered separately, only mounted on the bathtub. The price does include the installation and the handle itself. /
* pipe interrupt or faucet with safety against backflow according to DIN EN 1717 necessary, connection hose # 790166 is included in delivery /
** pipe interrupt mandatory, connection hose # 790166 is recommended

Paiova Design by E00S

Whirltub Paiova 5 corner left, with seamless acrylic panel and support frame, with two different backrest slopes, with waste and overflow sanitary acrylic



Whirltub Paiova 5 (Euro)

Size mm	Capacity l	Model-No.	Air-System (XX X = AS 0)	Jet-System (XX X = JS 1)	Combi-System P (XX X = CP 1)	Combi-System E (XX X = CE 1)	Combi-System L (XX X = CL 1)
1900 x 1400	267	760396 00 0 XX X000	6.708	6.881	9.773	11.460	12.537

Suitable equipment for Whirltub Paiova 5

	Model-No.	Euro
Surcharge, for waste and overflow Quadroval, with water inlet, chrome*	791251 00 0 00 1000	287
Surcharge, for waste and overflow Quadroval, with base inlet, chrome**	791254 00 0 00 1000	540
Bathtub handle, chrome	792804 00 0 00 1000	364

Suitable equipment for Jet-System, Combi-System P

LED coloured light, for whirltubs with Jet-System or Combi-System P	791850 00 0 00 1000	3.651
---	----------------------------	-------

Suitable equipment for Combi-System E

Heating, for whirltubs with Combi-System E	791882 00 0 00 0000	898
UV Hygiene Management, for whirltubs with Combi-System E	791884 00 0 00 0000	1.224
LED coloured light (replaces LED white light), for whirltubs with Combi-System E	791890 00 0 00 1000	2.286

Suitable equipment for Combi-System L

Heating, for whirltubs with Combi-System L	791883 00 0 00 0000	898
UV Hygiene Management, for whirltubs with Combi-System L	791887 00 0 00 0000	1.224
LED coloured light (replaces LED white light), for whirltubs with Combi-System L	791892 00 0 00 1000	2.286

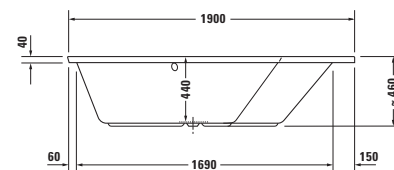
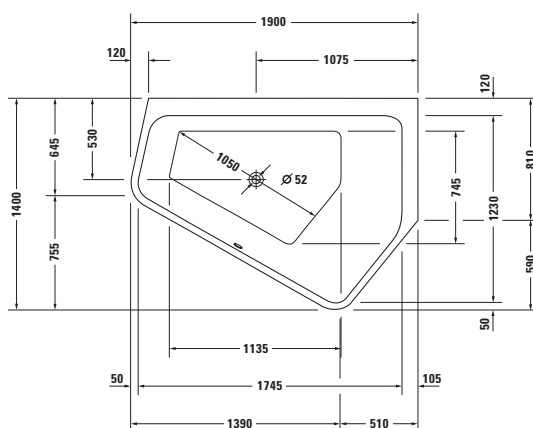
Suitable accessories for Whirltub Paiova 5

Headrest, white	790009 00 0 00 0000	166
Bathtub anchors	790103 00 0 00 0000	45
Rubber profile	790126 00 0 00 0000	25

Infobox: The bathtub handle cannot be ordered separately, only mounted on the bathtub. The price does include the installation and the handle itself. /
 * pipe interrupt or faucet with safety against backflow according to DIN EN 1717 necessary, connection hose # 790166 is included in delivery /
 ** pipe interrupt mandatory, connection hose # 790166 is recommended

Paiova Design by E00S

Whirltub Paiova 5 corner right, built-in, with two different backrest slopes, with support frame and waste and overflow
sanitary acrylic



Whirltub Paiova 5 (Euro)

Size mm	Capacity l	Model-No.	Air-System (XX X = AS 0)	Jet-System (XX X = JS 1)	Combi-System P (XX X = CP 1)	Combi-System E (XX X = CE 1)	Combi-System L (XX X = CL 1)
1900 x 1400	267	760393 00 0 XX X000	4.434	4.607	7.499	9.186	10.263

Suitable equipment for Whirltub Paiova 5

	Model-No.	Euro
Surcharge, for waste and overflow Quadroval, with water inlet, chrome*	791251 00 0 00 1000	287
Surcharge, for waste and overflow Quadroval, with base inlet, chrome**	791253 00 0 00 1000	513
Bathtub handle, chrome	792804 00 0 00 1000	364

Suitable equipment for Jet-System, Combi-System P

LED coloured light, for whirltubs with Jet-System or Combi-System P	791850 00 0 00 1000	3.651
---	----------------------------	-------

Suitable equipment for Combi-System E

Heating, for whirltubs with Combi-System E	791882 00 0 00 0000	898
UV Hygiene Management, for whirltubs with Combi-System E	791884 00 0 00 0000	1.224
LED coloured light (replaces LED white light), for whirltubs with Combi-System E	791890 00 0 00 1000	2.286

Suitable equipment for Combi-System L

Heating, for whirltubs with Combi-System L	791883 00 0 00 0000	898
UV Hygiene Management, for whirltubs with Combi-System L	791887 00 0 00 0000	1.224
LED coloured light (replaces LED white light), for whirltubs with Combi-System L	791892 00 0 00 1000	2.286

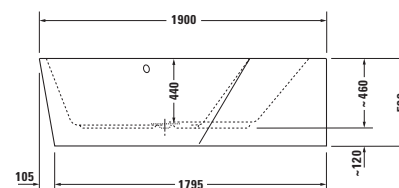
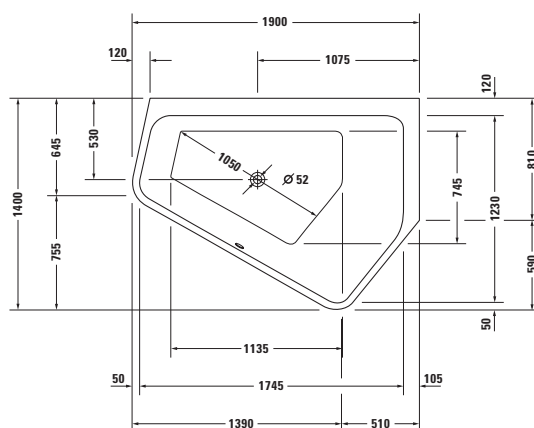
Suitable accessories for Whirltub Paiova 5

Headrest, white	790009 00 0 00 0000	166
Bathtub anchors	790103 00 0 00 0000	45
Rubber profile	790126 00 0 00 0000	25

Infobox: The bathtub handle cannot be ordered separately, only mounted on the bathtub. The price does include the installation and the handle itself. /
* pipe interrupt or faucet with safety against backflow according to DIN EN 1717 necessary, connection hose # 790166 is included in delivery /
** pipe interrupt mandatory, connection hose # 790166 is recommended

Paiova Design by E00S

Whirltub Paiova 5 corner right, with seamless acrylic panel and support frame, with two different backrest slopes, with waste and overflow sanitary acrylic



Whirltub Paiova 5 (Euro)

Size mm	Capacity l	Model-No.	Air-System (XX X = AS 0)	Jet-System (XX X = JS 1)	Combi-System P (XX X = CP 1)	Combi-System E (XX X = CE 1)	Combi-System L (XX X = CL 1)
1900 x 1400	267	760397 00 0 XX X000	6.708	6.881	9.773	11.460	12.537

Suitable equipment for Whirltub Paiova 5

	Model-No.	Euro
Surcharge, for waste and overflow Quadroval, with water inlet, chrome*	791251 00 0 00 1000	287
Surcharge, for waste and overflow Quadroval, with base inlet, chrome**	791254 00 0 00 1000	540
Bathtub handle, chrome	792804 00 0 00 1000	364

Suitable equipment for Jet-System, Combi-System P

LED coloured light, for whirltubs with Jet-System or Combi-System P	791850 00 0 00 1000	3.651
---	----------------------------	-------

Suitable equipment for Combi-System E

Heating, for whirltubs with Combi-System E	791882 00 0 00 0000	898
UV Hygiene Management, for whirltubs with Combi-System E	791884 00 0 00 0000	1.224
LED coloured light (replaces LED white light), for whirltubs with Combi-System E	791890 00 0 00 1000	2.286

Suitable equipment for Combi-System L

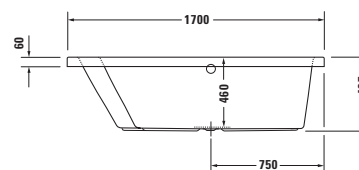
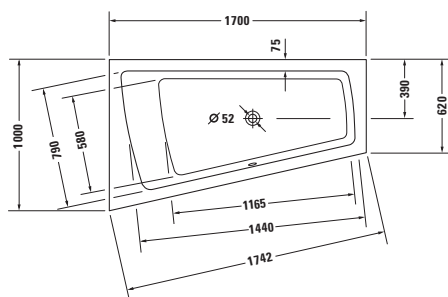

Heating, for whirltubs with Combi-System L	791883 00 0 00 0000	898
UV Hygiene Management, for whirltubs with Combi-System L	791887 00 0 00 0000	1.224
LED coloured light (replaces LED white light), for whirltubs with Combi-System L	791892 00 0 00 1000	2.286

Suitable accessories for Whirltub Paiova 5

Headrest, white	790009 00 0 00 0000	166
Bathtub anchors	790103 00 0 00 0000	45
Rubber profile	790126 00 0 00 0000	25

Infobox: The bathtub handle cannot be ordered separately, only mounted on the bathtub. The price does include the installation and the handle itself. /
 * pipe interrupt or faucet with safety against backflow according to DIN EN 1717 necessary, connection hose # 790166 is included in delivery /
 ** pipe interrupt mandatory, connection hose # 790166 is recommended

Paiova Design by E00S

Whirltub with one backrest slope left, built-in, with support frame and waste and overflow
 sanitary acrylic

Whirltub (Euro)

Size mm	Capacity l	Model-No.	Air-System (XX X = AS 0)	Jet-System (XX X = JS 1)	Combi-System P (XX X = CP 1)	Combi-System E (XX X = CE 1)	Combi-System L (XX X = CL 1)
1700 x 1000	180	760212 00 0 XX X000	3.943	4.116	7.009	8.695	9.773

Suitable equipment for Whirltub

	Model-No.	Euro
Surcharge, for waste and overflow Quadroval, with water inlet, chrome*	791206 00 0 00 1000	280
Surcharge, for waste and overflow Quadroval, with base inlet, chrome**	791227 00 0 00 1000	513
Bathtub handle, chrome	792804 00 0 00 1000	364

Suitable equipment for Jet-System, Combi-System P

LED coloured light, for whirltubs with Jet-System or Combi-System P	791850 00 0 00 1000	3.651
---	----------------------------	-------

Suitable equipment for Combi-System E

Heating, for whirltubs with Combi-System E	791882 00 0 00 0000	898
UV Hygiene Management, for whirltubs with Combi-System E	791884 00 0 00 0000	1.224
LED coloured light (replaces LED white light), for whirltubs with Combi-System E	791890 00 0 00 1000	2.286

Suitable equipment for Combi-System L

Heating, for whirltubs with Combi-System L	791883 00 0 00 0000	898
UV Hygiene Management, for whirltubs with Combi-System L	791887 00 0 00 0000	1.224
LED coloured light (replaces LED white light), for whirltubs with Combi-System L	791892 00 0 00 1000	2.286

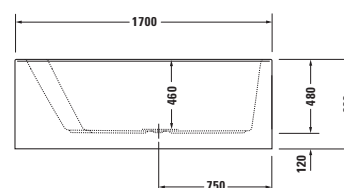
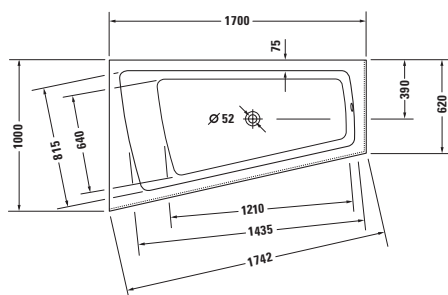

Suitable accessories for Whirltub

Headrest, white	790001 00 0 00 0000	131
Bathtub anchors	790103 00 0 00 0000	45
Rubber profile	790126 00 0 00 0000	25

Infobox: The bathtub handle cannot be ordered separately, only mounted on the bathtub. The price does include the installation and the handle itself.
 / * pipe interrupt or faucet with safety against backflow according to DIN EN 1717 necessary, connection hose # 790159 is recommended / ** pipe interrupt mandatory, connection hose # 790166 is recommended

Paiova Design by E00S

Whirltub with one backrest slope left, with integrated acrylic panel front and support frame, with waste and overflow sanitary acrylic


Whirltub (Euro)

Size mm	Capacity l	Model-No.	Air-System (XX X = AS 0)	Jet-System (XX X = JS 1)	Combi-System P (XX X = CP 1)	Combi-System E (XX X = CE 1)	Combi-System L (XX X = CL 1)
1700 x 1000	170	760264 00 0 XX X000	5.349	5.523	8.415	10.102	11.181

Suitable equipment for Whirltub

	Model-No.	Euro
Surcharge, for waste and overflow Quadroval, with water inlet, chrome*	791207 00 0 00 1000	298
Surcharge, for waste and overflow Quadroval, with base inlet, chrome**	791231 00 0 00 1000	540
Bathtub handle, chrome	792804 00 0 00 1000	364

Suitable equipment for Jet-System, Combi-System P

LED coloured light, for whirltubs with Jet-System or Combi-System P	791850 00 0 00 1000	3.651
---	----------------------------	-------

Suitable equipment for Combi-System E

Heating, for whirltubs with Combi-System E	791882 00 0 00 0000	898
UV Hygiene Management, for whirltubs with Combi-System E	791884 00 0 00 0000	1.224
LED coloured light (replaces LED white light), for whirltubs with Combi-System E	791890 00 0 00 1000	2.286

Suitable equipment for Combi-System L

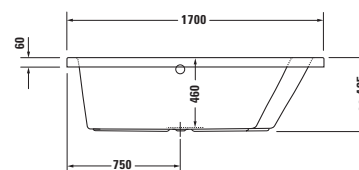
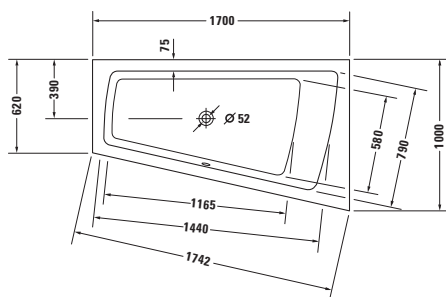

Heating, for whirltubs with Combi-System L	791883 00 0 00 0000	898
UV Hygiene Management, for whirltubs with Combi-System L	791887 00 0 00 0000	1.224
LED coloured light (replaces LED white light), for whirltubs with Combi-System L	791892 00 0 00 1000	2.286

Suitable accessories for Whirltub

Headrest, white	790001 00 0 00 0000	131
Bathtub anchors	790103 00 0 00 0000	45
Rubber profile	790126 00 0 00 0000	25

Infobox: The bathtub handle cannot be ordered separately, only mounted on the bathtub. The price does include the installation and the handle itself.
 / * pipe interrupt or faucet with safety against backflow according to DIN EN 1717 necessary, connection hose # 790159 is recommended / ** pipe interrupt mandatory, connection hose # 790166 is recommended

Paiova Design by E00S

Whirltub with one backrest slope right, built-in, with support frame and waste and overflow
 sanitary acrylic

Whirltub (Euro)

Size mm	Capacity l	Model-No.	Air-System (XX X = AS 0)	Jet-System (XX X = JS 1)	Combi-System P (XX X = CP 1)	Combi-System E (XX X = CE 1)	Combi-System L (XX X = CL 1)
1700 x 1000	180	760213 00 0 XX X000	3.943	4.116	7.009	8.695	9.773

Suitable equipment for Whirltub

	Model-No.	Euro
Surcharge, for waste and overflow Quadroval, with water inlet, chrome*	791206 00 0 00 1000	280
Surcharge, for waste and overflow Quadroval, with base inlet, chrome**	791227 00 0 00 1000	513
Bathtub handle, chrome	792804 00 0 00 1000	364

Suitable equipment for Jet-System, Combi-System P

LED coloured light, for whirltubs with Jet-System or Combi-System P	791850 00 0 00 1000	3.651
---	----------------------------	-------

Suitable equipment for Combi-System E

Heating, for whirltubs with Combi-System E	791882 00 0 00 0000	898
UV Hygiene Management, for whirltubs with Combi-System E	791884 00 0 00 0000	1.224
LED coloured light (replaces LED white light), for whirltubs with Combi-System E	791890 00 0 00 1000	2.286

Suitable equipment for Combi-System L

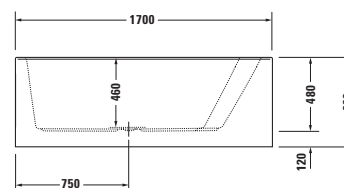
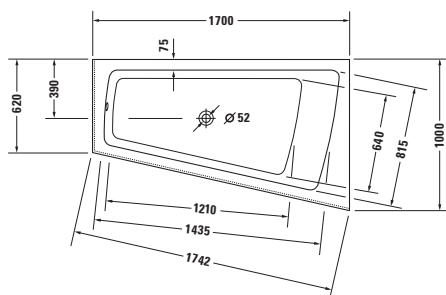

Heating, for whirltubs with Combi-System L	791883 00 0 00 0000	898
UV Hygiene Management, for whirltubs with Combi-System L	791887 00 0 00 0000	1.224
LED coloured light (replaces LED white light), for whirltubs with Combi-System L	791892 00 0 00 1000	2.286

Suitable accessories for Whirltub

Headrest, white	790001 00 0 00 0000	131
Bathtub anchors	790103 00 0 00 0000	45
Rubber profile	790126 00 0 00 0000	25

Infobox: The bathtub handle cannot be ordered separately, only mounted on the bathtub. The price does include the installation and the handle itself.
 / * pipe interrupt or faucet with safety against backflow according to DIN EN 1717 necessary, connection hose # 790159 is recommended / ** pipe interrupt mandatory, connection hose # 790166 is recommended

Paiova Design by E00S

Whirltub with one backrest slope right, with integrated acrylic panel front and support frame, with waste and overflow
 sanitary acrylic

Whirltub (Euro)

Size mm	Capacity l	Model-No.	Air-System (XX X = AS 0)	Jet-System (XX X = JS 1)	Combi-System P (XX X = CP 1)	Combi-System E (XX X = CE 1)	Combi-System L (XX X = CL 1)
1700 x 1000	170	760265 00 0 XX X000	5.349	5.523	8.415	10.102	11.181

Suitable equipment for Whirltub

	Model-No.	Euro
Surcharge, for waste and overflow Quadroval, with water inlet, chrome*	791207 00 0 00 1000	298
Surcharge, for waste and overflow Quadroval, with base inlet, chrome**	791231 00 0 00 1000	540
Bathtub handle, chrome	792804 00 0 00 1000	364

Suitable equipment for Jet-System, Combi-System P

LED coloured light, for whirltubs with Jet-System or Combi-System P	791850 00 0 00 1000	3.651
---	----------------------------	-------

Suitable equipment for Combi-System E

Heating, for whirltubs with Combi-System E	791882 00 0 00 0000	898
UV Hygiene Management, for whirltubs with Combi-System E	791884 00 0 00 0000	1.224
LED coloured light (replaces LED white light), for whirltubs with Combi-System E	791890 00 0 00 1000	2.286

Suitable equipment for Combi-System L

Heating, for whirltubs with Combi-System L	791883 00 0 00 0000	898
UV Hygiene Management, for whirltubs with Combi-System L	791887 00 0 00 0000	1.224
LED coloured light (replaces LED white light), for whirltubs with Combi-System L	791892 00 0 00 1000	2.286

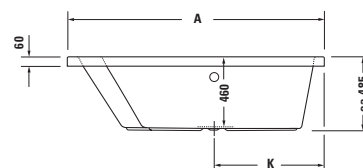
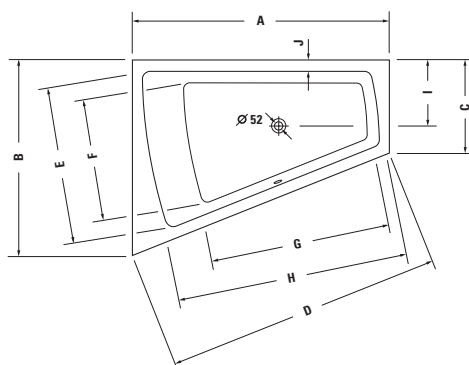
Suitable accessories for Whirltub

Headrest, white	790001 00 0 00 0000	131
Bathtub anchors	790103 00 0 00 0000	45
Rubber profile	790126 00 0 00 0000	25

Infobox: The bathtub handle cannot be ordered separately, only mounted on the bathtub. The price does include the installation and the handle itself.
 / * pipe interrupt or faucet with safety against backflow according to DIN EN 1717 necessary, connection hose # 790159 is recommended / ** pipe interrupt mandatory, connection hose # 790166 is recommended

Paiova Design by E00S

Whirltub with one backrest slope left, built-in, with support frame and waste and overflow
sanitary acrylic



	A	B	C	D	E	F	G	H	I	J	K
7X0214	1700	1300	620	1830	1045	795	1190	1545	440	75	730
7X0216	1800	1400	680	1937	1140	870	1320	1620	465	75	780

Whirltub (Euro)

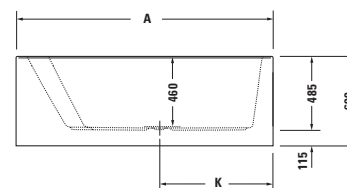
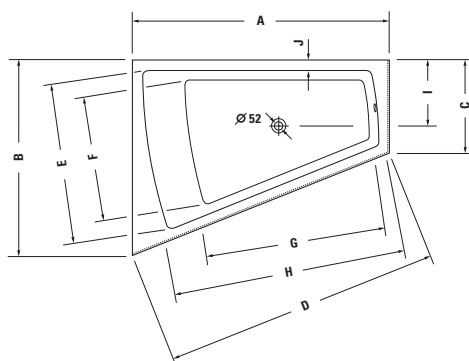
Size mm	Capacity l	Model-No.	Air-System (XX X = AS 0)	Jet-System (XX X = JS 1)	Combi-System P (XX X = CP 1)	Combi-System E (XX X = CE 1)	Combi-System L (XX X = CL 1)
1700 x 1300	235	760214 00 0 XX X000	4.267	4.440	7.332	9.019	10.096
1800 x 1400	315	760216 00 0 XX X000	4.432	4.606	7.498	9.185	10.262

Suitable equipment for Whirltub	Model-No.	Euro
Surcharge, for waste and overflow Quadroval, with water inlet, chrome*	791206 00 0 00 1000	280
Surcharge, for waste and overflow Quadroval, with base inlet, chrome**	791231 00 0 00 1000	540
Bathtub handle, chrome	792804 00 0 00 1000	364
Suitable equipment for Jet-System, Combi-System P		
LED coloured light, for whirltubs with Jet-System or Combi-System P	791850 00 0 00 1000	3.651
Suitable equipment for Combi-System E		
Heating, for whirltubs with Combi-System E	791882 00 0 00 0000	898
UV Hygiene Management, for whirltubs with Combi-System E	791884 00 0 00 0000	1.224
LED coloured light (replaces LED white light), for whirltubs with Combi-System E	791890 00 0 00 1000	2.286
Suitable equipment for Combi-System L		
Heating, for whirltubs with Combi-System L	791883 00 0 00 0000	898
UV Hygiene Management, for whirltubs with Combi-System L	791887 00 0 00 0000	1.224
LED coloured light (replaces LED white light), for whirltubs with Combi-System L	791892 00 0 00 1000	2.286
Suitable accessories for Whirltub		
Headrest, white	790001 00 0 00 0000	131
Bathtub anchors	790103 00 0 00 0000	45
Rubber profile	790126 00 0 00 0000	25

Infobox: The bathtub handle cannot be ordered separately, only mounted on the bathtub. The price does include the installation and the handle itself.
/ * pipe interrupt or faucet with safety against backflow according to DIN EN 1717 necessary, connection hose # 790159 is recommended / ** pipe interrupt mandatory, connection hose # 790166 is recommended

Paiova Design by E00S

Whirltub with one backrest slope left, with integrated acrylic panel front and support frame, with waste and overflow sanitary acrylic



	A	B	C	D	E	F	G	H	I	J	K
7X0266	1700	1300	620	1830	1045	830	1215	1515	435	75	730
7X0268	1800	1400	680	1937	1140	870	1320	1620	465	75	780

Whirltub (Euro)

Size mm	Capacity l	Model-No.	Air-System (XX X = AS 0)	Jet-System (XX X = JS 1)	Combi-System P (XX X = CP 1)	Combi-System E (XX X = CE 1)	Combi-System L (XX X = CL 1)
1700 x 1300	225	760266 00 0 XX X000	5.729	5.902	8.795	10.481	11.559
1800 x 1400	295	760268 00 0 XX X000	5.868	6.041	8.934	10.621	11.698

Suitable equipment for Whirltub

	Model-No.	Euro
Surcharge, for waste and overflow Quadroval, with water inlet, chrome*	791207 00 0 00 1000	298
Surcharge, for waste and overflow Quadroval, with base inlet, chrome**	791231 00 0 00 1000	540
Bathtub handle, chrome	792804 00 0 00 1000	364

Suitable equipment for Jet-System, Combi-System P

LED coloured light, for whirltubs with Jet-System or Combi-System P	791850 00 0 00 1000	3.651
---	----------------------------	-------

Suitable equipment for Combi-System E

Heating, for whirltubs with Combi-System E	791882 00 0 00 0000	898
UV Hygiene Management, for whirltubs with Combi-System E	791884 00 0 00 0000	1.224
LED coloured light (replaces LED white light), for whirltubs with Combi-System E	791890 00 0 00 1000	2.286

Suitable equipment for Combi-System L

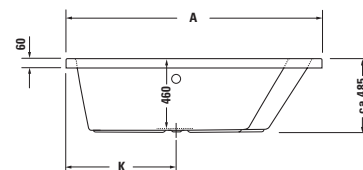
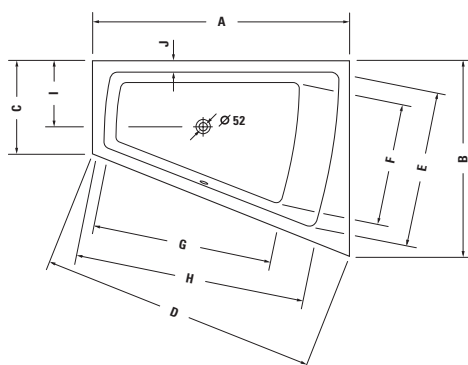
Heating, for whirltubs with Combi-System L	791883 00 0 00 0000	898
UV Hygiene Management, for whirltubs with Combi-System L	791887 00 0 00 0000	1.224
LED coloured light (replaces LED white light), for whirltubs with Combi-System L	791892 00 0 00 1000	2.286

Suitable accessories for Whirltub

Headrest, white	790001 00 0 00 0000	131
Bathtub anchors	790103 00 0 00 0000	45
Rubber profile	790126 00 0 00 0000	25

Infobox: The bathtub handle cannot be ordered separately, only mounted on the bathtub. The price does include the installation and the handle itself.
 / * pipe interrupt or faucet with safety against backflow according to DIN EN 1717 necessary, connection hose # 790159 is recommended / ** pipe interrupt mandatory, connection hose # 790166 is recommended

Paiova Design by E00S

Whirltub with one backrest slope right, built-in, with support frame and waste and overflow
 sanitary acrylic


	A	B	C	D	E	F	G	H	I	J	K
7X0215	1700	1300	620	1830	1045	795	1190	1545	440	75	730
7X0217	1800	1400	680	1937	1140	870	1320	1620	465	75	780

Whirltub (Euro)

Size mm	Capacity l	Model-No.	Air-System (XX X = AS 0)	Jet-System (XX X = JS 1)	Combi-System P (XX X = CP 1)	Combi-System E (XX X = CE 1)	Combi-System L (XX X = CL 1)
1700 x 1300	235	760215 00 0 XX X000	4.267	4.440	7.332	9.019	10.096
1800 x 1400	315	760217 00 0 XX X000	4.432	4.606	7.498	9.185	10.262

Suitable equipment for Whirltub

	Model-No.	Euro
Surcharge, for waste and overflow Quadroval, with water inlet, chrome*	791206 00 0 00 1000	280
Surcharge, for waste and overflow Quadroval, with base inlet, chrome**	791231 00 0 00 1000	540
Bathtub handle, chrome	792804 00 0 00 1000	364

Suitable equipment for Jet-System, Combi-System P

LED coloured light, for whirltubs with Jet-System or Combi-System P	791850 00 0 00 1000	3.651
---	----------------------------	-------

Suitable equipment for Combi-System E

Heating, for whirltubs with Combi-System E	791882 00 0 00 0000	898
UV Hygiene Management, for whirltubs with Combi-System E	791884 00 0 00 0000	1.224
LED coloured light (replaces LED white light), for whirltubs with Combi-System E	791890 00 0 00 1000	2.286

Suitable equipment for Combi-System L

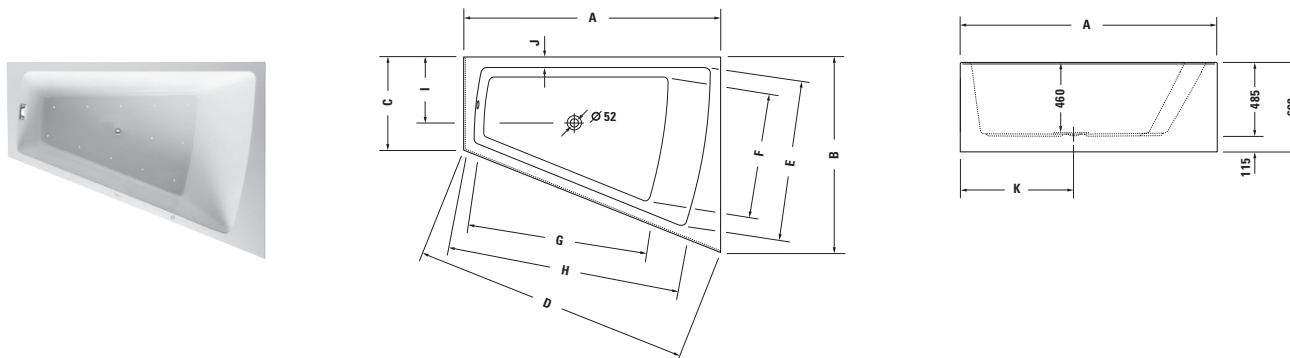
Heating, for whirltubs with Combi-System L	791883 00 0 00 0000	898
UV Hygiene Management, for whirltubs with Combi-System L	791887 00 0 00 0000	1.224
LED coloured light (replaces LED white light), for whirltubs with Combi-System L	791892 00 0 00 1000	2.286

Suitable accessories for Whirltub

Headrest, white	790001 00 0 00 0000	131
Bathtub anchors	790103 00 0 00 0000	45
Rubber profile	790126 00 0 00 0000	25

Infobox: The bathtub handle cannot be ordered separately, only mounted on the bathtub. The price does include the installation and the handle itself.
 / * pipe interrupt or faucet with safety against backflow according to DIN EN 1717 necessary, connection hose # 790159 is recommended / ** pipe interrupt mandatory, connection hose # 790166 is recommended

Paiova Design by E00S

Whirltub with one backrest slope right, with integrated acrylic panel front and support frame, with waste and overflow sanitary acrylic


	A	B	C	D	E	F	G	H	I	J	K
7X0267	1700	1300	620	1830	1045	830	1215	1515	435	75	730
7X0269	1800	1400	680	1937	1140	870	1320	1620	465	75	780

Whirltub (Euro)

Size mm	Capacity l	Model-No.	Air-System (XX X = AS 0)	Jet-System (XX X = JS 1)	Combi-System P (XX X = CP 1)	Combi-System E (XX X = CE 1)	Combi-System L (XX X = CL 1)
1700 x 1300	225	760267 00 0 XX X000	5.729	5.902	8.795	10.481	11.559
1800 x 1400	295	760269 00 0 XX X000	5.868	6.041	8.934	10.621	11.698

Suitable equipment for Whirltub

	Model-No.	Euro
Surcharge, for waste and overflow Quadroval, with water inlet, chrome*	791207 00 0 00 1000	298
Surcharge, for waste and overflow Quadroval, with base inlet, chrome**	791231 00 0 00 1000	540
Bathtub handle, chrome	792804 00 0 00 1000	364

Suitable equipment for Jet-System, Combi-System P

LED coloured light, for whirltubs with Jet-System or Combi-System P	791850 00 0 00 1000	3.651
---	----------------------------	-------

Suitable equipment for Combi-System E

Heating, for whirltubs with Combi-System E	791882 00 0 00 0000	898
UV Hygiene Management, for whirltubs with Combi-System E	791884 00 0 00 0000	1.224
LED coloured light (replaces LED white light), for whirltubs with Combi-System E	791890 00 0 00 1000	2.286

Suitable equipment for Combi-System L

Heating, for whirltubs with Combi-System L	791883 00 0 00 0000	898
UV Hygiene Management, for whirltubs with Combi-System L	791887 00 0 00 0000	1.224
LED coloured light (replaces LED white light), for whirltubs with Combi-System L	791892 00 0 00 1000	2.286

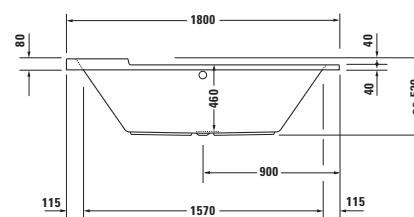
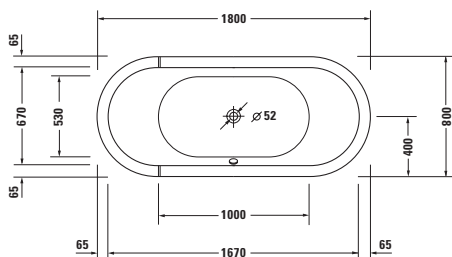
Suitable accessories for Whirltub

Headrest, white	790001 00 0 00 0000	131
Bathtub anchors	790103 00 0 00 0000	45
Rubber profile	790126 00 0 00 0000	25

Infobox: The bathtub handle cannot be ordered separately, only mounted on the bathtub. The price does include the installation and the handle itself.
 / * pipe interrupt or faucet with safety against backflow according to DIN EN 1717 necessary, connection hose # 790159 is recommended / ** pipe interrupt mandatory, connection hose # 790166 is recommended

Starck Design by Philippe Starck

Whirltub oval, built-in, with two backrest slopes, with support frame and waste and overflow
sanitary acrylic



Whirltub (Euro)

Size mm	Capacity l	Model-No.	Air-System (XX X = AS 0)	Jet-System (XX X = JS 1)	Combi-System P (XX X = CP 1)	Combi-System E (XX X = CE 1)	Combi-System L (XX X = CL 1)
1800 x 800	170	760009 00 0 XX X000	4.809	4.984	7.875	9.562	10.640

Suitable equipment for Whirltub

	Model-No.	Euro
Surcharge, for waste and overflow Quadroval, with water inlet, chrome*	791206 00 0 00 1000	280
Surcharge, for waste and overflow Quadroval, with base inlet, chrome**	791227 00 0 00 1000	513
Bathtub handle, chrome	792804 00 0 00 1000	364

Suitable equipment for Jet-System, Combi-System P

LED coloured light, for whirltubs with Jet-System or Combi-System P	791850 00 0 00 1000	3.651
---	----------------------------	-------

Suitable equipment for Combi-System E

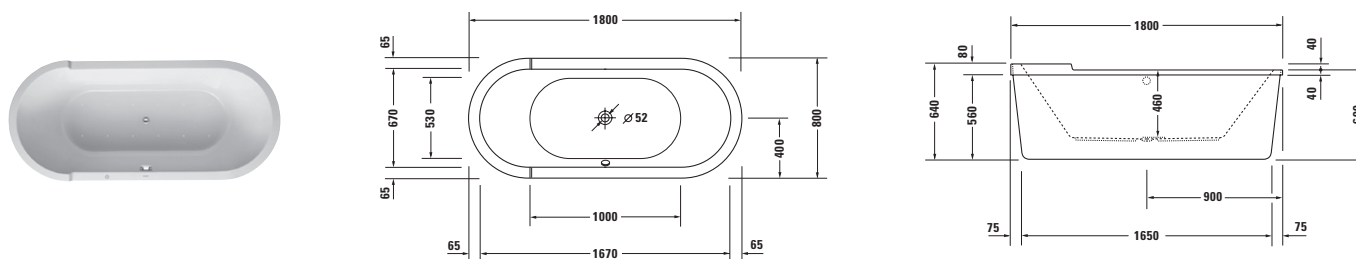
Heating, for whirltubs with Combi-System E	791882 00 0 00 0000	898
UV Hygiene Management, for whirltubs with Combi-System E	791886 00 0 00 0000	1.224
LED coloured light (replaces LED white light), for whirltubs with Combi-System E	791890 00 0 00 1000	2.286

Suitable equipment for Combi-System L

Heating, for whirltubs with Combi-System L	791883 00 0 00 0000	898
UV Hygiene Management, for whirltubs with Combi-System L	791889 00 0 00 0000	1.224
LED coloured light (replaces LED white light), for whirltubs with Combi-System L	791892 00 0 00 1000	2.286

Infobox: The bathtub handle cannot be ordered separately, only mounted on the bathtub. The price does include the installation and the handle itself.
/ * pipe interrupt or faucet with safety against backflow according to DIN EN 1717 necessary, connection hose # 790159 is recommended / ** pipe interrupt mandatory, connection hose # 790166 is recommended

Starck Design by Philippe Starck

Whirltub oval, freestanding, with two backrest slopes, with acrylic panel and support frame, with waste and overflow
 sanitary acrylic

Whirltub (Euro)

Size mm	Capacity l	Model-No.	Air-System (XX X = AS 0)	Jet-System (XX X = JS 1)	Combi-System P (XX X = CP 1)	Combi-System E (XX X = CE 1)
1800 x 800	170	760010 00 0 XX X000	9.035	9.209	12.101	13.787

Suitable equipment for Whirltub

	Model-No.	Euro
Surcharge, for waste and overflow Quadroval, with water inlet, chrome*	791206 00 0 00 1000	280
Surcharge, for waste and overflow Quadroval, with base inlet, chrome**	791229 00 0 00 1000	540
Bathtub handle, chrome	792804 00 0 00 1000	364

Suitable equipment for Jet-System, Combi-System P

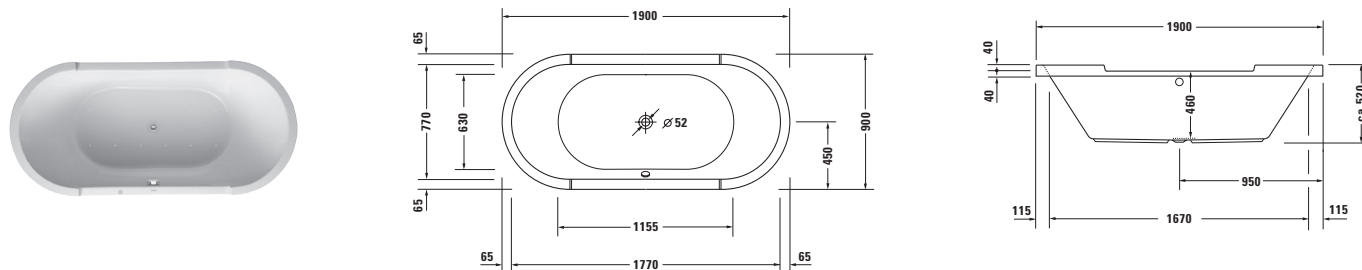
LED coloured light, for whirltubs with Jet-System or Combi-System P	791850 00 0 00 1000	3.651
---	----------------------------	-------

Suitable equipment for Combi-System E

Heating, for whirltubs with Combi-System E	791882 00 0 00 0000	898
UV Hygiene Management, for whirltubs with Combi-System E	791886 00 0 00 0000	1.224
LED coloured light (replaces LED white light), for whirltubs with Combi-System E	791890 00 0 00 1000	2.286

Infobox: The bathtub handle cannot be ordered separately, only mounted on the bathtub. The price does include the installation and the handle itself.
 / * pipe interrupt or faucet with safety against backflow according to DIN EN 1717 necessary, connection hose # 790159 is recommended / ** pipe interrupt mandatory, connection hose # 790166 is recommended

Starck Design by Philippe Starck

Whirltub oval, built-in, with two backrest slopes, with support frame and waste and overflow
 sanitary acrylic

Whirltub (Euro)

Size mm	Capacity l	Model-No.	Air-System (XX X = AS 0)	Jet-System (XX X = JS 1)	Combi-System P (XX X = CP 1)	Combi-System E (XX X = CE 1)	Combi-System L (XX X = CL 1)
1900 x 900	225	760011 00 0 XX X000	5.177	5.351	8.243	9.930	11.009

Suitable equipment for Whirltub

	Model-No.	Euro
Surcharge, for waste and overflow Quadroval, with water inlet, chrome*	791206 00 0 00 1000	280
Surcharge, for waste and overflow Quadroval, with base inlet, chrome**	791227 00 0 00 1000	513
Bathtub handle, chrome	792804 00 0 00 1000	364

Suitable equipment for Jet-System, Combi-System P

LED coloured light, for whirltubs with Jet-System or Combi-System P	791850 00 0 00 1000	3.651
---	----------------------------	-------

Suitable equipment for Combi-System E

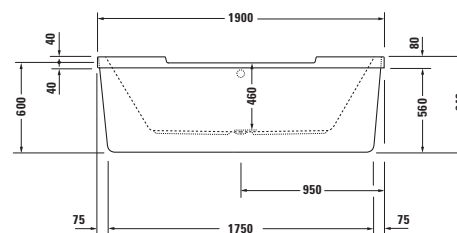
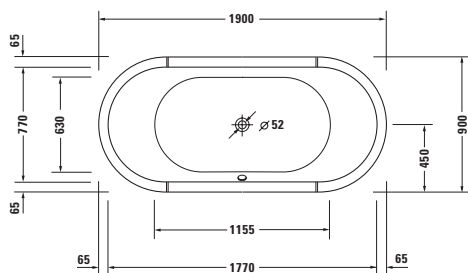
Heating, for whirltubs with Combi-System E	791882 00 0 00 0000	898
UV Hygiene Management, for whirltubs with Combi-System E	791886 00 0 00 0000	1.224
LED coloured light (replaces LED white light), for whirltubs with Combi-System E	791890 00 0 00 1000	2.286

Suitable equipment for Combi-System L

Heating, for whirltubs with Combi-System L	791883 00 0 00 0000	898
UV Hygiene Management, for whirltubs with Combi-System L	791889 00 0 00 0000	1.224
LED coloured light (replaces LED white light), for whirltubs with Combi-System L	791892 00 0 00 1000	2.286

Infobox: The bathtub handle cannot be ordered separately, only mounted on the bathtub. The price does include the installation and the handle itself.
 / * pipe interrupt or faucet with safety against backflow according to DIN EN 1717 necessary, connection hose # 790159 is recommended / ** pipe interrupt mandatory, connection hose # 790166 is recommended

Starck Design by Philippe Starck

Whirltub oval, freestanding, with two backrest slopes, with acrylic panel and support frame, with waste and overflow
 sanitary acrylic

Whirltub (Euro)

Size mm	Capacity l	Model-No.	Air-System (XX X = AS 0)	Jet-System (XX X = JS 1)	Combi-System P (XX X = CP 1)	Combi-System E (XX X = CE 1)	Combi-System L (XX X = CL 1)
1900 x 900	225	760012 00 0 XX X000	9.953	10.126	13.019	14.705	15.783

Suitable equipment for Whirltub

	Model-No.	Euro
Surcharge, for waste and overflow Quadroval, with water inlet, chrome*	791206 00 0 00 1000	280
Surcharge, for waste and overflow Quadroval, with base inlet, chrome**	791229 00 0 00 1000	540
Bathtub handle, chrome	792804 00 0 00 1000	364

Suitable equipment for Jet-System, Combi-System P

LED coloured light, for whirltubs with Jet-System or Combi-System P	791850 00 0 00 1000	3.651
---	----------------------------	-------

Suitable equipment for Combi-System E

Heating, for whirltubs with Combi-System E	791882 00 0 00 0000	898
UV Hygiene Management, for whirltubs with Combi-System E	791886 00 0 00 0000	1.224
LED coloured light (replaces LED white light), for whirltubs with Combi-System E	791890 00 0 00 1000	2.286

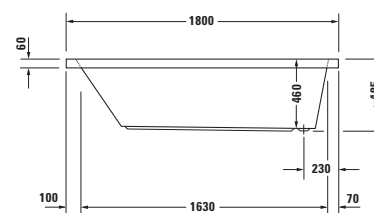
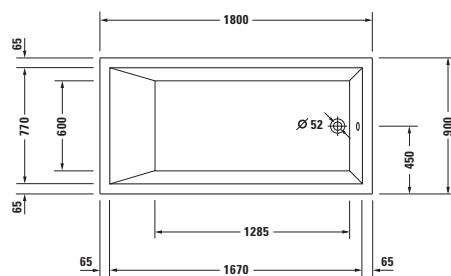
Suitable equipment for Combi-System L

Heating, for whirltubs with Combi-System L	791883 00 0 00 0000	898
UV Hygiene Management, for whirltubs with Combi-System L	791889 00 0 00 0000	1.224
LED coloured light (replaces LED white light), for whirltubs with Combi-System L	791892 00 0 00 1000	2.286

Infobox: The bathtub handle cannot be ordered separately, only mounted on the bathtub. The price does include the installation and the handle itself.
 / * pipe interrupt or faucet with safety against backflow according to DIN EN 1717 necessary, connection hose # 790159 is recommended / ** pipe interrupt mandatory, connection hose # 790166 is recommended

Starck Design by Philippe Starck

Whirltub rectangle, built-in or for panel, with one backrest slope, with support frame and waste and overflow
sanitary acrylic


Whirltub (Euro)

Size mm	Capacity l	Model-No.	Air-System (XX X = AS 0)	Jet-System (XX X = JS 1)	Combi-System P (XX X = CP 1)	Combi-System E (XX X = CE 1)	Combi-System L (XX X = CL 1)
1800 x 900	301	760050 00 0 XX X000	4.380	4.553	7.446	9.132	10.210

Suitable equipment for Whirltub

	Model-No.	Euro
Surcharge, for waste and overflow Quadroval, with water inlet, chrome*	791205 00 0 00 1000	280
Bathtub handle, chrome	792804 00 0 00 1000	364

Suitable equipment for Jet-System, Combi-System P

LED coloured light, for whirltubs with Jet-System or Combi-System P	791850 00 0 00 1000	3.651
---	----------------------------	-------

Suitable equipment for Combi-System E

Heating, for whirltubs with Combi-System E	791882 00 0 00 0000	898
UV Hygiene Management, for whirltubs with Combi-System E	791884 00 0 00 0000	1.224
LED coloured light (replaces LED white light), for whirltubs with Combi-System E	791890 00 0 00 1000	2.286

Suitable equipment for Combi-System L

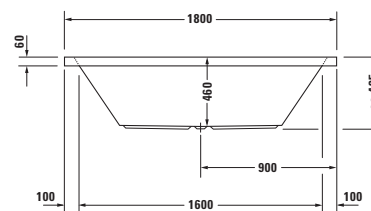
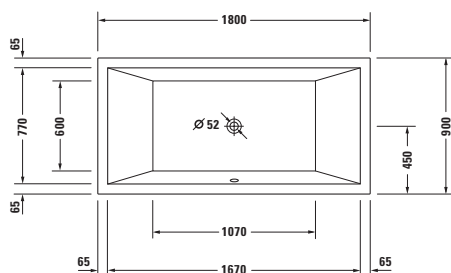
Heating, for whirltubs with Combi-System L	791883 00 0 00 0000	898
UV Hygiene Management, for whirltubs with Combi-System L	791887 00 0 00 0000	1.224
LED coloured light (replaces LED white light), for whirltubs with Combi-System L	791892 00 0 00 1000	2.286

Suitable accessories for Whirltub

Bathtub anchors	790103 00 0 00 0000	45
Rubber profile	790126 00 0 00 0000	25
Suitable panels s.p. 511/512		

Infobox: The bathtub handle cannot be ordered separately, only mounted on the bathtub. The price does include the installation and the handle itself. /
* pipe interrupt or faucet with safety against backflow according to DIN EN 1717 necessary, connection hose # 790159 is recommended

Starck Design by Philippe Starck

Whirltub rectangle, built-in or for panel, with two backrest slopes, with support frame and waste and overflow
 sanitary acrylic

Whirltub (Euro)

Size mm	Capacity l	Model-No.	Air-System (XX X = AS 0)	Jet-System (XX X = JS 1)	Combi-System P (XX X = CP 1)	Combi-System E (XX X = CE 1)	Combi-System L (XX X = CL 1)
1800 x 900	252	760052 00 0 XX X000	4.380	4.553	7.446	9.132	10.210

Suitable equipment for Whirltub

	Model-No.	Euro
Surcharge, for waste and overflow Quadroval, with water inlet, chrome*	791206 00 0 00 1000	280
Bathtub handle, chrome	792804 00 0 00 1000	364

Suitable equipment for Jet-System, Combi-System P

LED coloured light, for whirltubs with Jet-System or Combi-System P	791850 00 0 00 1000	3.651
---	----------------------------	-------

Suitable equipment for Combi-System E

Heating, for whirltubs with Combi-System E	791882 00 0 00 0000	898
UV Hygiene Management, for whirltubs with Combi-System E	791884 00 0 00 0000	1.224
LED coloured light (replaces LED white light), for whirltubs with Combi-System E	791890 00 0 00 1000	2.286

Suitable equipment for Combi-System L

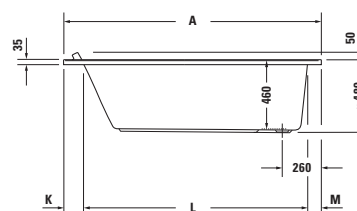
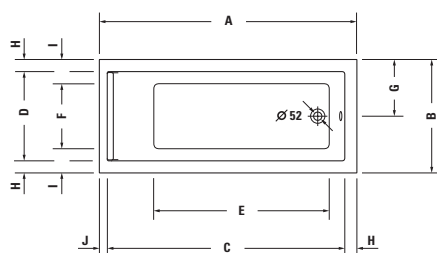
Heating, for whirltubs with Combi-System L	791883 00 0 00 0000	898
UV Hygiene Management, for whirltubs with Combi-System L	791887 00 0 00 0000	1.224
LED coloured light (replaces LED white light), for whirltubs with Combi-System L	791892 00 0 00 1000	2.286

Suitable accessories for Whirltub

Bathtub anchors	790103 00 0 00 0000	45
Rubber profile	790126 00 0 00 0000	25
Suitable panels s.p. 511/512		

Infobox: The bathtub handle cannot be ordered separately, only mounted on the bathtub. The price does include the installation and the handle itself. / * pipe interrupt or faucet with safety against backflow according to DIN EN 1717 necessary, connection hose # 790159 is recommended

Starck Design by Philippe Starck

Whirltub rectangle, built-in or for panel, with one backrest slope, with support frame and waste and overflow
 sanitary acrylic


	A	B	C	D	E	F	G	H	I	J	K	L	M	N
7X0331	1500	700	1380	560	910	350	350	70	175	50	130	1290	80	1480
7X0332	1500	750	1380	610	910	400	375	70	175	50	130	1290	80	1480
7X0333	1600	700	1480	560	1025	360	350	70	170	50	130	1390	80	1580
7X0334	1700	700	1580	560	1160	360	350	70	170	50	130	1490	80	1680
7X0335	1700	750	1570	590	1160	390	375	80	180	50	130	1490	80	1680
7X0336	1700	800	1570	640	1160	440	400	80	180	50	130	1490	80	1680
7X0337	1700	900	1570	740	1160	540	450	80	180	50	130	1490	80	1680

Whirltub (Euro)

Size mm	Capacity l	Model-No.	Air-System (XX X = AS 0)	Jet-System (XX X = JS 1)	Combi-System P (XX X = CP 1)	Combi-System E (XX X = CE 1)	Combi-System L (XX X = CL 1)
1500 x 700	121	760331 00 0 XX X000	3.417	3.591	6.484	8.170	9.249
1500 x 750	140	760332 00 0 XX X000	3.417	3.591	6.484	8.170	9.249
1600 x 700	135	760333 00 0 XX X000	3.417	3.591	6.484	8.170	9.249
1700 x 700	155	760334 00 0 XX X000	3.422	3.598	6.489	8.176	9.254
1700 x 750	165	760335 00 0 XX X000	3.422	3.598	6.489	8.176	9.254
1700 x 800	186	760336 00 0 XX X000	3.487	3.660	6.553	8.239	9.317
1700 x 900	221	760337 00 0 XX X000	3.533	3.706	6.599	8.285	9.363

Suitable equipment for Whirltub

	Model-No.	Euro
Surcharge, for waste and overflow Quadroval, with water inlet, chrome*	791205 00 0 00 1000	280
Bathtub handle, chrome	792804 00 0 00 1000	364

Suitable equipment for Jet-System, Combi-System P

LED coloured light, for whirltubs with Jet-System or Combi-System P	791850 00 0 00 1000	3.651
---	----------------------------	-------

Suitable equipment for Combi-System E

Heating, for whirltubs with Combi-System E	791882 00 0 00 0000	898
UV Hygiene Management, for whirltubs with Combi-System E	791884 00 0 00 0000	1.224
LED coloured light (replaces LED white light), for whirltubs with Combi-System E	791890 00 0 00 1000	2.286

Suitable equipment for Combi-System L

Heating, for whirltubs with Combi-System L	791883 00 0 00 0000	898
UV Hygiene Management, for whirltubs with Combi-System L	791887 00 0 00 0000	1.224
LED coloured light (replaces LED white light), for whirltubs with Combi-System L	791892 00 0 00 1000	2.286

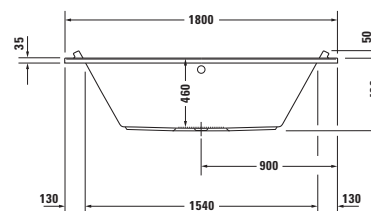
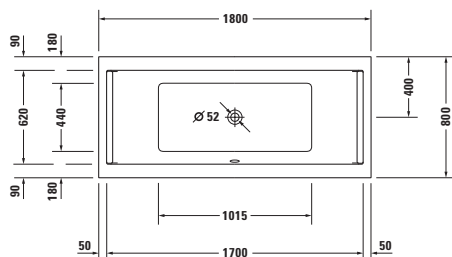
Suitable accessories for Whirltub

Headrest, white	790010 00 0 00 0000	137
Bathtub anchors	790103 00 0 00 0000	45
Rubber profile	790126 00 0 00 0000	25
Suitable panels s.p. 511/512		
Suitable acrylic panels s.p. 666		

Infobox: The bathtub handle cannot be ordered separately, only mounted on the bathtub. The price does include the installation and the handle itself. /
 * pipe interrupt or faucet with safety against backflow according to DIN EN 1717 necessary, connection hose # 790159 is recommended

Starck Design by Philippe Starck

Whirltub rectangle, built-in or for panel, with two backrest slopes, with support frame and waste and overflow
sanitary acrylic



Whirltub (Euro)

Size mm	Capacity l	Model-No.	Air-System (XX X = AS 0)	Jet-System (XX X = JS 1)	Combi-System P (XX X = CP 1)	Combi-System E (XX X = CE 1)	Combi-System L (XX X = CL 1)
1800 x 800	174	760338 00 0 XX X000	3.602	3.775	6.668	8.354	9.431

Suitable equipment for Whirltub

	Model-No.	Euro
Surcharge, for waste and overflow Quadroval, with water inlet, chrome*	791206 00 0 00 1000	280
Surcharge, for waste and overflow Quadroval, with base inlet, chrome**	791227 00 0 00 1000	513
Bathtub handle, chrome	792804 00 0 00 1000	364

Suitable equipment for Jet-System, Combi-System P

LED coloured light, for whirltubs with Jet-System or Combi-System P	791850 00 0 00 1000	3.651
---	----------------------------	-------

Suitable equipment for Combi-System E

Heating, for whirltubs with Combi-System E	791882 00 0 00 0000	898
UV Hygiene Management, for whirltubs with Combi-System E	791884 00 0 00 0000	1.224
LED coloured light (replaces LED white light), for whirltubs with Combi-System E	791890 00 0 00 1000	2.286

Suitable equipment for Combi-System L

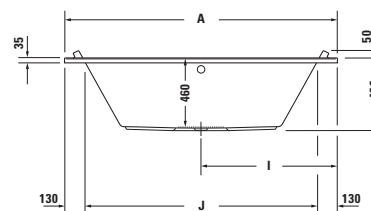
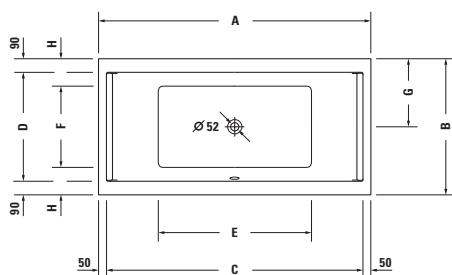
Heating, for whirltubs with Combi-System L	791883 00 0 00 0000	898
UV Hygiene Management, for whirltubs with Combi-System L	791887 00 0 00 0000	1.224
LED coloured light (replaces LED white light), for whirltubs with Combi-System L	791892 00 0 00 1000	2.286

Suitable accessories for Whirltub

Headrest, white	790010 00 0 00 0000	137
Bathtub anchors	790103 00 0 00 0000	45
Rubber profile	790126 00 0 00 0000	25
Suitable panels s.p. 511/512		
Suitable acrylic panels s.p. 666		

Infobox: The bathtub handle cannot be ordered separately, only mounted on the bathtub. The price does include the installation and the handle itself.
/ * pipe interrupt or faucet with safety against backflow according to DIN EN 1717 necessary, connection hose # 790159 is recommended / ** pipe interrupt mandatory, connection hose # 790166 is recommended

Starck Design by Philippe Starck

Whirltub rectangle, built-in or for panel, with two backrest slopes, with support frame and waste and overflow
 sanitary acrylic


	A	B	C	D	E	F	G	H	I	J
7X0339	1800	900	1700	620	1015	540	400	180	900	1540
7X0340	1900	900	1800	720	1115	540	450	180	950	1640
7X0341	2000	1000	1900	820	1215	640	500	180	1000	1740

Whirltub (Euro)

Size mm	Capacity l	Model-No.	Air-System (XX X = AS 0)	Jet-System (XX X = JS 1)	Combi-System P (XX X = CP 1)	Combi-System E (XX X = CE 1)	Combi-System L (XX X = CL 1)
1800 x 900	212	760339 00 0 XX X000	3.658	3.831	6.724	8.410	9.488
1900 x 900	241	760340 00 0 XX X000	3.830	4.004	6.896	8.582	9.661
2000 x 1000	309	760341 00 0 XX X000	4.062	4.235	7.128	8.815	9.892

Suitable equipment for Whirltub

	Model-No.	Euro
Surcharge, for waste and overflow Quadroval, with water inlet, chrome*	791206 00 0 00 1000	280
Surcharge, for waste and overflow Quadroval, with base inlet, chrome**	791227 00 0 00 1000	513
Bathtub handle, chrome	792804 00 0 00 1000	364
Suitable acrylic panels s.p. 666		

Suitable equipment for Jet-System, Combi-System P

LED coloured light, for whirltubs with Jet-System or Combi-System P	791850 00 0 00 1000	3.651
---	----------------------------	-------

Suitable equipment for Combi-System E

Heating, for whirltubs with Combi-System E	791882 00 0 00 0000	898
UV Hygiene Management, for whirltubs with Combi-System E	791884 00 0 00 0000	1.224
LED coloured light (replaces LED white light), for whirltubs with Combi-System E	791890 00 0 00 1000	2.286

Suitable equipment for Combi-System L

Heating, for whirltubs with Combi-System L	791883 00 0 00 0000	898
UV Hygiene Management, for whirltubs with Combi-System L	791887 00 0 00 0000	1.224
LED coloured light (replaces LED white light), for whirltubs with Combi-System L	791892 00 0 00 1000	2.286

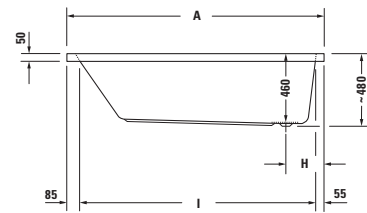
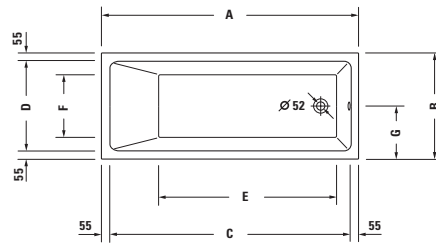
Suitable accessories for Whirltub

Headrest, white	790010 00 0 00 0000	137
Bathtub anchors	790103 00 0 00 0000	45
Rubber profile	790126 00 0 00 0000	25
Suitable panels s.p. 511/512		

Infobox: The bathtub handle cannot be ordered separately, only mounted on the bathtub. The price does include the installation and the handle itself.
 / * pipe interrupt or faucet with safety against backflow according to DIN EN 1717 necessary, connection hose # 790159 is recommended / ** pipe interrupt mandatory, connection hose # 790166 is recommended

Vero Air Design by Duravit

Whirltub rectangle, built-in, with one backrest slope, with support frame and waste and overflow
sanitary acrylic



	A	B	C	D	E	F	G	H	I
7X0411	1700	700	1590	590	1175	410	350	250	1560
7X0412	1700	750	1590	640	1175	460	375	250	1560

Whirltub (Euro)

Size mm	Capacity l	Model-No.	Air-System (XX X = AS 0)				
1700 x 700	115	760411 00 0 XX X000	3.499				
1700 x 750	135	760412 00 0 XX X000	3.524				

Suitable equipment for Whirltub

	Model-No.	Euro
Surcharge, for waste and overflow Quadroval, with water inlet, chrome*	792221 00 0 00 1000	252
Bathtub handle, chrome	792804 00 0 00 1000	364

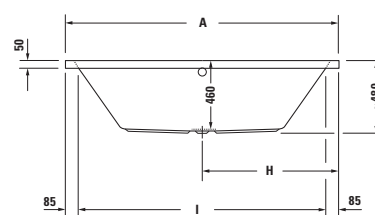
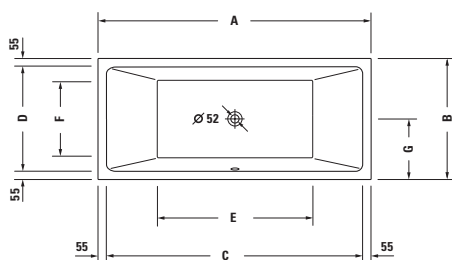
Suitable accessories for Whirltub

Bathtub anchors	790103 00 0 00 0000	45
Rubber profile	790126 00 0 00 0000	25

Infobox: The bathtub handle cannot be ordered separately, only mounted on the bathtub. The price does include the installation and the handle itself. /
* pipe interrupt or faucet with safety against backflow according to DIN EN 1717 necessary, connection hose # 790188 is recommended

Vero Air Design by Duravit

Whirltub rectangle, built-in, with two backrest slopes, with support frame and waste and overflow
sanitary acrylic



	A	B	C	D	E	F	G	H	I
7X0413	1800	800	1690	690	1025	510	400	900	1630
7X0414	1900	900	1790	790	1125	610	450	950	1730

Whirltub (Euro)

Size mm	Capacity l	Model-No.	Air-System (XX X = AS 0)				
1800 x 800	217	760413 00 0 XX X000	3.883				
1900 x 900	306	760414 00 0 XX X000	4.080				

Suitable equipment for Whirltub

	Model-No.	Euro
Surcharge, for waste and overflow Quadroval, with water inlet, chrome*	791274 00 0 00 1000	280
Surcharge, for waste and overflow Quadroval, with base inlet, chrome**	791270 00 0 00 1000	513
Bathtub handle, chrome	792804 00 0 00 1000	364

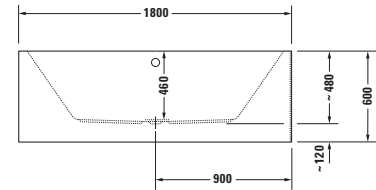
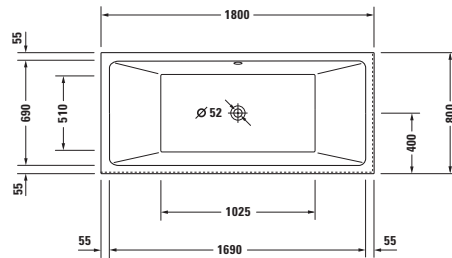
Suitable accessories for Whirltub

Bathtub anchors	790103 00 0 00 0000	45
Rubber profile	790126 00 0 00 0000	25

Infobox: The bathtub handle cannot be ordered separately, only mounted on the bathtub. The price does include the installation and the handle itself.
/ * pipe interrupt or faucet with safety against backflow according to DIN EN 1717 necessary, connection hose # 790188 is recommended / ** pipe interrupt mandatory, connection hose # 790166 is recommended

Vero Air Design by Duravit

Whirtub corner left, with seamless acrylic panel and support frame, with two backrest slopes, with waste and overflow
sanitary acrylic



Whirtub (Euro)

Size mm	Capacity l	Model-No.	Air-System (XX X = AS 0)				
1800 x 800	217	760415 00 0 XX X000	5.533				

Suitable equipment for Whirtub

	Model-No.	Euro
Surcharge, for waste and overflow Quadroval, with water inlet, chrome*	791252 00 0 00 1000	356
Surcharge, for waste and overflow Quadroval, with base inlet, chrome**	791275 00 0 00 1000	513
Bathtub handle, chrome	792804 00 0 00 1000	364

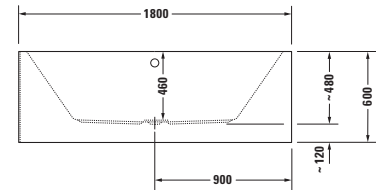
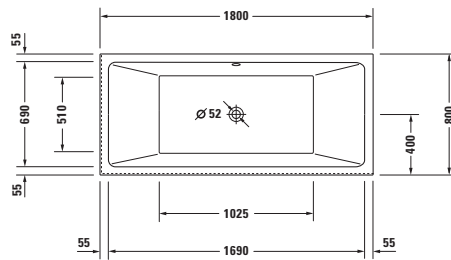
Suitable accessories for Whirtub

Rubber profile	790126 00 0 00 0000	25
----------------	----------------------------	----

Infobox: The bathtub handle cannot be ordered separately, only mounted on the bathtub. The price does include the installation and the handle itself.
/ * pipe interrupt or faucet with safety against backflow according to DIN EN 1717 necessary, connection hose # 790188 is recommended / ** pipe interrupt mandatory, connection hose # 790166 is recommended

Vero Air Design by Duravit

Whirtub corner right, with seamless acrylic panel and support frame, with two backrest slopes, with waste and overflow
sanitary acrylic



Whirtub (Euro)

Size mm	Capacity l	Model-No.	Air-System (XX X = AS 0)				
1800 x 800	217	760416 00 0 XX X000	5.533				

Suitable equipment for Whirtub

	Model-No.	Euro
Surcharge, for waste and overflow Quadroval, with water inlet, chrome*	791252 00 0 00 1000	356
Surcharge, for waste and overflow Quadroval, with base inlet, chrome**	791275 00 0 00 1000	513
Bathtub handle, chrome	792804 00 0 00 1000	364

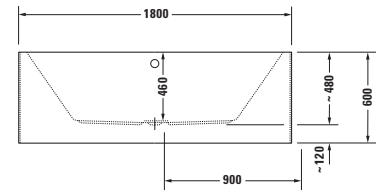
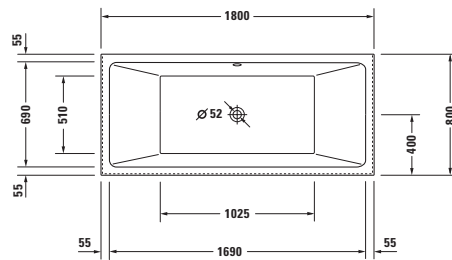
Suitable accessories for Whirtub

Rubber profile	790126 00 0 00 0000	25
----------------	----------------------------	----

Infobox: The bathtub handle cannot be ordered separately, only mounted on the bathtub. The price does include the installation and the handle itself.
/ * pipe interrupt or faucet with safety against backflow according to DIN EN 1717 necessary, connection hose # 790188 is recommended / ** pipe interrupt mandatory, connection hose # 790166 is recommended

Vero Air Design by Duravit

Whirtub back-to-wall, with seamless acrylic panel and support frame, with two backrest slopes, with waste and overflow
sanitary acrylic



Whirtub (Euro)

Size mm	Capacity l	Model-No.	Air-System (XX X = AS 0)				
1800 x 800	217	760417 00 0 XX X000	5.740				

Suitable equipment for Whirtub

	Model-No.	Euro
Surcharge, for waste and overflow Quadroval, with water inlet, chrome*	791252 00 0 00 1000	356
Surcharge, for waste and overflow Quadroval, with base inlet, chrome**	791275 00 0 00 1000	513
Bathtub handle, chrome	792804 00 0 00 1000	364

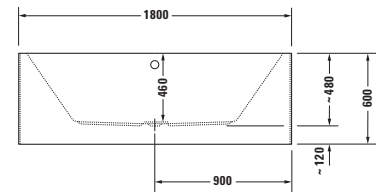
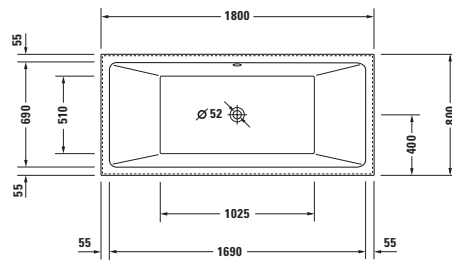
Suitable accessories for Whirtub

Rubber profile	790126 00 0 00 0000	25
----------------	----------------------------	----

Infobox: The bathtub handle cannot be ordered separately, only mounted on the bathtub. The price does include the installation and the handle itself.
/ * pipe interrupt or faucet with safety against backflow according to DIN EN 1717 necessary, connection hose # 790188 is recommended / ** pipe interrupt mandatory, connection hose # 790166 is recommended

Vero Air Design by Duravit

Whirltub freestanding, with seamless acrylic panel and support frame, with two backrest slopes, with waste and overflow
sanitary acrylic



Whirltub (Euro)

Size mm	Capacity l	Model-No.	Air-System (XX X = AS 0)				
1800 x 800	217	760418 00 0 XX X000	6.770				

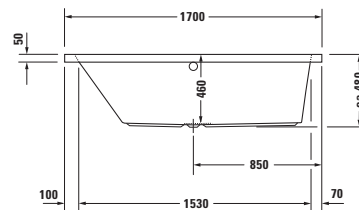
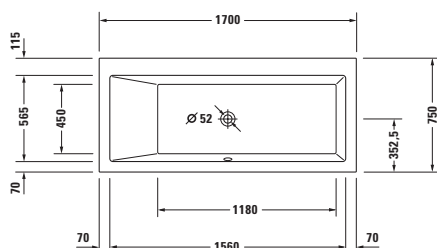
Suitable equipment for Whirltub

	Model-No.	Euro
Surcharge, for waste and overflow Quadroval, with water inlet, chrome*	791252 00 0 00 1000	356
Surcharge, for waste and overflow Quadroval, with base inlet, chrome**	791275 00 0 00 1000	513
Bathtub handle, chrome	792804 00 0 00 1000	364

Infobox: The bathtub handle cannot be ordered separately, only mounted on the bathtub. The price does include the installation and the handle itself.
/ * pipe interrupt or faucet with safety against backflow according to DIN EN 1717 necessary, connection hose # 790188 is recommended / ** pipe interrupt mandatory, connection hose # 790166 is recommended

Vero Design by Duravit

Whirltub rectangle, built-in or for panel, with one backrest slope left, with support frame and waste and overflow sanitary acrylic



Whirltub (Euro)

Size mm	Capacity l	Model-No.	Air-System (XX X = AS 0)	Jet-System (XX X = JS 1)	Combi-System P (XX X = CP 1)	Combi-System E (XX X = CE 1)	Combi-System L (XX X = CL 1)
1700 x 750	160	760133 00 0 XX X000	3.620	3.794	6.686	8.372	9.451

Suitable equipment for Whirltub

	Model-No.	Euro
Surcharge, for waste and overflow Quadroval, with water inlet, chrome*	791206 00 0 00 1000	280
Bathtub handle, chrome	792804 00 0 00 1000	364

Suitable equipment for Jet-System, Combi-System P

LED coloured light, for whirltubs with Jet-System or Combi-System P	791850 00 0 00 1000	3.651
---	----------------------------	-------

Suitable equipment for Combi-System E

Heating, for whirltubs with Combi-System E	791882 00 0 00 0000	898
UV Hygiene Management, for whirltubs with Combi-System E	791884 00 0 00 0000	1.224
LED coloured light (replaces LED white light), for whirltubs with Combi-System E	791890 00 0 00 1000	2.286

Suitable equipment for Combi-System L

Heating, for whirltubs with Combi-System L	791883 00 0 00 0000	898
UV Hygiene Management, for whirltubs with Combi-System L	791887 00 0 00 0000	1.224
LED coloured light (replaces LED white light), for whirltubs with Combi-System L	791892 00 0 00 1000	2.286

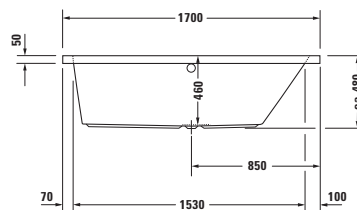
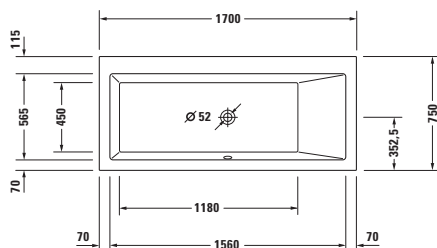
Suitable accessories for Whirltub

Bathtub anchors	790103 00 0 00 0000	45
Rubber profile	790126 00 0 00 0000	25
Suitable panels s.p. 524		

Infobox: The bathtub handle cannot be ordered separately, only mounted on the bathtub. The price does include the installation and the handle itself. / * pipe interrupt or faucet with safety against backflow according to DIN EN 1717 necessary, connection hose # 790159 is recommended

Vero Design by Duravit

Whirltub rectangle, built-in or for panel, with one backrest slope right, with support frame and waste and overflow
sanitary acrylic



Whirltub (Euro)

Size mm	Capacity l	Model-No.	Air-System (XX X = AS 0)	Jet-System (XX X = JS 1)	Combi-System P (XX X = CP 1)	Combi-System E (XX X = CE 1)	Combi-System L (XX X = CL 1)
1700 x 750	160	760134 00 0 XX X000	3.620	3.794	6.686	8.372	9.451

Suitable equipment for Whirltub

	Model-No.	Euro
Surcharge, for waste and overflow Quadroval, with water inlet, chrome*	791206 00 0 00 1000	280
Bathtub handle, chrome	792804 00 0 00 1000	364

Suitable equipment for Jet-System, Combi-System P

LED coloured light, for whirltubs with Jet-System or Combi-System P	791850 00 0 00 1000	3.651
---	----------------------------	-------

Suitable equipment for Combi-System E

Heating, for whirltubs with Combi-System E	791882 00 0 00 0000	898
UV Hygiene Management, for whirltubs with Combi-System E	791884 00 0 00 0000	1.224
LED coloured light (replaces LED white light), for whirltubs with Combi-System E	791890 00 0 00 1000	2.286

Suitable equipment for Combi-System L

Heating, for whirltubs with Combi-System L	791883 00 0 00 0000	898
UV Hygiene Management, for whirltubs with Combi-System L	791887 00 0 00 0000	1.224
LED coloured light (replaces LED white light), for whirltubs with Combi-System L	791892 00 0 00 1000	2.286

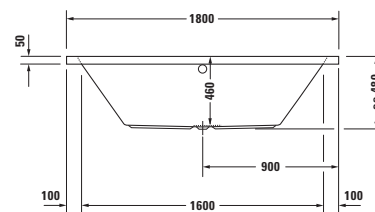
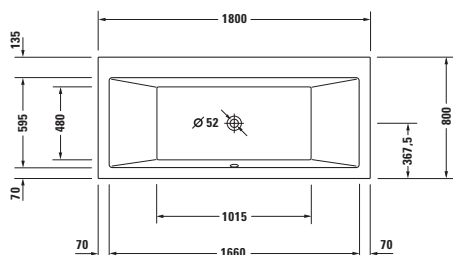
Suitable accessories for Whirltub

Bathtub anchors	790103 00 0 00 0000	45
Rubber profile	790126 00 0 00 0000	25
Suitable panels s.p. 524		

Infobox: The bathtub handle cannot be ordered separately, only mounted on the bathtub. The price does include the installation and the handle itself. / * pipe interrupt or faucet with safety against backflow according to DIN EN 1717 necessary, connection hose # 790159 is recommended

Vero Design by Duravit

Whirltub rectangle, built-in or for panel, with two backrest slopes, with support frame and waste and overflow
sanitary acrylic



Whirltub (Euro)

Size mm	Capacity l	Model-No.	Air-System (XX X = AS 0)	Jet-System (XX X = JS 1)	Combi-System P (XX X = CP 1)	Combi-System E (XX X = CE 1)	Combi-System L (XX X = CL 1)
1800 x 800	165	760135 00 0 XX X000	4.017	4.190	7.083	8.770	9.847

Suitable equipment for Whirltub

	Model-No.	Euro
Surcharge, for waste and overflow Quadroval, with water inlet, chrome*	791206 00 0 00 1000	280
Surcharge, for waste and overflow Quadroval, with base inlet, chrome**	791227 00 0 00 1000	513
Bathtub handle, chrome	792804 00 0 00 1000	364

Suitable equipment for Jet-System, Combi-System P

LED coloured light, for whirltubs with Jet-System or Combi-System P	791850 00 0 00 1000	3.651
---	----------------------------	-------

Suitable equipment for Combi-System E

Heating, for whirltubs with Combi-System E	791882 00 0 00 0000	898
UV Hygiene Management, for whirltubs with Combi-System E	791884 00 0 00 0000	1.224
LED coloured light (replaces LED white light), for whirltubs with Combi-System E	791890 00 0 00 1000	2.286

Suitable equipment for Combi-System L

Heating, for whirltubs with Combi-System L	791883 00 0 00 0000	898
UV Hygiene Management, for whirltubs with Combi-System L	791887 00 0 00 0000	1.224
LED coloured light (replaces LED white light), for whirltubs with Combi-System L	791892 00 0 00 1000	2.286

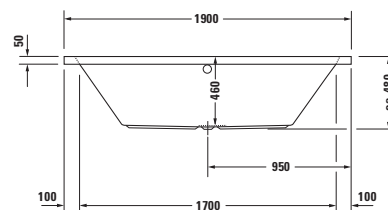
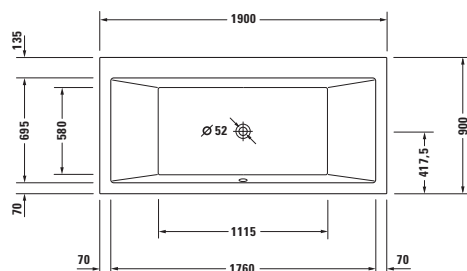
Suitable accessories for Whirltub

Bathtub anchors	790103 00 0 00 0000	45
Rubber profile	790126 00 0 00 0000	25
Suitable panels s.p. 524		

Infobox: The bathtub handle cannot be ordered separately, only mounted on the bathtub. The price does include the installation and the handle itself.
/ * pipe interrupt or faucet with safety against backflow according to DIN EN 1717 necessary, connection hose # 790159 is recommended / ** pipe interrupt mandatory, connection hose # 790166 is recommended

Vero Design by Duravit

Whirltub rectangle, built-in or for panel, with two backrest slopes, with support frame and waste and overflow
sanitary acrylic



Whirltub (Euro)

Size mm	Capacity l	Model-No.	Air-System (XX X = AS 0)	Jet-System (XX X = JS 1)	Combi-System P (XX X = CP 1)	Combi-System E (XX X = CE 1)	Combi-System L (XX X = CL 1)
1900 x 900	225	760136 00 0 XX X000	4.232	4.405	7.298	8.985	10.062

Suitable equipment for Whirltub

	Model-No.	Euro
Surcharge, for waste and overflow Quadroval, with water inlet, chrome*	791206 00 0 00 1000	280
Surcharge, for waste and overflow Quadroval, with base inlet, chrome**	791227 00 0 00 1000	513
Bathtub handle, chrome	792804 00 0 00 1000	364

Suitable equipment for Jet-System, Combi-System P

LED coloured light, for whirltubs with Jet-System or Combi-System P	791850 00 0 00 1000	3.651
---	----------------------------	-------

Suitable equipment for Combi-System E

Heating, for whirltubs with Combi-System E	791882 00 0 00 0000	898
UV Hygiene Management, for whirltubs with Combi-System E	791884 00 0 00 0000	1.224
LED coloured light (replaces LED white light), for whirltubs with Combi-System E	791890 00 0 00 1000	2.286

Suitable equipment for Combi-System L

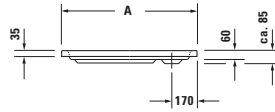
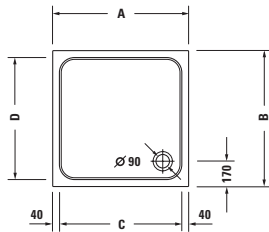
Heating, for whirltubs with Combi-System L	791883 00 0 00 0000	898
UV Hygiene Management, for whirltubs with Combi-System L	791887 00 0 00 0000	1.224
LED coloured light (replaces LED white light), for whirltubs with Combi-System L	791892 00 0 00 1000	2.286

Suitable accessories for Whirltub

Bathtub anchors	790103 00 0 00 0000	45
Rubber profile	790126 00 0 00 0000	25
Suitable panels s.p. 524		

Infobox: The bathtub handle cannot be ordered separately, only mounted on the bathtub. The price does include the installation and the handle itself.
/ * pipe interrupt or faucet with safety against backflow according to DIN EN 1717 necessary, connection hose # 790159 is recommended / ** pipe interrupt mandatory, connection hose # 790166 is recommended

D-Code Design by sieger design

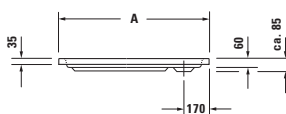
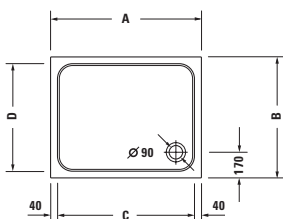
Shower tray square
 sanitary acrylic


	A	B	C	D
720101	800	800	720	720
720102	900	900	820	820
720103	1000	1000	920	920

Length mm	Width mm	Depth/Height mm	Weight kg	Model-No.	Euro
					White - 00
Shower tray					
800	800	85	11,0	720101 00 0 00 0000	178
900	900	85	13,5	720102 00 0 00 0000	224
1000	1000	85	16,5	720103 00 0 00 0000	269
Shower tray with Antislip					
800	800	85	11,0	720101 00 0 00 0001	343
900	900	85	13,5	720102 00 0 00 0001	389
1000	1000	85	16,5	720103 00 0 00 0001	434
Accessories for shower tray					
Bathub anchors				790125 00 0 00 0000	25
Rubber profile				790126 00 0 00 0000	25
Support frame for shower trays, with length ≤ 1000 mm				790129 00 0 00 0000	35
Outlet drain, chrome				791260 00 0 00 1000	47
Support for shower tray, for # 720101				790478 00 0 00 0000	130
Support for shower tray, for # 720102				790479 00 0 00 0000	134
Support for shower tray, for # 720103				790480 00 0 00 0000	144
Noise reduction set for acrylic shower trays				791369 00 0 00 0000	194

Infobox: The noise reduction set cannot be mounted together with a polystyrene support. For further information concerning noise protection, please consider the chapter „Noise reduction sets for bath-/whirltubs and shower trays“

D-Code Design by sieger design

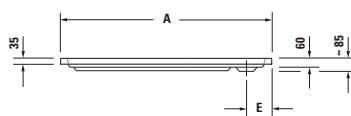
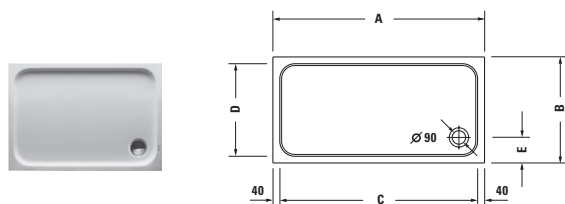
Shower tray rectangle
 sanitary acrylic


	A	B	C	D
720104	900	750	820	670
720105	900	800	820	720
720106	1000	800	920	720
720107	1000	900	920	820

Length mm	Width mm	Depth/Height mm	Weight kg	Model-No.	Euro
					White - 00
Shower tray					
900	750	85	12,0	720104 00 0 00 0000	180
900	800	85	12,5	720105 00 0 00 0000	192
1000	800	85	13,5	720106 00 0 00 0000	208
1000	900	85	14,5	720107 00 0 00 0000	227
Shower tray with Antislip					
900	750	85	12,0	720104 00 0 00 0001	345
900	800	85	12,5	720105 00 0 00 0001	357
1000	800	85	13,5	720106 00 0 00 0001	373
1000	900	85	14,5	720107 00 0 00 0001	392
Accessories for shower tray					
Bathtub anchors				790125 00 0 00 0000	25
Rubber profile				790126 00 0 00 0000	25
Support frame for shower trays, with length ≤ 1000 mm				790129 00 0 00 0000	35
Outlet drain, chrome				791260 00 0 00 1000	47
Support for shower tray, for # 720104				790481 00 0 00 0000	138
Support for shower tray, for # 720105				790482 00 0 00 0000	138
Support for shower tray, for # 720106				790483 00 0 00 0000	144
Support for shower tray, for # 720107				790484 00 0 00 0000	149
Noise reduction set for acrylic shower trays				791369 00 0 00 0000	194

Infobox: The noise reduction set cannot be mounted together with a polystyrene support. For further information concerning noise protection, please consider the chapter „Noise reduction sets for bath-/whirltubs and shower trays“

D-Code Design by sieger design

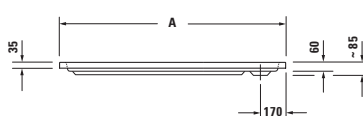
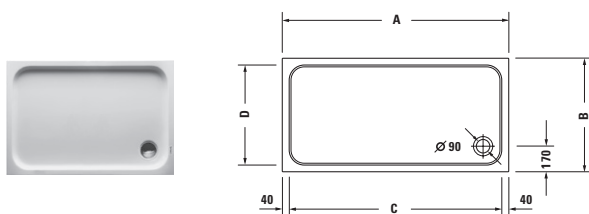
Shower tray rectangle
 sanitary acrylic


	A	B	C	D	E
720093	1000	700	920	620	170
720094	1200	700	1120	620	170
720113	1200	800	1120	720	170
720095	1400	700	1320	620	170
720163	1600	700	1520	620	170
720096	1700	700	1620	620	170
720165	1800	900	1720	820	180

Length mm	Width mm	Depth/Height mm	Weight kg	Model-No.	Euro
					White - 00
Shower tray					
1000	700	85	14,0	720093 00 0 00 0000	192
1200	700	85	16,0	720094 00 0 00 0000	228
1200	800	85	20,5	720113 00 0 00 0000	247
1400	700	85	19,0	720095 00 0 00 0000	265
1600	700	85	20,5	720163 00 0 00 0000	282
1700	700	85	27,5	720096 00 0 00 0000	300
1800	900	85	31,5	720165 00 0 00 0000	323
Shower tray with Antislip					
1000	700	85	14,0	720093 00 0 00 0001	357
1200	700	85	16,0	720094 00 0 00 0001	393
1200	800	85	20,5	720113 00 0 00 0001	412
1400	700	85	19,0	720095 00 0 00 0001	430
1600	700	85	20,5	720163 00 0 00 0001	447
1700	700	85	27,5	720096 00 0 00 0001	465
1800	900	85	31,5	720165 00 0 00 0001	488
Accessories for shower tray					
Bathtub anchors				790125 00 0 00 0000	25
Rubber profile				790126 00 0 00 0000	25
Support frame for shower trays, with length ≤ 1000 mm				790129 00 0 00 0000	35
Support frame, with length > 1000 mm				790127 00 0 00 0000	32
Support frame, with length ≥ 1500 mm				790158 00 0 00 0000	62
Outlet drain, chrome				791260 00 0 00 1000	47
Support for shower tray, for # 720093				791451 00 0 00 0000	140
Support for shower tray, for # 720094				791452 00 0 00 0000	152
Support for shower tray, for # 720113				791459 00 0 00 0000	155
Support for shower tray, for # 720095				791453 00 0 00 0000	166
Support for shower tray, for # 720163				792408 00 0 00 0000	170
Support for shower tray, for # 720096				791454 00 0 00 0000	173
Support for shower tray, for # 720165				792410 00 0 00 0000	211
Noise reduction set for acrylic shower trays				791369 00 0 00 0000	194

Infobox: The noise reduction set cannot be mounted together with a polystyrene support. For further information concerning noise protection, please consider the chapter „Noise reduction sets for bath-/whirltubs and shower trays“

D-Code Design by sieger design

Shower tray rectangle
 sanitary acrylic


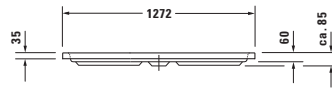
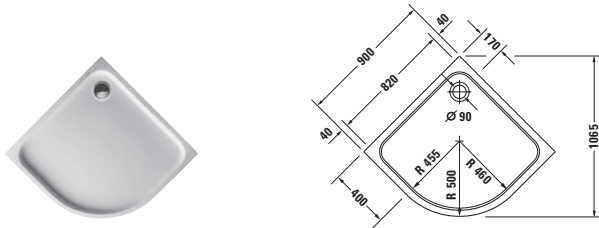
	A	B	C	D
720097	1100	750	1020	670
720098	1300	750	1220	670
720099	1500	750	1420	670
720164	1600	750	1520	670
720100	1700	750	1620	670

Length mm	Width mm	Depth/Height mm	Weight kg	Model-No.	Euro	
					White	- 00
Shower tray						
1100	750	85	16,0	720097 00 0 00 0000	202	
1300	750	85	18,0	720098 00 0 00 0000	241	
1500	750	85	24,5	720099 00 0 00 0000	282	
1600	750	85	25,0	720164 00 0 00 0000	302	
1700	750	85	28,0	720100 00 0 00 0000	322	
Shower tray with Antislip						
1100	750	85	16,0	720097 00 0 00 0001	367	
1300	750	85	18,0	720098 00 0 00 0001	406	
1500	750	85	24,5	720099 00 0 00 0001	447	
1600	750	85	25,0	720164 00 0 00 0001	467	
1700	750	85	28,0	720100 00 0 00 0001	487	
Accessories for shower tray						
Bathtub anchors				790125 00 0 00 0000	25	
Rubber profile				790126 00 0 00 0000	25	
Support frame, with length > 1000 mm				790127 00 0 00 0000	32	
Support frame, with length ≥ 1500 mm				790158 00 0 00 0000	62	
Outlet drain, chrome				791260 00 0 00 1000	47	
Support for shower tray, for # 720097				791455 00 0 00 0000	146	
Support for shower tray, for # 720098				791456 00 0 00 0000	158	
Support for shower tray, for # 720099				791457 00 0 00 0000	170	
Support for shower tray, for # 720164				792409 00 0 00 0000	175	
Support for shower tray, for # 720100				791458 00 0 00 0000	181	
Noise reduction set for acrylic shower trays				791369 00 0 00 0000	194	

Infobox: The noise reduction set cannot be mounted together with a polystyrene support. For further information concerning noise protection, please consider the chapter „Noise reduction sets for bath-/whirltubs and shower trays“

D-Code Design by sieger design

Shower tray quarter circle
sanitary acrylic

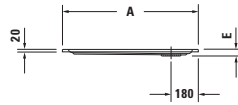
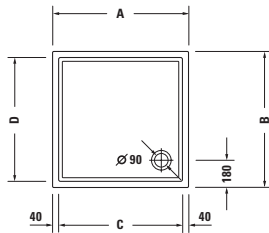


Length mm	Width mm	Depth/Height mm	Weight kg	Model-No.	Euro
					White - 00
Shower tray					
900	900	85	15,0	720108 00 0 00 0000	224
Shower tray with Antislip					
900	900	85	15,0	720108 00 0 00 0001	389
Accessories for shower tray					
Bathtub anchors				790125 00 0 00 0000	25
Rubber profile				790126 00 0 00 0000	25
Support frame for shower trays, with length ≤ 1000 mm				790129 00 0 00 0000	35
Outlet drain, chrome				791260 00 0 00 1000	47
Support for shower tray, for # 720108				790485 00 0 00 0000	149
Noise reduction set for acrylic shower trays				791369 00 0 00 0000	194

Infobox: The noise reduction set cannot be mounted together with a polystyrene support. For further information concerning noise protection, please consider the chapter „Noise reduction sets for bath-/whirltubs and shower trays“

Starck Slimline Design by Philippe Starck

Shower tray square
sanitary acrylic



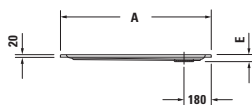
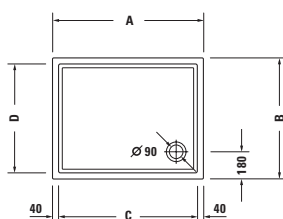
	A	B	C	D	E
720114	800	800	720	720	45
720115	900	900	820	820	45
720116	1000	1000	920	920	50

Length mm	Width mm	Depth/Height mm	Weight kg	Model-No.	Euro
					White - 00
Shower tray					
800	800	45	13,5	720114 00 0 00 0000	446
900	900	45	15,8	720115 00 0 00 0000	457
1000	1000	50	18,2	720116 00 0 00 0000	549
Shower tray with Antislip					
800	800	45	13,5	720114 00 0 00 0001	611
900	900	45	15,8	720115 00 0 00 0001	622
1000	1000	50	18,2	720116 00 0 00 0001	714
Accessories for shower tray					
Support frame for shower trays, with length ≤ 1000 mm, height-adjustable from 85 - 105 mm				790101 00 0 00 0000	116
Support frame for shower trays, with length ≤ 1000 mm, height-adjustable from 100 - 185 mm				790102 00 0 00 0000	116
Bathtub anchors				790103 00 0 00 0000	45
Rubber profile				790126 00 0 00 0000	25
Outlet drain, horizontal outlet, white				790263 00 0 00 0000	107
Outlet drain, horizontal outlet, chrome				790263 00 0 00 1000	107
Outlet drain, vertical outlet, white				790269 00 0 00 0000	107
Outlet drain, vertical outlet, chrome				790269 00 0 00 1000	107
Support for shower tray, for # 720114				791477 00 0 00 0000	196
Support for shower tray, for # 720115				791478 00 0 00 0000	196
Support for shower tray, for # 720116				791479 00 0 00 0000	280
Noise reduction set for acrylic shower trays				791369 00 0 00 0000	194

Infobox: The noise reduction set cannot be mounted together with a polystyrene support. For further information concerning noise protection, please consider the chapter „Noise reduction sets for bath-/whirltubs and shower trays“

Starck Slimline Design by Philippe Starck

Shower tray rectangle sanitary acrylic



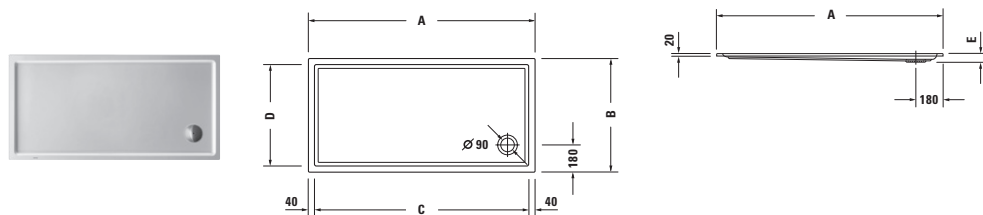
	A	B	C	D	E
720117	900	750	820	670	45
720118	900	800	820	720	45
720119	1000	800	920	720	50
720120	1000	900	920	820	50
720121	1200	800	1120	720	55
720122	1200	900	1120	820	55
720123	1200	1000	1120	920	55
720235	1300	800	1220	720	55
720242	1300	900	1220	820	55

Length mm	Width mm	Depth/Height mm	Weight kg	Model-No.	Euro	
					White	- 00
Shower tray						
900	750	45	13,5	720117 00 0 00 0000	457	
900	800	45	14,7	720118 00 0 00 0000	557	
1000	800	50	15,2	720119 00 0 00 0000	563	
1000	900	50	17,0	720120 00 0 00 0000	569	
1200	800	55	21,0	720121 00 0 00 0000	609	
1200	900	55	22,3	720122 00 0 00 0000	639	
1200	1000	55	23,8	720123 00 0 00 0000	690	
1300	800	60	22,5	720235 00 0 00 0000	639	
1300	900	60	23,5	720242 00 0 00 0000	659	
Shower tray with Antislip						
900	750	45	13,5	720117 00 0 00 0001	622	
900	800	45	14,7	720118 00 0 00 0001	722	
1000	800	50	15,2	720119 00 0 00 0001	728	
1000	900	50	17,0	720120 00 0 00 0001	734	
1200	800	55	21,0	720121 00 0 00 0001	774	
1200	900	55	22,3	720122 00 0 00 0001	804	
1200	1000	55	23,8	720123 00 0 00 0001	855	
1300	800	60	22,5	720235 00 0 00 0001	804	
1300	900	60	23,5	720242 00 0 00 0001	824	
Accessories for shower tray						
Support frame, with length > 1000 mm				790100 00 0 00 0000	107	
Support frame for shower trays, with length ≤ 1000 mm, height-adjustable from 85 - 105 mm				790101 00 0 00 0000	116	
Support frame for shower trays, with length ≤ 1000 mm, height-adjustable from 100 - 185 mm				790102 00 0 00 0000	116	
Bathtub anchors				790103 00 0 00 0000	45	
Rubber profile				790126 00 0 00 0000	25	
Outlet drain, horizontal outlet, white				790263 00 0 00 0000	107	
Outlet drain, horizontal outlet, chrome				790263 00 0 00 1000	107	
Outlet drain, vertical outlet, white				790269 00 0 00 0000	107	
Outlet drain, vertical outlet, chrome				790269 00 0 00 1000	107	
Support for shower tray, for # 720117				791480 00 0 00 0000	196	
Support for shower tray, for # 720118				791481 00 0 00 0000	196	
Support for shower tray, for # 720119				791482 00 0 00 0000	213	
Support for shower tray, for # 720120				791483 00 0 00 0000	213	
Support for shower tray, for # 720121				791484 00 0 00 0000	224	
Support for shower tray, for # 720122				791485 00 0 00 0000	224	
Support for shower tray, for # 720123				791486 00 0 00 0000	241	
Support for shower tray, for # 720235				792418 00 0 00 0000	224	
Support for shower tray, for # 720242				792425 00 0 00 0000	224	
Noise reduction set for acrylic shower trays				791369 00 0 00 0000	194	

Infobox: The noise reduction set cannot be mounted together with a polystyrene support. For further information concerning noise protection, please consider the chapter „Noise reduction sets for bath-/whirltubs and shower trays“

Starck Slimline Design by Philippe Starck

Shower tray rectangle
sanitary acrylic



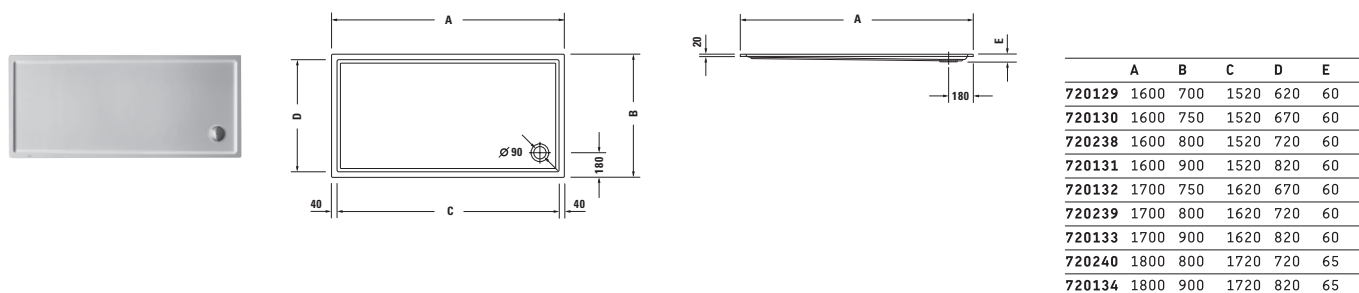
	A	B	C	D	E
720124	1400	700	1320	620	55
720125	1400	750	1320	670	55
720236	1400	800	1320	720	55
720126	1400	900	1320	820	55
720127	1500	700	1420	620	55
720128	1500	750	1420	670	60
720237	1500	800	1420	720	60
720243	1500	900	1420	820	60

Length mm	Width mm	Depth/Height mm	Weight kg	Model-No.	Euro
					White - 00
Shower tray					
1400	700	55	25,6	720124 00 0 00 0000	745
1400	750	55	25,9	720125 00 0 00 0000	756
1400	800	60	23,5	720236 00 0 00 0000	759
1400	900	55	27,5	720126 00 0 00 0000	766
1500	700	55	24,0	720127 00 0 00 0000	785
1500	750	60	28,0	720128 00 0 00 0000	792
1500	800	60	31,0	720237 00 0 00 0000	792
1500	900	60	32,0	720243 00 0 00 0000	796
Shower tray with Antislip					
1400	700	55	25,6	720124 00 0 00 0001	910
1400	750	55	25,9	720125 00 0 00 0001	921
1400	800	60	23,5	720236 00 0 00 0001	924
1400	900	55	27,5	720126 00 0 00 0001	931
1500	700	55	24,0	720127 00 0 00 0001	950
1500	750	60	28,0	720128 00 0 00 0001	957
1500	800	60	31,0	720237 00 0 00 0001	957
1500	900	60	32,0	720243 00 0 00 0001	961
Accessories for shower tray					
Support frame, with length > 1000 mm				790100 00 0 00 0000	107
Support frame, with length ≥ 1500 mm				790105 00 0 00 0000	161
Bathtub anchors				790103 00 0 00 0000	45
Rubber profile				790126 00 0 00 0000	25
Outlet drain, horizontal outlet, white				790263 00 0 00 0000	107
Outlet drain, horizontal outlet, chrome				790263 00 0 00 1000	107
Outlet drain, vertical outlet, white				790269 00 0 00 0000	107
Outlet drain, vertical outlet, chrome				790269 00 0 00 1000	107
Support for shower tray, for # 720124				791487 00 0 00 0000	324
Support for shower tray, for # 720125				791488 00 0 00 0000	324
Support for shower tray, for # 720236				792419 00 0 00 0000	324
Support for shower tray, for # 720126				791489 00 0 00 0000	324
Support for shower tray, for # 720127				791490 00 0 00 0000	324
Support for shower tray, for # 720128				791491 00 0 00 0000	289
Support for shower tray, for # 720237				792420 00 0 00 0000	289
Support for shower tray, for # 720243				792426 00 0 00 0000	289
Noise reduction set for acrylic shower trays				791369 00 0 00 0000	194

Infobox: The noise reduction set cannot be mounted together with a polystyrene support. For further information concerning noise protection, please consider the chapter „Noise reduction sets for bath-/whirltubs and shower trays“

Starck Slimline Design by Philippe Starck

Shower tray rectangle sanitary acrylic



	A	B	C	D	E
720129	1600	700	1520	620	60
720130	1600	750	1520	670	60
720238	1600	800	1520	720	60
720131	1600	900	1520	820	60
720132	1700	750	1620	670	60
720239	1700	800	1620	720	60
720133	1700	900	1620	820	60
720240	1800	800	1720	720	65
720134	1800	900	1720	820	65

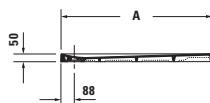
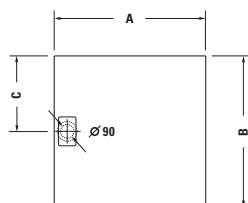
Length mm	Width mm	Depth/Height mm	Weight kg	Model-No.	Euro	
					White	- 00
Shower tray						
1600	700	60	30,5	720129 00 0 00 0000	797	
1600	750	60	31,5	720130 00 0 00 0000	802	
1600	800	60	32,0	720238 00 0 00 0000	809	
1600	900	60	30,5	720131 00 0 00 0000	813	
1700	750	60	27,0	720132 00 0 00 0000	873	
1700	800	60	28,0	720239 00 0 00 0000	877	
1700	900	60	30,0	720133 00 0 00 0000	895	
1800	800	65	34,0	720240 00 0 00 0000	909	
1800	900	65	37,0	720134 00 0 00 0000	926	
Shower tray with Antislip						
1600	700	60	30,5	720129 00 0 00 0001	962	
1600	750	60	31,5	720130 00 0 00 0001	967	
1600	800	60	32,0	720238 00 0 00 0001	974	
1600	900	60	30,5	720131 00 0 00 0001	978	
1700	750	60	27,0	720132 00 0 00 0001	1.038	
1700	800	60	28,0	720239 00 0 00 0001	1.042	
1700	900	60	30,0	720133 00 0 00 0001	1.060	
1800	800	65	34,0	720240 00 0 00 0001	1.074	
1800	900	65	37,0	720134 00 0 00 0001	1.091	
Accessories for shower tray						
Support frame, with length \geq 1500 mm				790105 00 0 00 0000	161	
Bathtub anchors				790103 00 0 00 0000	45	
Rubber profile				790126 00 0 00 0000	25	
Outlet drain, horizontal outlet, white				790263 00 0 00 0000	107	
Outlet drain, horizontal outlet, chrome				790263 00 0 00 1000	107	
Outlet drain, vertical outlet, white				790269 00 0 00 0000	107	
Outlet drain, vertical outlet, chrome				790269 00 0 00 1000	107	
Support for shower tray, for # 720129				791492 00 0 00 0000	333	
Support for shower tray, for # 720130				791493 00 0 00 0000	308	
Support for shower tray, for # 720238				792421 00 0 00 0000	308	
Support for shower tray, for # 720131				791494 00 0 00 0000	316	
Support for shower tray, for # 720132				791495 00 0 00 0000	316	
Support for shower tray, for # 720239				792422 00 0 00 0000	316	
Support for shower tray, for # 720133				791496 00 0 00 0000	308	
Support for shower tray, for # 720240				792423 00 0 00 0000	324	
Support for shower tray, for # 720134				791497 00 0 00 0000	324	
Noise reduction set for acrylic shower trays				791369 00 0 00 0000	194	

Infobox: The noise reduction set cannot be mounted together with a polystyrene support. For further information concerning noise protection, please consider the chapter „Noise reduction sets for bath-/whirltubs and shower trays“

Stonetto Design by E00S

Shower tray square

DuraSolid® Q



	A	B	C
720146	900	900	450
720167	1000	1000	500
720169	1200	1200	600

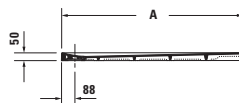
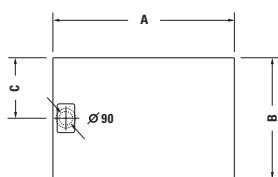
Length mm	Width mm	Depth/Height mm	Weight kg	Model-No.	Euro
					Concrete - 18 White - 38 Sand - 48 Anthracite - 68
Shower tray					
900	900	50	25,0	720146 .. 0 00 0000	996
1000	1000	50	32,0	720167 .. 0 00 0000	1.095
1200	1200	50	46,0	720169 .. 0 00 0000	1.293
Accessories for shower tray					
Support frame, for Stonetto shower trays, for shower tray 900 x 900 mm				791101 00 0 00 0000	419
Support frame, for Stonetto shower trays, for shower tray 1000 x 1000 mm				791104 00 0 00 0000	431
Support frame, for Stonetto shower trays, for shower tray 1200 x 1200 mm				791108 00 0 00 0000	489
Shower tray feet, suitable for increased installation height*				790173 00 0 00 0000	31
Rubber profile				790126 00 0 00 0000	25
Outlet drain, horizontal outlet, for installation with support frame or support**				791243 00 0 00 0000	114
Outlet drain, horizontal outlet, chrome				790263 00 0 00 1000	107
Outlet drain, vertical outlet, chrome				790269 00 0 00 1000	107
Support for shower tray, for # 720145 - 720150, # 720166 and # 720217 - 720218 Stonetto shower trays				792407 00 0 00 0000	228
Support for shower tray, for # 720169 Stonetto shower trays				792412 00 0 00 0000	233
Support for shower tray, for # 720167 - 720168 and # 720170 - 720171 Stonetto shower trays				792411 00 0 00 0000	287
Waterproofing set, for flush fitted installation				792803 00 0 00 0000	269
Noise reduction set for flush-fitted shower trays***				791372 00 0 00 0000	108

Infobox: * For support frame # 791109 - 791113 and # 791373 - 791399 (in combination with outlet drain # 791283) 2 pcs of # 790173 must be ordered / ** If DuraSolid® shower trays will be installed with support frame or support, the outlet drain # 791243 00 0 00 0000 is mandatory. If installed without support frame or support, please use outlet drains # 790263 00 0 00 1000 or # 790269 00 0 00 1000 / *** The noise reduction set # 791372 can only be used in combination with a support frame

Stonetto Design by E00S

Shower tray rectangle

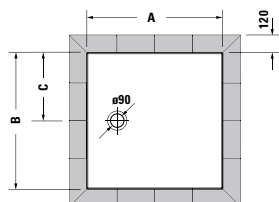
DuraSolid® Q



	A	B	C
720145	900	800	400
720147	1000	800	400
720166	1000	900	450
720148	1200	800	400
720149	1200	900	450
720168	1200	1000	500
720217	1400	800	400
720150	1400	900	450
720170	1400	1000	500
720218	1600	900	450
720171	1600	1000	500

Length mm	Width mm	Depth/Height mm	Weight kg	Model-No.	Euro	
					Concrete	- 18
					White	- 38
					Sand	- 48
					Anthracite	- 68
Shower tray						
900	800	50	24,0	720145 .. 0 00 0000	948	
1000	800	50	26,0	720147 .. 0 00 0000	1.031	
1000	900	50	29,0	720166 .. 0 00 0000	1.048	
1200	800	50	31,0	720148 .. 0 00 0000	1.091	
1200	900	50	36,0	720149 .. 0 00 0000	1.126	
1200	1000	50	37,0	720168 .. 0 00 0000	1.154	
1400	800	50	32,0	720217 .. 0 00 0000	1.190	
1400	900	50	37,0	720150 .. 0 00 0000	1.211	
1400	1000	50	45,0	720170 .. 0 00 0000	1.270	
1600	900	50	40,0	720218 .. 0 00 0000	1.410	
1600	1000	50	52,0	720171 .. 0 00 0000	1.375	
Accessories for shower tray						
Support frame, for Stonetto shower trays, for shower tray 900 x 800 mm				791100 00 0 00 0000	420	
Support frame, for Stonetto shower trays, for shower tray 1000 x 800 mm				791102 00 0 00 0000	431	
Support frame, for Stonetto shower trays, for shower tray 1000 x 900 mm				791103 00 0 00 0000	431	
Support frame, for Stonetto shower trays, for shower tray 1200 x 800 mm				791105 00 0 00 0000	452	
Support frame, for Stonetto shower trays, for shower tray 1200 x 900 mm				791106 00 0 00 0000	452	
Support frame, for Stonetto shower trays, for shower tray 1200 x 1000 mm				791107 00 0 00 0000	452	
Support frame, for Stonetto shower trays, for shower tray 1400 x 800 mm				791109 00 0 00 0000	485	
Support frame, for Stonetto shower trays, for shower tray 1400 x 900 mm				791110 00 0 00 0000	485	
Support frame, for Stonetto shower trays, for shower tray 1400 x 1000 mm				791111 00 0 00 0000	485	
Support frame, for Stonetto shower trays, for shower tray 1600 x 900 mm				791112 00 0 00 0000	505	
Support frame, for Stonetto shower trays, for shower tray 1600 x 1000 mm				791113 00 0 00 0000	505	
Shower tray feet, suitable for increased installation height*				790173 00 0 00 0000	31	
Rubber profile				790126 00 0 00 0000	25	
Outlet drain, horizontal outlet, for installation with support frame or support**				791243 00 0 00 0000	114	
Outlet drain, horizontal outlet, chrome				790263 00 0 00 1000	107	
Outlet drain, vertical outlet, chrome				790269 00 0 00 1000	107	
Support for shower tray, for # 720145 - 720150, # 720166 and # 720217 - 720218 Stonetto shower trays				792407 00 0 00 0000	228	
Support for shower tray, for # 720167 - 720168 and # 720170 - 720171 Stonetto shower trays				792411 00 0 00 0000	287	
Waterproofing set, for flush fitted installation				792803 00 0 00 0000	269	
Noise reduction set for flush-fitted shower trays***				791372 00 0 00 0000	108	
Infobox: * For support frame # 791109 - 791113 and # 791373 - 791399 (in combination with outlet drain # 791283) 2 pcs of # 790173 must be ordered / ** If DuraSolid® shower trays will be installed with support frame or support, the outlet drain # 791243 00 0 00 0000 is mandatory. If installed without support frame or support, please use outlet drains # 790263 00 0 00 1000 or # 790269 00 0 00 1000 / *** The noise reduction set # 791372 can only be used in combination with a support frame						

Tempano Design by Duravit

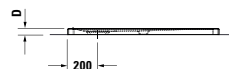
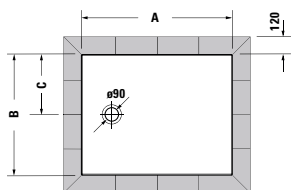
Flush Fitted Shower Tray square, with pre-mounted sealing collar
 sanitary acrylic


	A	B	C	D
720187	800	800	400	40
720188	900	900	450	40
720189	1000	1000	500	40
720190	1200	1200	600	45

Length mm	Width mm	Depth/Height mm	Weight kg	Model-No.	Euro	
					White	- 00
Flush Fitted Shower Tray						
800	800	40	20,5	720187 00 0 00 0000	558	
900	900	40	24,5	720188 00 0 00 0000	584	
1000	1000	40	30,0	720189 00 0 00 0000	626	
1200	1200	45	41,5	720190 00 0 00 0000	777	
Flush Fitted Shower Tray with Antislip						
800	800	40	20,5	720187 00 0 00 0001	723	
900	900	40	24,5	720188 00 0 00 0001	749	
1000	1000	40	30,0	720189 00 0 00 0001	791	
1200	1200	45	41,5	720190 00 0 00 0001	942	
Accessories for shower tray						
Support frame, for shower tray 800 x 800 mm				791373 00 0 00 0000	285	
Support frame, for shower tray 900 x 900 mm				791374 00 0 00 0000	292	
Support frame, for shower tray 1000 x 1000 mm				791375 00 0 00 0000	303	
Support frame, for shower tray 1200 x 1200 mm				791376 00 0 00 0000	415	
Shower tray feet, suitable for increased installation height*				790173 00 0 00 0000	31	
Outlet drain, horizontal outlet, for installation with support frame, white**				791283 00 0 00 0000	110	
Outlet drain, horizontal outlet, white				790263 00 0 00 0000	107	
Outlet drain, horizontal outlet, chrome				790263 00 0 00 1000	107	
Outlet drain, vertical outlet, white				790269 00 0 00 0000	107	
Outlet drain, vertical outlet, chrome				790269 00 0 00 1000	107	
Noise reduction set for flush-fitted shower trays***				791372 00 0 00 0000	108	
Formwork board****				792805 00 0 00 0000	95	

Infobox: * For support frame # 791109 - 791113 and # 791373 - 791399 (in combination with outlet drain # 791283) 2 pcs of # 790173 must be ordered / ** The outlet drain # 791283 can only be installed with support frames # 791373 - 791399 and Tempano shower trays / *** The noise reduction set # 791372 can only be used in combination with a support frame / **** Can only be used in combination with support frames #791373 - 791399

Tempano Design by Duravit

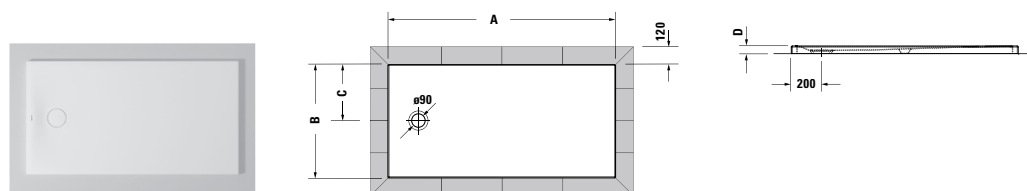
Flush Fitted Shower Tray rectangle, with pre-mounted sealing collar
 sanitary acrylic


	A	B	C	D
720191	900	750	375	40
720192	900	800	400	40
720193	1000	700	350	40
720194	1000	800	400	40
720195	1000	900	450	40
720196	1200	700	350	45
720197	1200	800	400	45
720198	1200	900	450	45
720199	1200	1000	500	45

Length mm	Width mm	Depth/Height mm	Weight kg	Model-No.	Euro
					White - 00
Flush Fitted Shower Tray					
900	750	40	21,0	720191 00 0 00 0000	561
900	800	40	22,5	720192 00 0 00 0000	572
1000	700	40	22,0	720193 00 0 00 0000	565
1000	800	40	24,5	720194 00 0 00 0000	584
1000	900	40	26,5	720195 00 0 00 0000	608
1200	700	45	26,5	720196 00 0 00 0000	608
1200	800	45	31,5	720197 00 0 00 0000	637
1200	900	45	33,5	720198 00 0 00 0000	652
1200	1000	45	35,5	720199 00 0 00 0000	678
Flush Fitted Shower Tray with Antislip					
900	750	40	21,0	720191 00 0 00 0001	726
900	800	40	22,5	720192 00 0 00 0001	737
1000	700	40	22,0	720193 00 0 00 0001	730
1000	800	40	24,5	720194 00 0 00 0001	749
1000	900	40	26,5	720195 00 0 00 0001	773
1200	700	45	26,5	720196 00 0 00 0001	773
1200	800	45	31,5	720197 00 0 00 0001	802
1200	900	45	33,5	720198 00 0 00 0001	817
1200	1000	45	35,5	720199 00 0 00 0001	843
Accessories for shower tray					
Support frame, for shower tray 900 x 750 mm				791377 00 0 00 0000	287
Support frame, for shower tray 900 x 800 mm				791378 00 0 00 0000	290
Support frame, for shower tray 1000 x 700 mm				791379 00 0 00 0000	288
Support frame, for shower tray 1000 x 800 mm				791380 00 0 00 0000	292
Support frame, for shower tray 1000 x 900 mm				791381 00 0 00 0000	295
Support frame, for shower tray 1200 x 700 mm				791382 00 0 00 0000	314
Support frame, for shower tray 1200 x 800 mm				791383 00 0 00 0000	319
Support frame, for shower tray 1200 x 900 mm				791384 00 0 00 0000	321
Support frame, for shower tray 1200 x 1000 mm				791385 00 0 00 0000	326
Shower tray feet, suitable for increased installation height*				790173 00 0 00 0000	31
Outlet drain, horizontal outlet, for installation with support frame, white**				791283 00 0 00 0000	110
Outlet drain, horizontal outlet, white				790263 00 0 00 0000	107
Outlet drain, horizontal outlet, chrome				790263 00 0 00 1000	107
Outlet drain, vertical outlet, white				790269 00 0 00 0000	107
Outlet drain, vertical outlet, chrome				790269 00 0 00 1000	107
Noise reduction set for flush-fitted shower trays***				791372 00 0 00 0000	108
Formwork board****				792805 00 0 00 0000	95

Infobox: * For support frame # 791109 - 791113 and # 791373 - 791399 (in combination with outlet drain # 791283) 2 pcs of # 790173 must be ordered / ** The outlet drain # 791283 can only be installed with support frames # 791373 - 791399 and Tempano shower trays / *** The noise reduction set # 791372 can only be used in combination with a support frame / **** Can only be used in combination with support frames #791373 - 791399

Tempano Design by Duravit

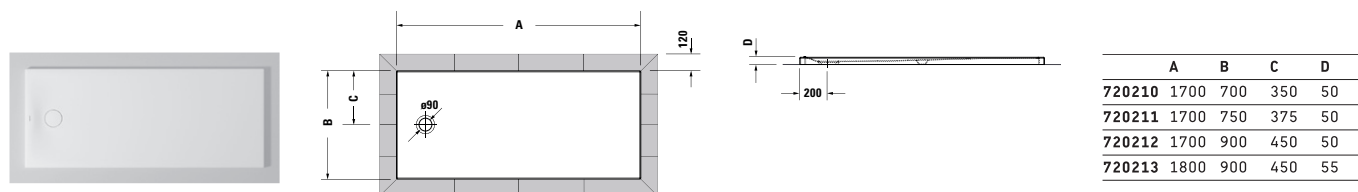
Flush Fitted Shower Tray rectangle, with pre-mounted sealing collar
 sanitary acrylic


	A	B	C	D
720200	1400	750	375	45
720201	1400	800	400	45
720202	1400	900	450	45
720203	1400	1000	500	45
720204	1500	750	375	50
720205	1500	800	400	50
720206	1600	750	375	50
720207	1600	800	400	50
720208	1600	900	450	50
720209	1600	1000	500	50

Length mm	Width mm	Depth/Height mm	Weight kg	Model-No.	Euro	
					White	- 00
Flush Fitted Shower Tray						
1400	750	45	32,0	720200 00 0 00 0000	673	
1400	800	45	34,0	720201 00 0 00 0000	682	
1400	900	45	36,0	720202 00 0 00 0000	705	
1400	1000	45	39,5	720203 00 0 00 0000	741	
1500	750	50	33,5	720204 00 0 00 0000	688	
1500	800	50	35,0	720205 00 0 00 0000	712	
1600	750	50	35,0	720206 00 0 00 0000	718	
1600	800	50	36,5	720207 00 0 00 0000	728	
1600	900	50	40,5	720208 00 0 00 0000	759	
1600	1000	50	44,0	720209 00 0 00 0000	786	
Flush Fitted Shower Tray with Antislip						
1400	750	45	32,0	720200 00 0 00 0001	838	
1400	800	45	34,0	720201 00 0 00 0001	847	
1400	900	45	36,0	720202 00 0 00 0001	870	
1400	1000	45	39,5	720203 00 0 00 0001	906	
1500	750	50	33,5	720204 00 0 00 0001	853	
1500	800	50	35,0	720205 00 0 00 0001	877	
1600	750	50	35,0	720206 00 0 00 0001	883	
1600	800	50	36,5	720207 00 0 00 0001	893	
1600	900	50	40,5	720208 00 0 00 0001	924	
1600	1000	50	44,0	720209 00 0 00 0001	951	
Accessories for shower tray						
Support frame, for shower tray 1400 x 750 mm				791386 00 0 00 0000	345	
Support frame, for shower tray 1400 x 800 mm				791387 00 0 00 0000	348	
Support frame, for shower tray 1400 x 900 mm				791388 00 0 00 0000	350	
Support frame, for shower tray 1400 x 1000 mm				791389 00 0 00 0000	355	
Support frame, for shower tray 1500 x 750 mm				791390 00 0 00 0000	367	
Support frame, for shower tray 1500 x 800 mm				791391 00 0 00 0000	370	
Support frame, for shower tray 1600 x 750 mm				791392 00 0 00 0000	370	
Support frame, for shower tray 1600 x 800 mm				791393 00 0 00 0000	373	
Support frame, for shower tray 1600 x 900 mm				791394 00 0 00 0000	375	
Support frame, for shower tray 1600 x 1000 mm				791395 00 0 00 0000	380	
Shower tray feet, suitable for increased installation height*				790173 00 0 00 0000	31	
Outlet drain, horizontal outlet, for installation with support frame, white**				791283 00 0 00 0000	110	
Outlet drain, horizontal outlet, white				790263 00 0 00 0000	107	
Outlet drain, horizontal outlet, chrome				790263 00 0 00 1000	107	
Outlet drain, vertical outlet, white				790269 00 0 00 0000	107	
Outlet drain, vertical outlet, chrome				790269 00 0 00 1000	107	
Noise reduction set for flush-fitted shower trays***				791372 00 0 00 0000	108	
Formwork board****				792805 00 0 00 0000	95	

Infobox: * For support frame # 791109 - 791113 and # 791373 - 791399 (in combination with outlet drain # 791283) 2 pcs of # 790173 must be ordered / ** The outlet drain # 791283 can only be installed with support frames # 791373 - 791399 and Tempano shower trays / *** The noise reduction set # 791372 can only be used in combination with a support frame / **** Can only be used in combination with support frames #791373 - 791399

Tempano Design by Duravit

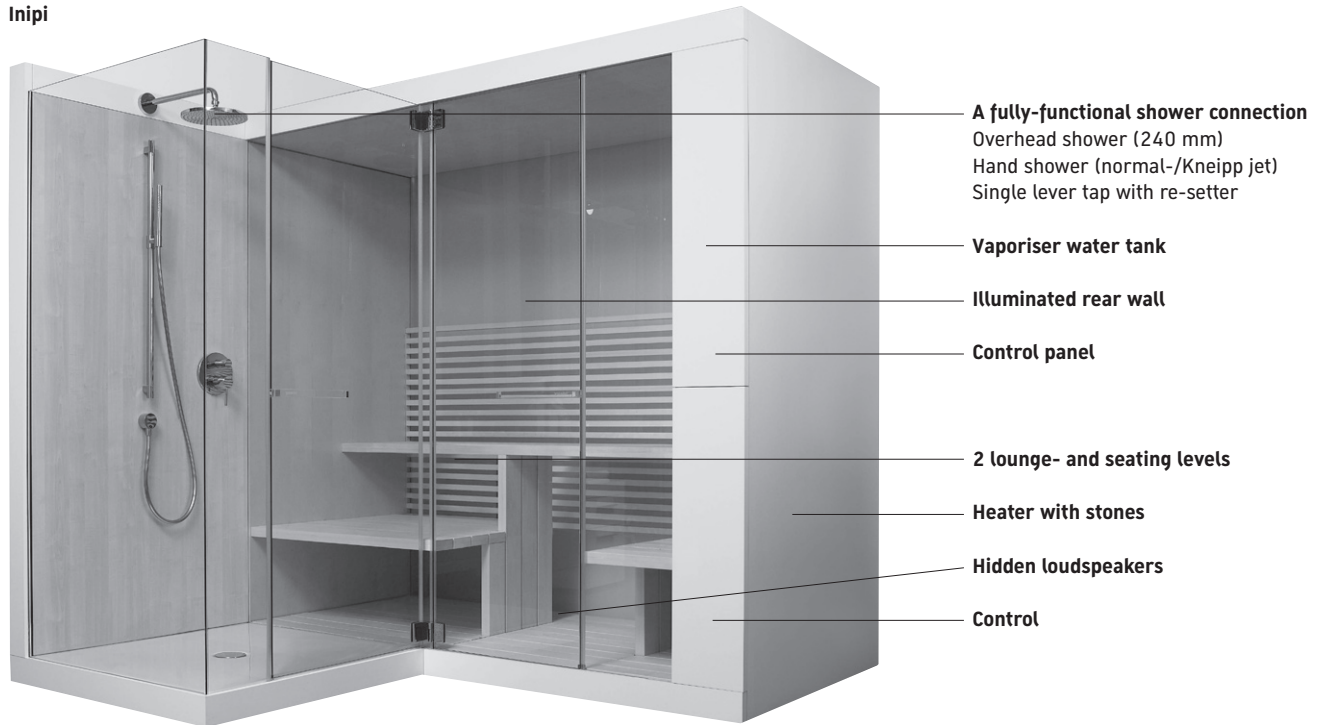
Flush Fitted Shower Tray rectangle, with pre-mounted sealing collar
 sanitary acrylic


Length mm	Width mm	Depth/Height mm	Weight kg	Model-No.	Euro
					White - 00
Flush Fitted Shower Tray					
1700	700	50	35,5	720210 00 0 00 0000	697
1700	750	50	37,5	720211 00 0 00 0000	730
1700	900	50	45,5	720212 00 0 00 0000	777
1800	900	55	50,5	720213 00 0 00 0000	819
Flush Fitted Shower Tray with Antislip					
1700	700	50	35,5	720210 00 0 00 0001	862
1700	750	50	37,5	720211 00 0 00 0001	895
1700	900	50	45,5	720212 00 0 00 0001	942
1800	900	55	50,5	720213 00 0 00 0001	984
Accessories for shower tray					
Support frame, for shower tray 1700 x 700 mm				791396 00 0 00 0000	388
Support frame, for shower tray 1700 x 750 mm				791397 00 0 00 0000	390
Support frame, for shower tray 1700 x 900 mm				791398 00 0 00 0000	395
Support frame, for shower tray 1800 x 900 mm				791399 00 0 00 0000	405
Shower tray feet, suitable for increased installation height*				790173 00 0 00 0000	31
Outlet drain, horizontal outlet, for installation with support frame, white**				791283 00 0 00 0000	110
Outlet drain, horizontal outlet, white				790263 00 0 00 0000	107
Outlet drain, horizontal outlet, chrome				790263 00 0 00 1000	107
Outlet drain, vertical outlet, white				790269 00 0 00 0000	107
Outlet drain, vertical outlet, chrome				790269 00 0 00 1000	107
Noise reduction set for flush-fitted shower trays***				791372 00 0 00 0000	108
Formwork board****				792805 00 0 00 0000	95

Infobox: * For support frame # 791109 - 791113 and # 791373 - 791399 (in combination with outlet drain # 791283) 2 pcs of # 790173 must be ordered / ** The outlet drain # 791283 can only be installed with support frames # 791373 - 791399 and Tempano shower trays / *** The noise reduction set # 791372 can only be used in combination with a support frame / **** Can only be used in combination with support frames #791373 - 791399

Sauna Product Information

Inipi



All Inipi models have the following standard equipment:

- heater with ceramic stones 6 kW
- control panel with 2" display, hidden behind a panel
- remote control in stone optics and haptics with backlit keys and large 2" display, charging unit (contact-free charging)
- individual temperature- and air humidity settings and programmes
- illuminated rear wall
- direct selection of coloured light programmes and permanent colours
- sound module with radio, sound settings and AUX connection
- direct selection of predefined scenarios (mix of soundscapes, coloured lights, temperature and air humidity)
- vapourisation at the touch of a button
- removable water tank for vaporisation
- 2 Inipi headrests, aspen wood (not for # 7509** and 7510**)
- lower seat element, aspen wood

The following Hansgrohe taps are included in the delivery of models with shower connection:

- overhead shower Raindance Air (240 mm)
- Starck hand shower (normal-/Kneipp jet)
- Starck shower bar with shower hose
- Starck single lever with re-setter

Accessories (optional)

- platform for Inipi Ama with shower connection front
- surcharge for sauna roof in furniture surface

Versions

All Inipi models are available as both back-to-wall and corner versions as well as freestanding version complete with a rear wall. The exterior casing can be made in White High Gloss or American Walnut.

Power supply

380-415V 50/60Hz

Water-tightness (Inipi Ama)

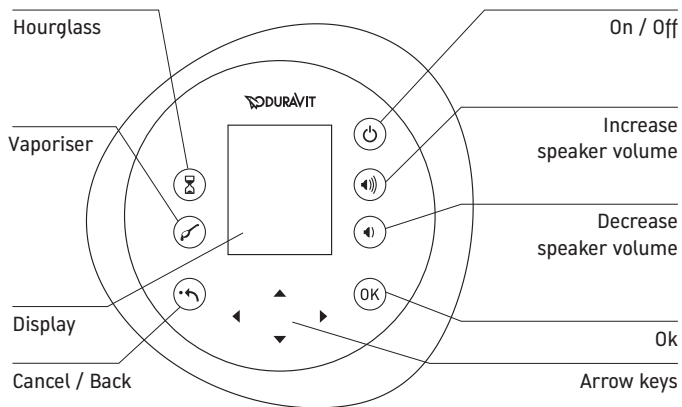
The design of frameless shower partitions does not guarantee a hermetic seal. Splashes of water that occur while taking a shower are kept off. As with any other frameless shower partition, it is impossible to prevent some water from splashing out because a water barrier such as a hermetically sealed profile frame is not desirable for exclusive shiny glass products due to the shape and design.

Doors that can be opened outwards can cause water drops.

** Please add the furniture colour code at the 5th and 6th digit code when ordering / Furniture Surfaces see end of pricelist

Sauna Product Information

Inipi



Remote control with display

The simple and logical menu navigation system on the remote control shaped like a stone can be used to select and control all sauna functions. The remote control can be charged contact-free by placing it on the charging unit.

Control panel with display

The control panel, integrated into the side wall, is hidden behind a panel. All sauna functions available on the remote control can also be selected and started using the control panel.

Heater with stones

The heater with ceramic stones is hidden in the side wall. The timer allows you to restart the heater automatically within the next 24 hours.

Vaporisation

When triggering the vaporisation by selecting the correct key on the remote control or the control panel water flows on the ceramic stones of the heater.

Coloured light

A coloured light is integrated into the sauna as standard. This is made up of LED elements that illuminate the entire rear wall of the sauna from below. You may choose between single colours or colour programmes and vary the intensity of the colours.

Sound

The sauna is fitted with a sound system that you can use, either during a sauna or at other times, to listen to the soundscape, the radio or your favourite music. You can pre-tune three radio stations and search either the FM or AM bands. Via the AUX connection you can connect your music players (iPhone, mp3-player, HiFi system) and listen to your favourite music. The loudspeakers are hidden in the floor of the sauna.

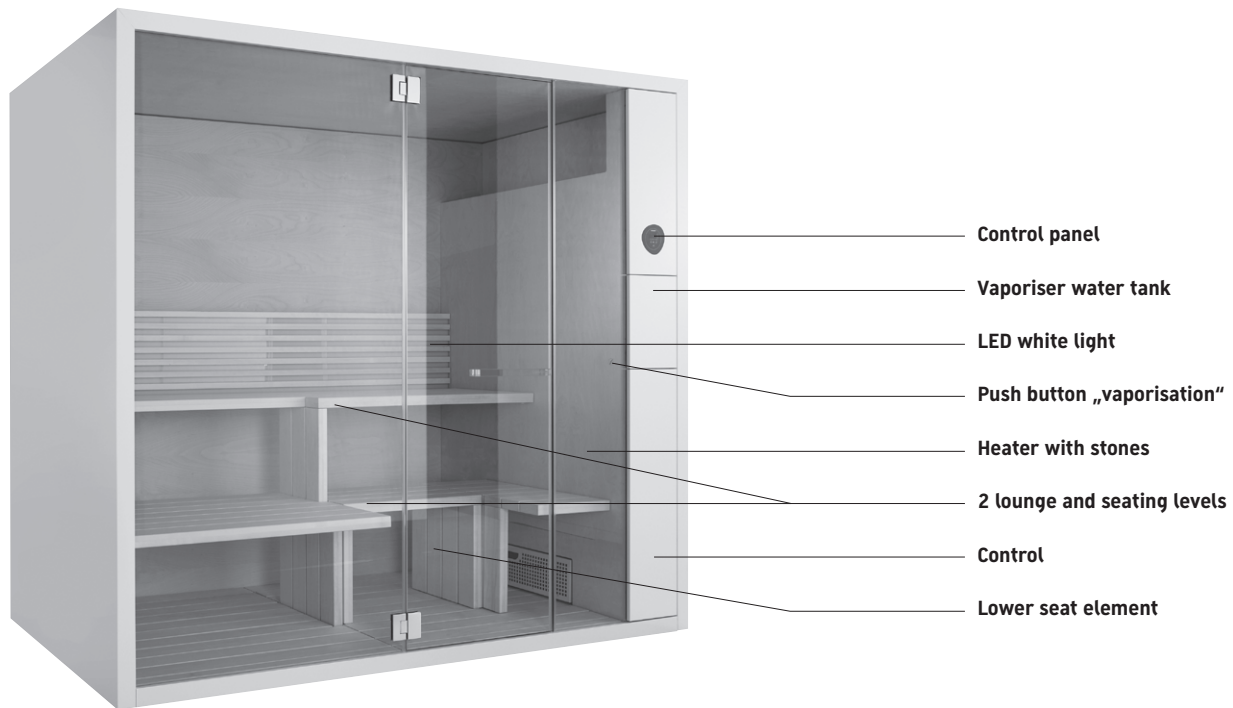
Scenarios

Five preprogrammed scenarios (Desert, Jungle, Asia, Mediterranean, Indian), based on the earth's different temperature zones, provide a healthy diversity for sauna bathing. Temperature, relative humidity, coloured lights and music are all perfectly tuned to each other and invite you to try.

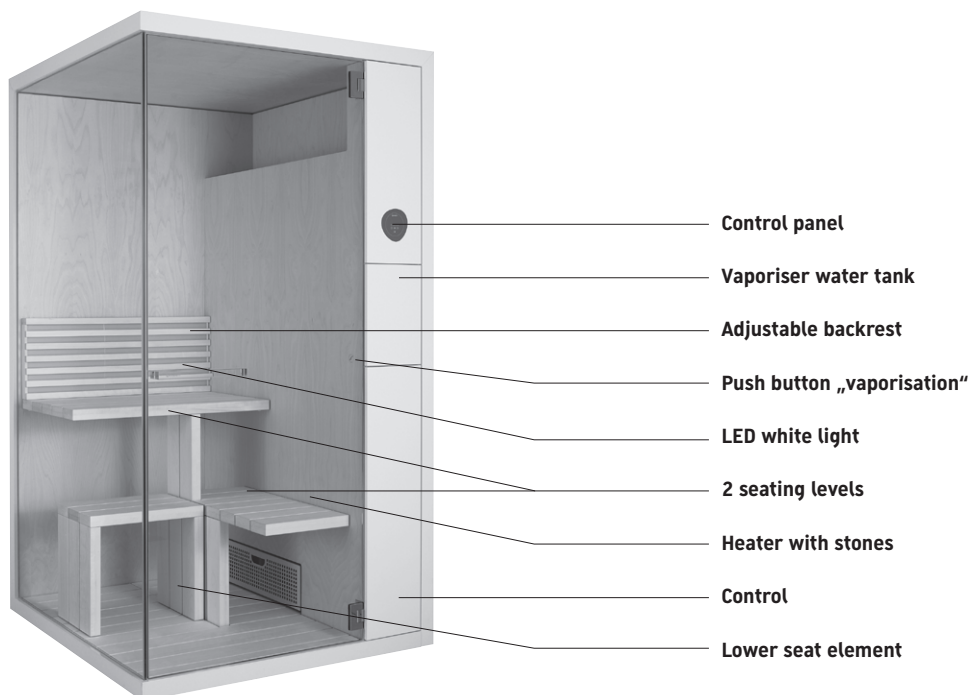
Sauna Product Information

Inipi B

2365 x 1170 x 2130 mm # 751122 / 2365 x 1186 x 2130 mm # 751222

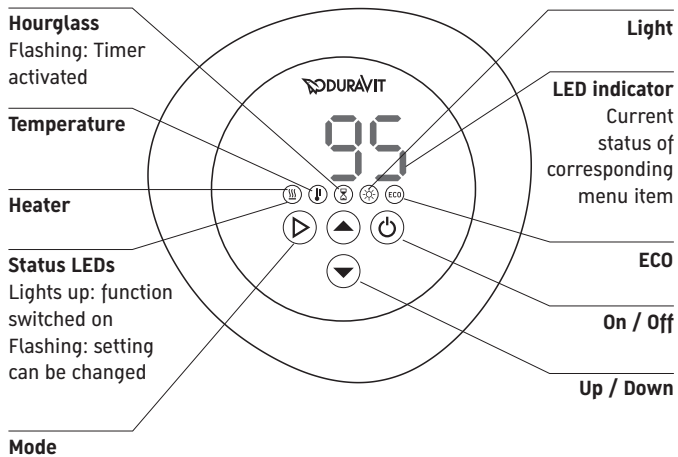


Inipi B Super Compact 1175 x 1170 x 2130 mm # 751322 / # 751422



Sauna Product Information

Inipi B



Hourglass

Flashing: Timer activated

Temperature

Heater

Status LEDs

Lights up: function switched on
Flashing: setting can be changed

Mode

Light

LED indicator

Current status of corresponding menu item

ECO

On / Off

Up / Down

Control panel

The control panel in "stone" optics is integrated in the side wall outside. The control panel may be used to select and start all functions except the vaporisation.

Heater with stones

The heater with stones is hidden in the side wall. The timer allows you to start the heater automatically within the next 24 hours. During the cooling down and relaxing phases an ECO mode for the heater can be selected to save heat energy.

Vaporisation

Vaporisation is triggered by pressing the push button „vaporisation“ inside the side wall. The intensity of the vaporisation depends on the time the push button is pressed.

LED white light

Inipi B has a LED white light as standard. The LED elements illuminate the backrest of the upper seating level.

Inipi B sauna models have the following standard equipment:

- Heater with stones 6kW (# 751122 and # 751222 or 3,6kW (# 751322 and # 751422)
- Backrest illuminated with LED white light, backrest of # 751322 and # 751422 adjustable
- Control panel outside
- Vaporisation by push button inside
- Removable vaporiser water tank behind furniture cover outside
- Headrest, aspen wood (not for # 751322 and # 751422)
- Lower seat element, aspen wood



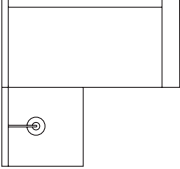


Power supply

751122 / # 751222 380-415V 50/60Hz
751322 / # 751422 220-240V 50/60Hz

Sauna Product Information

	Inipi	Inipi B	Inipi B Super Compact
Material of interior			
Seating made of aspen	●	●	●
Side walls and ceiling made of birch	●	●	●
Rear wall made of birch	-	●	●
Rear wall made of glass	●	-	-
Floor grid made of aspen	●	●	●
Functions			
Individual setting of temperature	●	●	●
Individual setting of air humidity	●	-	-
Vaporisation by button on the inner face of the side wall	-	●	●
Vaporisation by button on remote control or control panel	●	-	-
White light	●	●	●
Coloured light with programmes and individual setting of colours	●	-	-
Sound module with radio, soundscapes and AUX-In connection	●	-	-
Comfort			
Remote control	●	-	-
Timer	●	●	●
ECO function	-	●	●
Hourglass	●	●	●
Removable vaporizer water tank	●	●	●
Adjustable backrest	-	-	●
Specifications			
Rated voltage	380 - 415 V	380 - 415 V	220 - 240 V
Frequency	50/60 Hz	50/60 Hz	50/60 Hz
Max. rated power	6,6 kW	6,6 kW	4,1 kW
Rated power of heater	6 kW	6 kW	3,6 kW
Protection class	IP X5	IP X4	IP X4
Operating temperature	15 - 40°C	15 - 40°C	15 - 40°C

Inipi Design by E00S

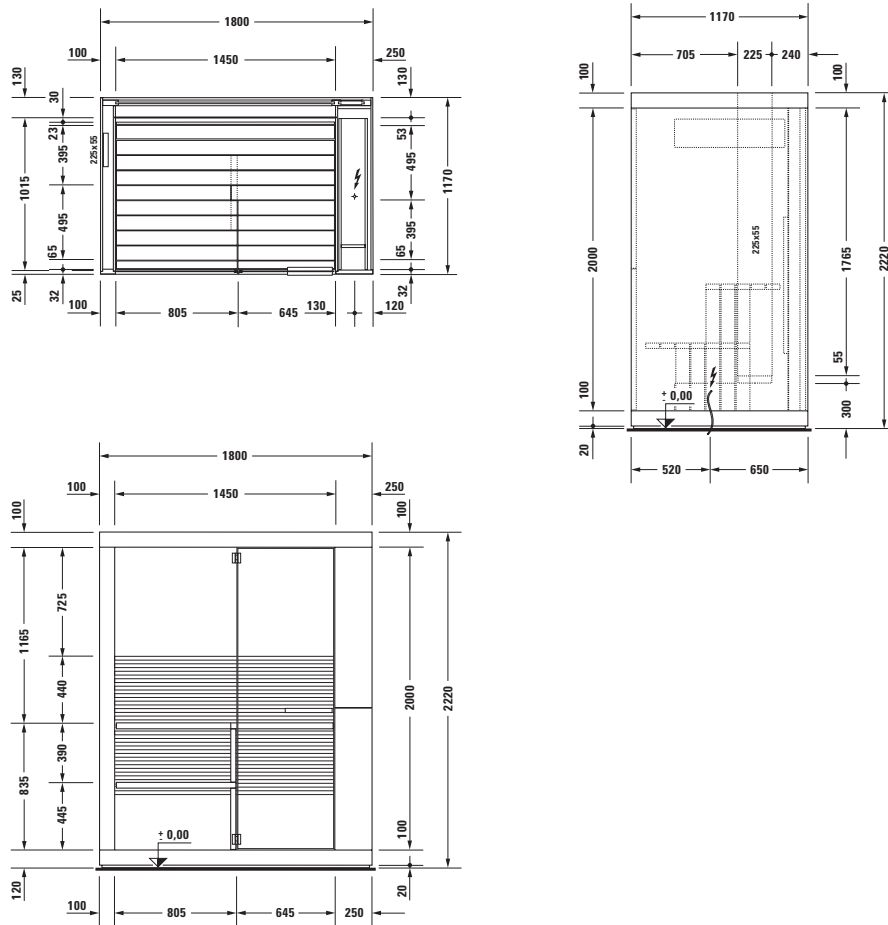
		Back-to-wall and corner version	Freestanding version
	without shower	# 7509	# 7510
	without shower	# 7501	# 7502
	with shower connection front	# 7503	# 7504
	with shower connection left	# 7505	# 7506
	with shower connection right	# 7507	# 7508

Inipi Design by E00S

Product Information

Sauna Platform Sauna roof	Decor Pricegroup 2	22 White High Gloss	Basic material: Compressed three-ply chipboard, with laminate (HPL) pressed on both sides. Edge material: ABS-Edge material.
	Real wood veneer Pricegroup 3	13 American Walnut	Basic material: Compressed three-ply chipboard, with real wood veneer pressed on both sides. Edge material: Trim in real wood veneer. Real wood veneer is a natural material, differences in colour and structure may occur.

Inipi Sauna

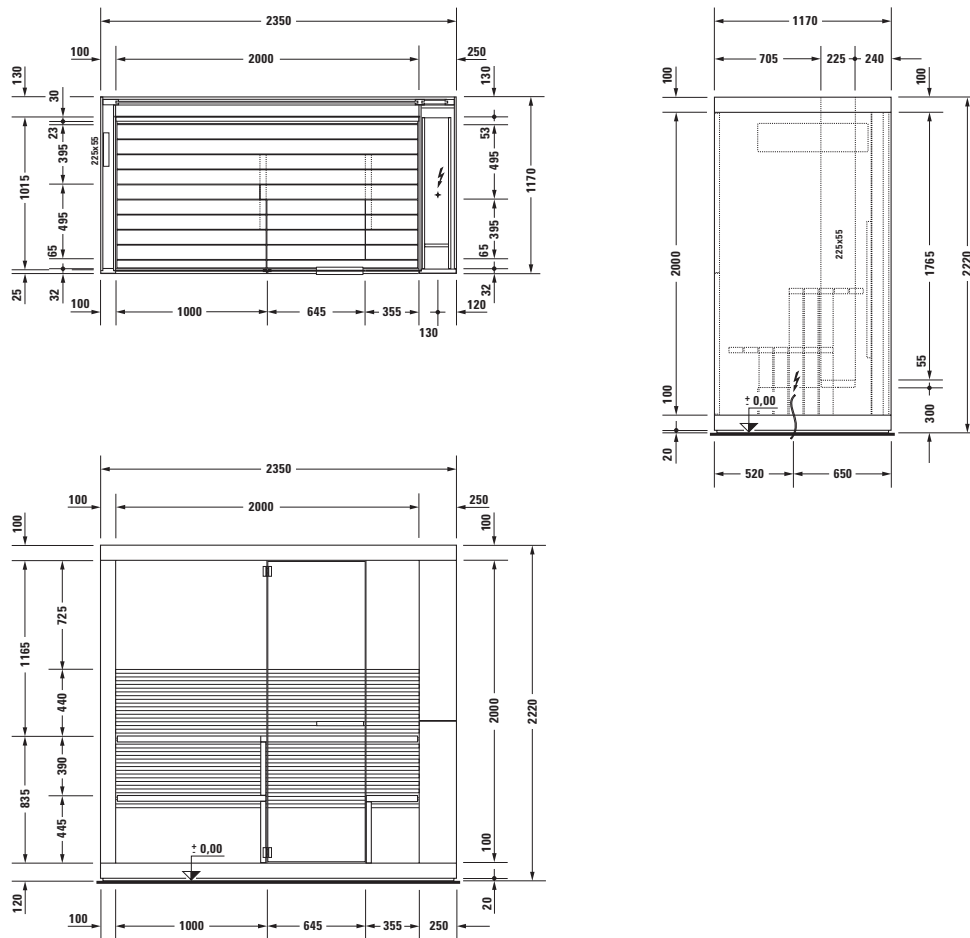


Freestanding version # 7510** Width + 16 mm

Length mm	Width mm	Height mm	Weight kg	Model-No.	Euro Pricegroup 1	Euro Pricegroup 2	Euro Pricegroup 3
Inipi Sauna							
1800	1170	2220	700,0				
Inipi Sauna							
back-to-wall and corner version				7509* * 00 2 01 1000		32.459	33.227
freestanding version				7510* * 00 2 01 1000		33.541	34.589
Accessories for Sauna							
Surcharge, for sauna roof, in furniture surface				7922* * 00 0 00 0000		808	1.002
Infobox: Power supply 380-415V 50/60Hz / Please add the furniture colour code at the 5th and 6th digit code when ordering							

Inipi Design by E00S

Inipi Sauna



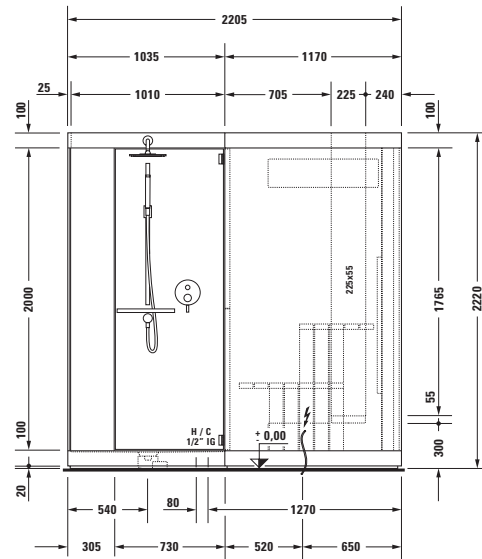
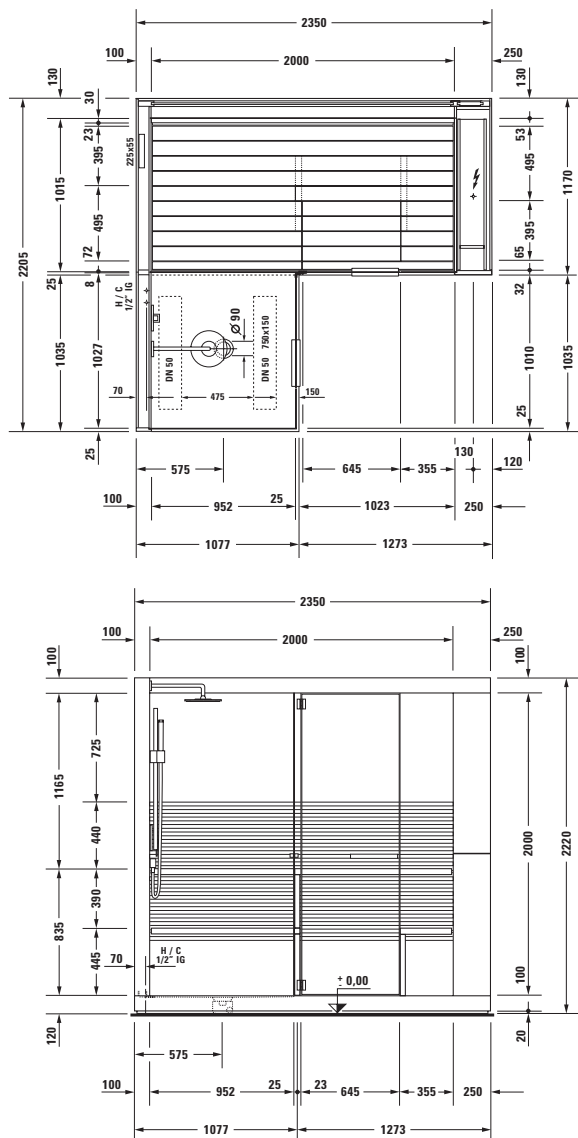
Freestanding version # 7502** Width + 16 mm

Length mm	Width mm	Height mm	Weight kg	Model-No.	Euro		
					Pricegroup 1	Pricegroup 2	Pricegroup 3
Inipi Sauna							
2350	1170	2220	800,0				
Inipi Sauna							
back-to-wall and corner version				7501* * 00 2 01 1000		35.323	36.115
freestanding version				7502* * 00 2 01 1000		36.683	37.848
Accessories for Sauna							
Surcharge, for sauna roof, in furniture surface				7921* * 00 0 00 0000		895	1.111

Infobox: Power supply 380-415V 50/60Hz / Please add the furniture colour code at the 5th and 6th digit code when ordering

Inipi Design by E00S

Inipi Ama Sauna, with shower connection front



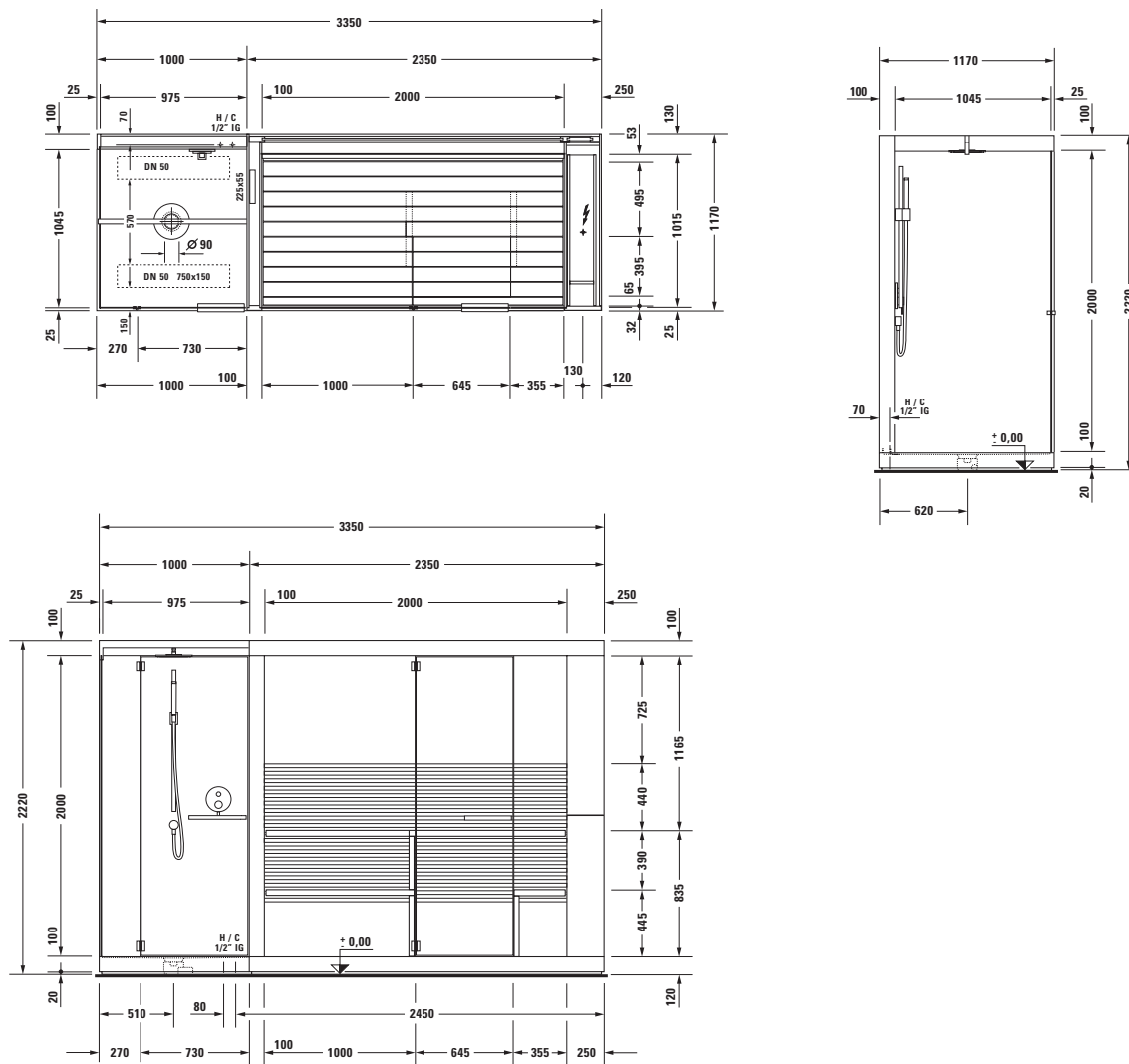
Freestanding version # 7504** Width + 16 mm

Length mm	Width mm	Height mm	Weight kg	Model-No.	Euro		
					Pricegroup 1	Pricegroup 2	Pricegroup 3
Inipi Ama Sauna							
2350	2205	2220	950,0				
Inipi Ama Sauna							
back-to-wall and corner version				7503* * 00 2 01 1000		46.039	46.977
freestanding version				7504* * 00 2 01 1000		47.394	48.710
Inipi Ama Sauna, with Antislip							
back-to-wall and corner version				7503* * 00 2 01 1001		46.204	47.142
freestanding version				7504* * 00 2 01 1001		47.559	48.875
Accessories for Sauna							
Surcharge, for sauna roof, in furniture surface				7921* * 00 0 00 0000		895	1.111
Platform for shower connection front				7915* * 00 0 00 0000		1.995	1.995

Infobox: Power supply 380-415V 50/60Hz / Please add the furniture colour code at the 5th and 6th digit code when ordering

Inipi Design by E00S

Inipi Ama Sauna, with shower connection left



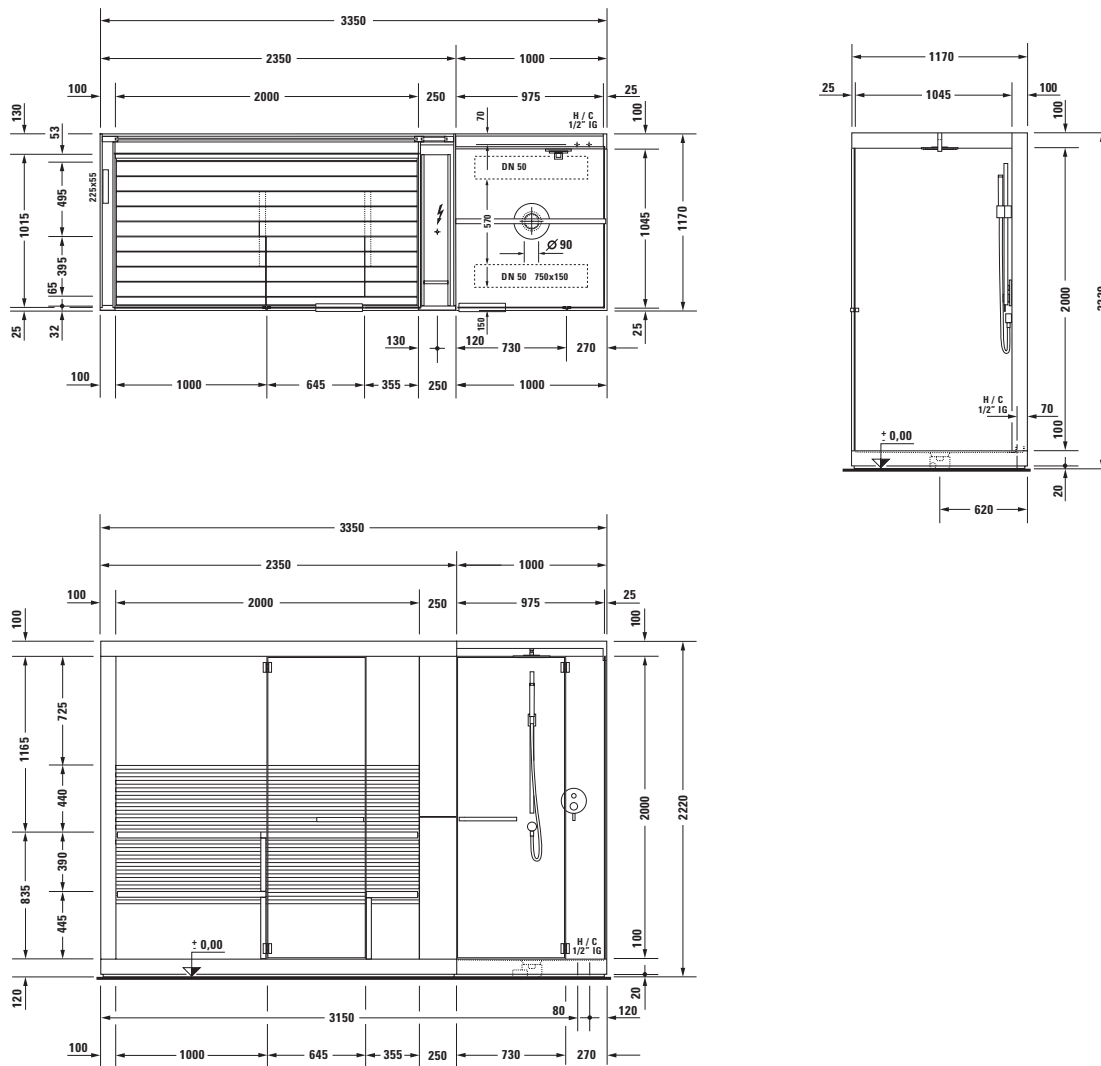
Freestanding version # 7506** Width + 16 mm

Length mm	Width mm	Height mm	Weight kg	Model-No.	Euro Pricegroup 1	Euro Pricegroup 2	Euro Pricegroup 3
Inipi Ama Sauna							
3350	1170	2220	950,0				
Inipi Ama Sauna							
back-to-wall and corner version				7505* * 00 2 01 1000		47.037	47.894
freestanding version				7506* * 00 2 01 1000		48.838	50.156
Inipi Ama Sauna, with Antislip							
back-to-wall and corner version				7505* * 00 2 01 1001		47.202	48.059
freestanding version				7506* * 00 2 01 1001		49.003	50.321
Accessories for Sauna							
Surcharge, for sauna roof, in furniture surface				7921* * 00 0 00 0000		895	1.111

Infobox: Power supply 380-415V 50/60Hz / Please add the furniture colour code at the 5th and 6th digit code when ordering

Inipi Design by E00S

Inipi Ama Sauna, with shower connection right

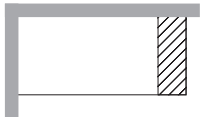
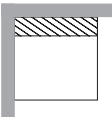

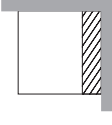

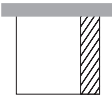



Freestanding version # 7508** Width + 16 mm

Length mm	Width mm	Height mm	Weight kg	Model-No.	Euro		
					Pricegroup 1	Pricegroup 2	Pricegroup 3
Inipi Ama Sauna							
3350	1170	2220	950,0				
Inipi Ama Sauna							
back-to-wall and corner version				7507* * 00 2 01 1000		47.037	47.894
freestanding version				7508* * 00 2 01 1000		48.838	50.156
Inipi Ama Sauna, with Antislip							
back-to-wall and corner version				7507* * 00 2 01 1001		47.202	48.059
freestanding version				7508* * 00 2 01 1001		49.003	50.321
Accessories for Sauna							
Surcharge, for sauna roof, in furniture surface				7921* * 00 0 00 0000		895	1.111

Infobox: Power supply 380-415V 50/60Hz / Please add the furniture colour code at the 5th and 6th digit code when ordering

Inipi B Design by E00S

Available models	2365 x 1170 x 2130 mm	1175 x 1170 x 2130 mm
Corner left	 # 7511	 # 7513
Corner right	 # 7511	 # 7513
Back-to-wall	 # 7511	 # 7514
Freestanding	 # 7512*	

* Width + 16 mm

Inipi B Design by E00S

Product Information

Sauna

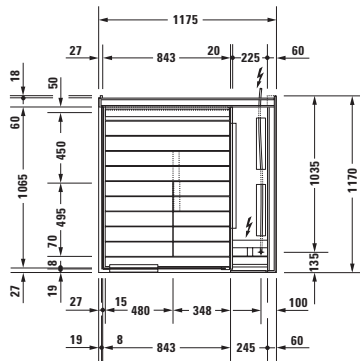
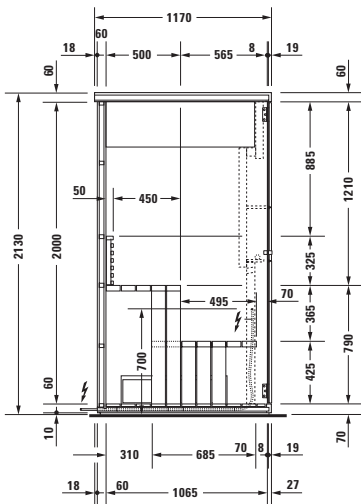
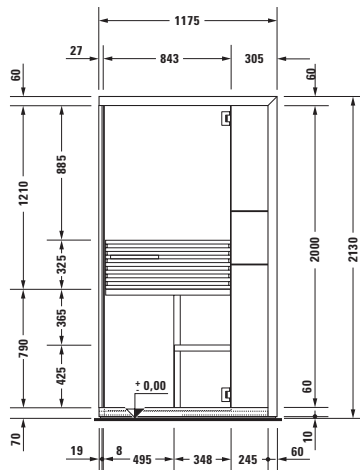
Decor
Pricegroup 2

22 White High Gloss

Basic material: High-compressed three-ply chipboard, directly coated with melamine resin decor on both sides.
Edge material: ABS-Edge material.

Inipi B Design by E00S

Inipi B Super Compact Sauna

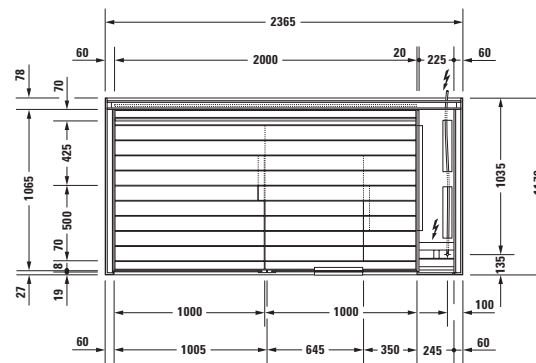
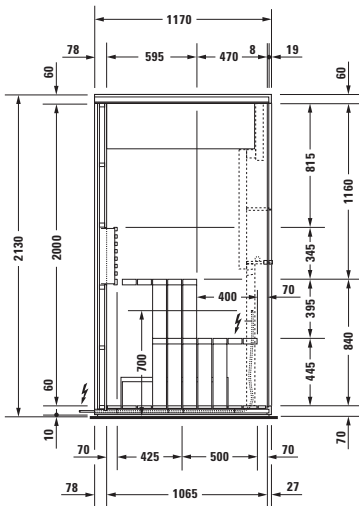
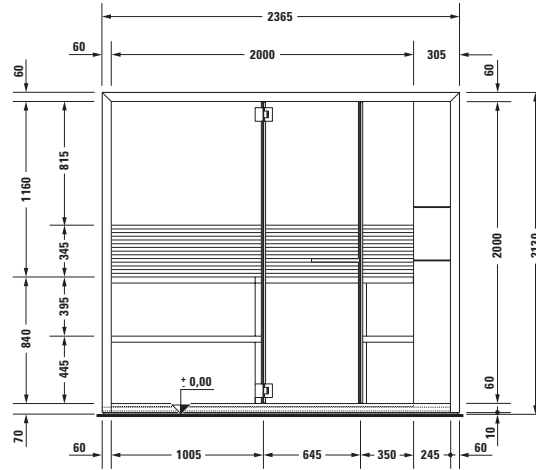


Length mm	Width mm	Height mm	Weight kg	Model-No.	Euro Pricegroup 1	Euro Pricegroup 2	Euro Pricegroup 3
1175	1170	2130	350,0				
Inipi B Super Compact Sauna							
				751322 00 1 00 1000		11.724	
				751422 00 1 00 1000		12.206	

Infobox: Power supply 220-240V 50/60Hz

Inipi B Design by E00S

Inipi B Sauna








for freestanding version # 7512** width + 16 mm






Length mm	Width mm	Height mm	Weight kg	Model-No.	Euro		
					Pricegroup 1	Pricegroup 2	Pricegroup 3
Inipi B Sauna 2365	1170	2130	570,0				
Inipi B Sauna corner and back-to-wall				751122 00 1 01 1000		18.807	
freestanding				751222 00 1 01 1000		19.733	

Infobox: Power supply 380-415V 50/60Hz





Equipment bathtubs + wellbeing

Description	Model-No.	Euro
	<p>Surcharge* for waste and overflow Quadroval, with water inlet, chrome, for whirltubs with Air-System, with flexible hose, length of bowden cable 850 mm outlet diameter 52 mm</p>	<p>791252 00 0 00 1000 356</p>
<p>Infobox: * pipe interrupt or faucet with safety against backflow according to DIN EN 1717 necessary, connection hose # 790188 is recommended</p>		
	<p>Surcharge** for waste and overflow Quadroval, with base inlet, chrome, for whirltubs with Air-System, with flexible hose, length of bowden cable 725 mm outlet diameter 52 mm</p>	<p>791270 00 0 00 1000 513</p>
<p>Infobox: ** pipe interrupt mandatory, connection hose # 790166 is recommended</p>		
	<p>Surcharge* for waste and overflow Quadroval, with water inlet, chrome, for whirltubs with Air-System, outlet diameter 52 mm length of bowden cable 530 mm length of bowden cable 850 mm</p>	<p>792221 00 0 00 1000 252 791274 00 0 00 1000 280</p>
<p>Infobox: * pipe interrupt or faucet with safety against backflow according to DIN EN 1717 necessary, connection hose # 790188 is recommended</p>		
	<p>Surcharge** for waste and overflow Quadroval, with base inlet, chrome, for whirltubs with Air-System, with flexible hose, length of bowden cable 725 mm outlet diameter 52 mm</p>	<p>791275 00 0 00 1000 513</p>
<p>Infobox: ** pipe interrupt mandatory, connection hose # 790166 is recommended</p>		
	<p>Surcharge* for waste and overflow Quadroval, with water inlet, chrome, for whirltubs, outlet diameter 52 mm length of bowden cable 550 mm length of bowden cable 1100 mm</p>	<p>791205 00 0 00 1000 280 791207 00 0 00 1000 298</p>
<p>Infobox: * pipe interrupt or faucet with safety against backflow according to DIN EN 1717 necessary, connection hose # 790159 is recommended</p>		







Equipment bathtubs + wellbeing

	Description	Model-No.	Euro
	<p>Surcharge* for waste and overflow Quadroval, with water inlet, long version, for whirltubs, outlet diameter 52 mm, bowden cable 750 mm white chrome</p>	<p>791206 00 0 00 0000 791206 00 0 00 1000</p>	<p>280 280</p>
<p>Infobox: * pipe interrupt or faucet with safety against backflow according to DIN EN 1717 necessary, connection hose # 790159 is recommended</p>			
	<p>Surcharge* for waste and overflow Quadroval, with water inlet, chrome, for whirltubs with slim bathtub rim, with flexible hose, outlet diameter 52 mm length of bowden cable 960 mm</p>	<p>791251 00 0 00 1000</p>	<p>287</p>
<p>Infobox: * pipe interrupt or faucet with safety against backflow according to DIN EN 1717 necessary, connection hose # 790166 is included in delivery</p>			
	<p>Surcharge* for waste and overflow Quadroval, with water inlet, chrome, for Blue Moon whirltubs 1400 x 1400 mm outlet diameter 52 mm</p>	<p>791257 00 0 00 1000</p>	<p>302</p>
<p>Infobox: * pipe interrupt or faucet with safety against backflow according to DIN EN 1717 necessary, connection hose # 790159 is recommended</p>			
	<p>Surcharge** for waste and overflow Quadroval, with base inlet, chrome, outlet diameter 52 mm, length of bowden cable 940 mm for whirltubs for whirltubs with slim bathtub rim</p>	<p>791227 00 0 00 1000 791229 00 0 00 1000</p>	<p>513 540</p>
<p>Infobox: ** pipe interrupt mandatory, connection hose # 790166 is recommended</p>			
	<p>Surcharge** for waste and overflow Quadroval, with base inlet, chrome, for whirltubs, long version, outlet diameter 52 mm length of bowden cable 940 mm</p>	<p>791231 00 0 00 1000</p>	<p>540</p>
<p>Infobox: ** pipe interrupt mandatory, connection hose # 790166 is recommended</p>			









Equipment bathtubs + wellbeing

	Description	Model-No.	Euro
	<p>Surcharge** for waste and overflow Quadroval, with base inlet, chrome, for whirltubs with slim bathtub rim, outlet diameter 52 mm, length of bowden cable 940 mm without flexible hose with flexible hose</p>	<p>791253 00 0 00 1000 791254 00 0 00 1000</p>	<p>513 540</p>
<p>Infobox: ** pipe interrupt mandatory, connection hose # 790166 is recommended</p>			
	<p>Special waste and overflow** with base inlet, chrome, for Blue Moon bathtub 1400 x 1400 mm, outlet diameter 52 mm length of bowden cable 1250 mm</p>	<p>791233 00 0 00 1000</p>	<p>1.186</p>
<p>Infobox: ** pipe interrupt mandatory, wooden or acrylic inlay with hinged cover required, connection hose # 790166 is recommended / If you order the waste and overflow with base inlet # 791233 00 0 00 1000 for bathtub please select the wooden inlay with hinged cover # 790851 00 0 02 0000 or the acrylic inlay with hinged cover # 790852 00 0 02 0000. The turning handle for the operation of the base inlet is positioned under the hinged cover</p>			
	<p>Surcharge** for waste and overflow Quadroval, with base inlet, chrome, for Blue Moon whirltubs 1400 x 1400 mm, outlet diameter 52 mm length of bowden cable 1125 mm</p>	<p>791234 00 0 00 1000</p>	<p>1.093</p>
<p>Infobox: ** pipe interrupt mandatory, wooden or acrylic inlay with hinged cover required, connection hose # 790166 is recommended</p>			
	<p>Surcharge** for waste and overflow Quadroval, for whirltubs, with base inlet, chrome, outlet diameter 52 mm, for Blue Moon whirltubs 1400 x 1400 mm length of bowden cable 1070 mm</p>	<p>791242 00 0 00 1000</p>	<p>723</p>
<p>Infobox: ** pipe interrupt mandatory, connection hose # 790166 is recommended</p>			
<p>Heating</p>		<p>791882 00 0 00 0000 791883 00 0 00 0000</p>	<p>898 898</p>



Equipment bathtubs + wellbeing

	Description	Model-No.	Euro
	UV Hygiene Management		
	for whirltubs with Combi-System E	791884 00 0 00 0000	1.224
	for whirltubs with Combi-System E, for # 760009 - 760012	791886 00 0 00 0000	1.224
	for whirltubs with Combi-System L	791887 00 0 00 0000	1.224
	for whirltubs with Combi-System L, for # 760009 - 760012	791889 00 0 00 0000	1.224
	LED coloured light		
	for whirltubs with Jet-System or Combi-System P	791850 00 0 00 1000	3.651
	for whirltubs with Combi-System E	791890 00 0 00 1000	2.286
	for whirltubs with Combi-System E, for Blue Moon	791891 00 0 00 1000	3.236
	for whirltubs with Combi-System L	791892 00 0 00 1000	2.286
	for Blue Moon, for whirltubs with Combi-System L	791893 00 0 00 1000	3.236
	LED coloured light		
	with remote control for bathtubs		
	white	790840 00 0 00 0000	3.314
	chrome	790840 00 0 00 1000	3.314
	LED coloured light		
	with remote control for bathtubs, for Blue Moon		
	white	790846 00 0 00 0000	4.607
	chrome	790846 00 0 00 1000	4.607
	LED white light		
	under bathtub rim for # 700242 - 700245	791847 00 0 00 0000	991
	Infobox: LED white light under bathtub rim only available for tubs with panel, no built-in version possible		
	LED white light		
	under bathtub rim for # 700246, 700247	791848 00 0 00 0000	1.144
	for # 700248	791849 00 0 00 0000	1.242
	Panel**		
	front, for D-Code whirltubs		
	1500 mm	703012 00 0 00 0000	415
	1600 mm	703013 00 0 00 0000	415
	1700 mm	703014 00 0 00 0000	441
	1800 mm	703015 00 0 00 0000	458
	Infobox: ** We recommend to use the rubber profile and the bathtub anchors for the installation of the panels. It is not possible to mount panels to a whirltub that has already been delivered		







Equipment bathtubs + wellbeing

	Description	Model-No.	Euro
	Panel** sideways right, for D-Code whirltubs		
	700 mm	703016 00 0 00 0000	305
	750 mm	703017 00 0 00 0000	305
	800 mm	703018 00 0 00 0000	354
Infobox: ** We recommend to use the rubber profile and the bathtub anchors for the installation of the panels. It is not possible to mount panels to a whirltub that has already been delivered			
	Panel** sideways left, for D-Code whirltubs		
	700 mm	703019 00 0 00 0000	305
	750 mm	703020 00 0 00 0000	305
	800 mm	703021 00 0 00 0000	354
Infobox: ** We recommend to use the rubber profile and the bathtub anchors for the installation of the panels. It is not possible to mount panels to a whirltub that has already been delivered			
	Surcharge for drillings of the tub rim for faucet from rim width 100 mm	790650 00 0 00 0000	128
	Acrylic panel for corner left / right for Blue Moon whirltubs 1400 x 1400 mm	703043 00 0 00 0000	1.117
	Acrylic panel for back-to-wall for Blue Moon whirltubs 1400 x 1400 mm	703044 00 0 00 0000	2.531
	Acrylic panel for freestanding version for Blue Moon whirltubs 1400 x 1400 mm	703045 00 0 00 0000	2.924
	Acrylic inlay for Blue Moon whirltubs 1400 x 1400 mm	791879 00 0 00 0000	1.130
	Wooden inlay Teak (real wood) for Blue Moon whirltubs 1400 x 1400 mm	791878 00 0 00 0000	2.939
	Storage holder for tub cover**** for Blue Moon bathtubs, 1 pair, material: stainless steel high gloss polished		
	left (for corner right)	790881 00 0 00 6600	759
	right (for corner left)	790882 00 0 00 6600	759
Infobox: **** Storage holder # 790881, 790882 not suitable for the built-in version			








Equipment bathtubs + wellbeing

Description	Model-No.	Euro
		
Storage holder for tub cover****		
for Blue Moon whirltubs,		
1 pair,		
material: stainless steel high gloss polished,		
left (for corner right)		
left (for corner right)	791805 00 0 00 6600	759
right (for corner left)	791806 00 0 00 6600	759
Infobox: **** Storage holder #791805, 791806 not suitable for the built-in version		
		
Bathtub handle		
for bath- and whirltubs, chrome	792804 00 0 00 1000	364
Infobox: The bathtub handle cannot be ordered separately, only mounted on the bathtub. The price does include the installation and the handle itself.		








Accessories bathtubs + wellbeing

	Description	Model-No.	Euro
	Waste and overflow Quadroval chrome, for bathtubs with outlet sidewise, outlet diameter 52 mm length of bowden cable 530 mm	792200 00 0 00 1000	146
	Waste and overflow Quadroval* with water inlet, chrome, for bathtubs with outlet sidewise, outlet diameter 52 mm length of bowden cable 530 mm	792201 00 0 00 1000	424
Infobox: * pipe interrupt or faucet with safety against backflow according to DIN EN 1717 necessary, connection hose # 790188 is recommended			
	Waste and overflow Quadroval chrome, for bathtubs with central outlet, outlet diameter 52 mm length of bowden cable 650 mm length of bowden cable 850 mm	792202 00 0 00 1000 792206 00 0 00 1000	186 186
	Waste and overflow Quadroval* with water inlet, chrome, for bathtubs with central outlet, outlet diameter 52 mm length of bowden cable 650 mm length of bowden cable 850 mm	792203 00 0 00 1000 792207 00 0 00 1000	459 459
Infobox: * pipe interrupt or faucet with safety against backflow according to DIN EN 1717 necessary, connection hose # 790188 is recommended			
	Waste and overflow Quadroval chrome, for bathtubs with central outlet, with flexible hose, outlet diameter 52 mm length of bowden cable 650 mm length of bowden cable 850 mm length of bowden cable 1100 mm	792204 00 0 00 1000 792208 00 0 00 1000 792210 00 0 00 1000	186 186 186
	Waste and overflow Quadroval* with water inlet, chrome, for bathtubs with central outlet, with flexible hose, outlet diameter 52 mm length of bowden cable 650 mm length of bowden cable 850 mm length of bowden cable 1100 mm	792205 00 0 00 1000 792209 00 0 00 1000 792211 00 0 00 1000	530 530 530
Infobox: * pipe interrupt or faucet with safety against backflow according to DIN EN 1717 necessary, connection hose # 790188 is recommended			






Accessories bathtubs + wellbeing

	Description	Model-No.	Euro
	Waste and overflow Quadroval chrome, for Shower + Bath bathtubs, outlet diameter 90 mm bowden cable 700 mm	791246 00 0 00 1000	646
	Waste and overflow Quadroval* with water inlet, chrome, for Shower + Bath bathtubs, outlet diameter 90 mm bowden cable 700 mm	791249 00 0 00 1000	991
Infobox: * pipe interrupt or faucet with safety against backflow according to DIN EN 1717 necessary, connection hose # 790166 is recommended			
	Special waste and overflow chrome, for Blue Moon 1400 x 1400 mm, outlet diameter 52 mm with push-open valve	790236 00 0 00 1000	180
Infobox: If you order the waste and overflow # 790236 00 0 00 1000 for bathtub please select the wooden inlay # 790851 00 0 00 0000 or the acrylic inlay # 790852 00 0 00 0000			
	Waste and overflow chrome, for D-Code/D-Neo bathtubs with outlet sidewise, outlet diameter 52 mm length of bowden cable 530 mm	790225 00 0 00 1000	63
	Waste and overflow chrome, for D-Neo bathtub with central outlet, outlet diameter 52 mm length of bowden cable 700 mm	791287 00 0 00 1000	104
	Waste and overflow chrome, for D-Code bathtubs with central outlet, outlet diameter 52 mm length of bowden cable 1000 mm	790226 00 0 00 1000	83
	Waste and overflow chrome, for D-Code bathtubs with central outlet, outlet diameter 52 mm length of bowden cable 1100 mm	790227 00 0 00 1000	90

Accessories bathtubs + wellbeing

	Description	Model-No.	Euro
	Waste and overflow Quadroval chrome, for DuraStyle # 700233, outlet diameter 52 mm length of bowden cable 850 mm	792212 00 0 00 1000	178
	Waste and overflow Quadroval* with water inlet, chrome, for DuraStyle # 700233, outlet diameter 52 mm length of bowden cable 850 mm	792220 00 0 00 1000	437
Infobox: * pipe interrupt or faucet with safety against backflow according to DIN EN 1717 necessary, connection hose # 790188 is recommended			
	Waste and overflow Quadroval chrome, for DuraStyle # 700231, outlet diameter 52 mm length of bowden cable 1100 mm	792214 00 0 00 1000	178
	Waste and overflow Quadroval* with water inlet, chrome, for DuraStyle # 700231, outlet diameter 52 mm length of bowden cable 1100 mm	792215 00 0 00 1000	437
Infobox: * pipe interrupt or faucet with safety against backflow according to DIN EN 1717 necessary, connection hose # 790188 is recommended			
	Waste and overflow Quadroval chrome, for Happy D.2 bathtubs, outlet diameter 52 mm bowden cable 700 mm	792216 00 0 00 1000	186
	Waste and overflow Quadroval* with water inlet, chrome, for Happy D.2 bathtubs, outlet diameter 52 mm bowden cable 700 mm	792217 00 0 00 1000	459
Infobox: * pipe interrupt or faucet with safety against backflow according to DIN EN 1717 necessary, connection hose # 790188 is recommended			
	Waste and overflow Quadroval for Happy D.2 bathtubs, for Happy D.2 Plus Bathtubs, with flexible hose, outlet diameter 52 mm, bowden cable 700 mm	792218 00 0 00 1000	186
	chrome	792218 00 0 00 1000	186
	white	792218 00 0 00 0000	186








Accessories bathtubs + wellbeing

	Description	Model-No.	Euro
	<p>Waste and overflow Quadroval* with water inlet, for Happy D.2 bathtubs, for Happy D.2 Plus Bathtubs, with flexible hose, outlet diameter 52 mm, bowden cable 700 mm</p> <p>chrome white</p>	<p>792219 00 0 00 1000 792219 00 0 00 0000</p>	<p>459 459</p>
<p>Infobox: * pipe interrupt or faucet with safety against backflow according to DIN EN 1717 necessary, connection hose # 790188 is recommended</p>			
	<p>Waste and overflow Quadroval** with base inlet, chrome, for bathtubs, outlet diameter 52 mm length of bowden cable 1070 mm</p>	<p>791226 00 0 00 1000</p>	<p>597</p>
<p>Infobox: ** pipe interrupt mandatory, connection hose # 790166 is recommended</p>			
	<p>Waste and overflow Quadroval** with base inlet, chrome, for bathtubs, with flexible hose, outlet diameter 52 mm length of bowden cable 725 mm</p>	<p>791228 00 0 00 1000</p>	<p>630</p>
<p>Infobox: ** pipe interrupt mandatory, connection hose # 790166 is recommended</p>			
	<p>Waste and overflow Quadroval** with base inlet, chrome, for bathtubs, long version, outlet diameter 52 mm length of bowden cable 1070 mm</p>	<p>791230 00 0 00 1000</p>	<p>645</p>
<p>Infobox: ** pipe interrupt mandatory, connection hose # 790166 is recommended</p>			
	<p>Waste and overflow Quadroval** with base inlet, chrome, for bathtubs, long version, with flexible hose, outlet diameter 52 mm length of bowden cable 1070 mm</p>	<p>791235 00 0 00 1000</p>	<p>582</p>
<p>Infobox: ** pipe interrupt mandatory, connection hose # 790166 is recommended</p>			




Accessories bathtubs + wellbeing

	Description	Model-No.	Euro
	<p>Outlet drain vertical outlet, Drain flow rate: 1,1 l/s (according to DIN EN 274), outlet diameter 90 mm white chrome</p>	<p>790269 00 0 00 0000 790269 00 0 00 1000</p>	<p>107 107</p>
	<p>Outlet drain horizontal outlet, Drain flow rate: 0,7 l/s (according to DIN EN 274), outlet diameter 90 mm white chrome</p>	<p>790263 00 0 00 0000 790263 00 0 00 1000</p>	<p>107 107</p>
	<p>Outlet drain** for Tempano shower trays, horizontal outlet, for installation with support frame, white, Drain flow rate: 0,6 l/s (according to DIN EN 274) outlet diameter 90 mm</p>	<p>791283 00 0 00 0000</p>	<p>110</p>
<p>Infobox: ** The outlet drain # 791283 can only be installed with support frames # 791373 - 791399 and Tempano shower trays</p>			
	<p>Outlet drain** for DuraSolid® shower trays, horizontal outlet, for installation with support frame or support, Drain flow rate: 0,6 l/s (according to DIN EN 274) outlet diameter 90 mm</p>	<p>791243 00 0 00 0000</p>	<p>114</p>
<p>Infobox: ** If DuraSolid® shower trays will be installed with support frame or support, the outlet drain # 791243 00 0 00 0000 is mandatory. If installed without support frame or support, please use outlet drains # 790263 00 0 00 1000 or # 790269 00 0 00 1000</p>			
	<p>Outlet drain for D-Code shower trays, chrome, Drain flow rate: 0,6 l/s (according to DIN EN 274) outlet diameter 90 mm</p>	<p>791260 00 0 00 1000</p>	<p>47</p>
	<p>Connection hose for water inlet, not suitable for waste and overflows with base inlet, with self-sealing plug connection and knurled nut G 1/2 and angle piece 2x R 1/2 Length: 1500 mm</p>	<p>790188 00 0 00 0000</p>	<p>50</p>









Accessories bathtubs + wellbeing

	Description	Model-No.	Euro
	<p>Connection hose for water inlet, not suitable for waste and overflows with base inlet, 3/4" outside thread x 3/4" cap nut length: 900 mm</p>	790159 00 0 00 0000	59
	<p>Connection hose for waste and overflows with base inlet, for waste and overflow with water inlet # 791249, 3/4", 1/2" x 16 mm Length: 1500 mm</p>	790166 00 0 00 0000	162
	<p>Flush-mounting duct interrupt model A2, according to DIN EN 1717, chrome 3/4"</p>	790182 00 0 00 1000	206
	<p>Support frame for acrylic bathtubs and shower trays, with length > 1000 mm, height-adjustable from 130 - 210 mm, height-adjustable from 140 - 220 mm if a noise reduction set for shower trays is used 2 pieces</p>	790100 00 0 00 0000	107
	<p>Support frame for acrylic bathtubs and shower trays, with length ≥ 1500 mm, height-adjustable from 130 - 210 mm, height-adjustable from 140 - 220 mm if a noise reduction set for shower trays is used 3 pieces</p>	790105 00 0 00 0000	161
	<p>Support frame for D-Code/D-Neo bathtubs and D-Code shower trays, with length > 1000 mm, height-adjustable from 115 - 180 mm, height-adjustable from 135 - 165 mm if a noise reduction set for shower trays is used 2 pieces</p>	790127 00 0 00 0000	32
	<p>Support frame for D-Code corner bathtub height-adjustable from 115 - 180 mm</p>	790128 00 0 00 0000	105









Accessories bathtubs + wellbeing

Description	Model-No.	Euro
	Support frame for D-Code shower trays, with length ≥ 1500 mm, height-adjustable from 115 - 180 mm, height-adjustable from 135 - 165 mm if a noise reduction set for shower trays is used 3 pieces	790158 00 0 00 0000 62
	Support frame for Tempano shower trays, height-adjustable from 70 - 100 mm for shower tray 800 x 800 mm for shower tray 900 x 750 mm for shower tray 900 x 800 mm for shower tray 900 x 900 mm for shower tray 1000 x 700 mm for shower tray 1000 x 800 mm for shower tray 1000 x 900 mm for shower tray 1000 x 1000 mm for shower tray 1200 x 700 mm for shower tray 1200 x 800 mm for shower tray 1200 x 900 mm for shower tray 1200 x 1000 mm for shower tray 1200 x 1200 mm for shower tray 1400 x 750 mm for shower tray 1400 x 800 mm for shower tray 1400 x 900 mm for shower tray 1400 x 1000 mm for shower tray 1500 x 750 mm for shower tray 1500 x 800 mm for shower tray 1600 x 750 mm for shower tray 1600 x 800 mm for shower tray 1600 x 900 mm for shower tray 1600 x 1000 mm for shower tray 1700 x 700 mm for shower tray 1700 x 750 mm for shower tray 1700 x 900 mm for shower tray 1800 x 900 mm	791373 00 0 00 0000 285 791377 00 0 00 0000 287 791378 00 0 00 0000 290 791374 00 0 00 0000 292 791379 00 0 00 0000 288 791380 00 0 00 0000 292 791381 00 0 00 0000 295 791375 00 0 00 0000 303 791382 00 0 00 0000 314 791383 00 0 00 0000 319 791384 00 0 00 0000 321 791385 00 0 00 0000 326 791376 00 0 00 0000 415 791386 00 0 00 0000 345 791387 00 0 00 0000 348 791388 00 0 00 0000 350 791389 00 0 00 0000 355 791390 00 0 00 0000 367 791391 00 0 00 0000 370 791392 00 0 00 0000 370 791393 00 0 00 0000 373 791394 00 0 00 0000 375 791395 00 0 00 0000 380 791396 00 0 00 0000 388 791397 00 0 00 0000 390 791398 00 0 00 0000 395 791399 00 0 00 0000 405
	Support frame for Stonetto shower trays, height-adjustable from 80 - 100 mm for shower tray 900 x 800 mm for shower tray 900 x 900 mm for shower tray 1000 x 800 mm for shower tray 1000 x 900 mm for shower tray 1000 x 1000 mm for shower tray 1200 x 800 mm for shower tray 1200 x 900 mm for shower tray 1200 x 1000 mm for shower tray 1200 x 1200 mm for shower tray 1400 x 800 mm for shower tray 1400 x 900 mm for shower tray 1400 x 1000 mm for shower tray 1600 x 900 mm for shower tray 1600 x 1000 mm	791100 00 0 00 0000 420 791101 00 0 00 0000 419 791102 00 0 00 0000 431 791103 00 0 00 0000 431 791104 00 0 00 0000 431 791105 00 0 00 0000 452 791106 00 0 00 0000 452 791107 00 0 00 0000 452 791108 00 0 00 0000 489 791109 00 0 00 0000 485 791110 00 0 00 0000 485 791111 00 0 00 0000 485 791112 00 0 00 0000 505 791113 00 0 00 0000 505







Accessories bathtubs + wellbeing

	Description	Model-No.	Euro
	<p>Shower tray feet* supplement for support frame #791373 - 791399, # 791100 - 791113, suitable for increased installation height height-adjustable from 100 - 150 mm</p>	790173 00 0 00 0000	31
<p>Infobox: * For support frame # 791109 - 791113 and # 791373 - 791399 (in combination with outlet drain # 791283) 2 pcs of # 790173 must be ordered</p>			
	<p>Support frame for shower trays for acrylic shower trays, with length ≤ 1000 mm, height-adjustable from 85 - 105 mm height-adjustable from 105 - 140 mm if a noise reduction set for shower trays is used</p>	790101 00 0 00 0000	116
	<p>Support frame for shower trays for acrylic shower trays, with length ≤ 1000 mm, height-adjustable from 100 - 185 mm height-adjustable from 120 - 150 mm if a noise reduction set for shower trays is used</p>	790102 00 0 00 0000	116
	<p>Support frame for shower trays for D-Code shower trays, with length ≤ 1000 mm, height-adjustable from 125 - 185 mm height-adjustable from 130 - 160 mm if a noise reduction set for shower trays is used</p>	790129 00 0 00 0000	35
	<p>Support for shower tray for # 720145 - 720150, # 720166 and # 720217 - 720218 Stonetto shower trays for # 720167 - 720168 and # 720170 - 720171 Stonetto shower trays for # 720169 Stonetto shower trays</p>	792407 00 0 00 0000	228
		792411 00 0 00 0000	287
		792412 00 0 00 0000	233
	<p>Mounting foam for supports 400 ml 1 bottle</p>	790340 00 0 00 0000	29
	<p>Bathtub anchors for mounting and support of bathtubs and shower trays 3 pieces</p>	790103 00 0 00 0000	45
	<p>Bathtub anchors*** for Blue Moon, for mounting and support of bathtubs and shower trays 4 pieces</p>	790123 00 0 00 0000	46
<p>Infobox: *** The use of 4 bathtub anchors is recommended</p>			









Accessories bathtubs + wellbeing

	Description	Model-No.	Euro
	<p>Bathtub anchors for mounting and support of D-Code/D-Neo bathtubs and D-Code shower trays 3 pieces</p>	790125 00 0 00 0000	25
	<p>Rubber profile for noise reduction length: 3300 mm</p>	790126 00 0 00 0000	25
	<p>Noise reduction set for acrylic bathtubs**** Contents: noise reduction bathtub anchors, bitumen pads, rubber profile # 790126</p>	791368 00 0 00 0000	177
<p>Infobox: **** not suitable for bathtubs with LED coloured light. The noise reduction set cannot be mounted together with a polystyrene support. For further information concerning noise protection, please consider the chapter „Noise reduction sets for bath-/whirltubs and shower trays“</p>			
	<p>Noise reduction set for acrylic shower trays Contents: noise reduction shower tray anchors, noise protection shower tray feet, bitumen pads, rubber profile # 790126</p>	791369 00 0 00 0000	194
<p>Infobox: The noise reduction set cannot be mounted together with a polystyrene support. For further information concerning noise protection, please consider the chapter „Noise reduction sets for bath-/whirltubs and shower trays“</p>			
	<p>Noise reduction set for flush-fitted shower trays*** Contents: rubber profile, sound isolation for shower tray feet</p>	791372 00 0 00 0000	108
<p>Infobox: *** The noise reduction set # 791372 can only be used in combination with a support frame</p>			
	<p>Waterproofing set for DuraSolid® shower trays, for flush fitted installation, in combination with support frame, support or self-supporting installation Contents: waterproofing profile, 3D-waterproofing corners, noise reduction profile, mounting accessories</p>	792803 00 0 00 0000	269
	<p>Formwork board**** for the installation of the Tempano shower trays with support frame</p>	792805 00 0 00 0000	95
<p>Infobox: **** Can only be used in combination with support frames #791373 - 791399</p>			
	<p>Installation set for freestanding bath- and whirltubs</p>	790850 00 0 00 0000	569










Accessories bathtubs + wellbeing

	Description	Model-No.	Euro
	Acrylic panel for corner left / right for Blue Moon 1400 x 1400 mm	701022 00 0 00 0000	1.117
	Acrylic panel for back-to-wall for Blue Moon 1400 x 1400 mm	701023 00 0 00 0000	2.531
	Acrylic panel for freestanding version for Blue Moon 1400 x 1400 mm	701024 00 0 00 0000	2.924
	Panel* front, for D-Code bathtubs 1500 mm 1600 mm 1700 mm 1800 mm	701025 00 0 00 0000 701026 00 0 00 0000 701027 00 0 00 0000 701028 00 0 00 0000	357 357 385 400
Infobox: * We recommend to use the rubber profile and the bathtub anchors for the installation of the panels. A special support frame and the required mounting material are included in the delivery of the panels. The support frame # 790127 is not required			
	Panel* sideways right, for D-Code bathtubs 700 mm 750 mm 800 mm	701031 00 0 00 0000 701032 00 0 00 0000 701033 00 0 00 0000	246 246 296
Infobox: * We recommend to use the rubber profile and the bathtub anchors for the installation of the panels. A special support frame and the required mounting material are included in the delivery of the panels. The support frame # 790127 is not required			
	Panel* sideways left, for D-Code bathtubs 700 mm 750 mm 800 mm	701035 00 0 00 0000 701036 00 0 00 0000 701037 00 0 00 0000	246 246 296
Infobox: * We recommend to use the rubber profile and the bathtub anchors for the installation of the panels. A special support frame and the required mounting material are included in the delivery of the panels. The support frame # 790127 is not required			



Accessories bathtubs + wellbeing

	Description	Model-No.	Euro
	Acrylic panel front, for Starck bath- and whirltubs		
	1500 mm	701065 00 0 00 0000	387
	1600 mm	701066 00 0 00 0000	387
	1700 mm	701067 00 0 00 0000	418
	1800 mm	701068 00 0 00 0000	434
	1900 mm	701069 00 0 00 0000	462
	2000 mm	701070 00 0 00 0000	483
	Infobox: The support frame # 790100 00 0 00 0000 for bathtubs is not included in the scope of delivery of the Starck acrylic panel and needs to be ordered separately (not necessary for whirltubs)		
	Acrylic panel sidewise, for Starck bath- and whirltubs		
	700 mm	701071 00 0 00 0000	266
	750 mm	701072 00 0 00 0000	266
	800 mm	701073 00 0 00 0000	319
	900 mm	701074 00 0 00 0000	328
	1000 mm	701075 00 0 00 0000	350
	Infobox: The support frame # 790100 00 0 00 0000 for bathtubs is not included in the scope of delivery of the Starck acrylic panel and needs to be ordered separately (not necessary for whirltubs)		
	Acrylic inlay for Blue Moon bathtub 1400 x 1400 mm	790852 00 0 00 0000	1.130
	Acrylic inlay with hinged cover for Blue Moon whirltub 1400 x 1400 mm and bathtub 1400 x 1400 mm with waste and overflow with base inlet	790852 00 0 02 0000	1.130
	Wooden inlay Teak (real wood) for Blue Moon bathtub 1400 x 1400 mm	790851 00 0 00 0000	2.939
	Wooden inlay Teak (real wood), with hinged cover for Blue Moon whirltub 1400 x 1400 mm and bathtub 1400 x 1400 mm with waste and overflow with base inlet	790851 00 0 02 0000	2.939
	Tub cover for Blue Moon 1400 x 1400 mm	790883 00 0 00 0000	3.199
	Replacement cartridge for filter for pools	790598 00 0 00 0000	59

Accessories bathtubs + wellbeing

	Description	Model-No.	Euro
	Replacement limescale filter for steam shower St.Trop	790592 00 0 00 0000	175
	Care kit for acrylic surfaces, for basic cleaning and removing persistent stains Contents: acrylic care agent, grinding paste, polishing paste	790301 00 0 00 0000	90
	Care and maintenance kit for acrylic surfaces, for correcting scratches and other superficial damage Contents: acrylic care agent, acrylic resin, hardener, grinding paste, polishing paste	790302 00 0 00 0000	182
	Headrest for Paiova, material: polyurethane white	790001 00 0 00 0000	131
	Headrest white, material: polyurethane for Blue Moon 1400 x 1400 mm	790003 00 0 00 0000	50
	Headrest for Darling New # 700242 - 700243, straight, material: polyurethane white	790007 00 0 00 0000	134
	Headrest for Darling New # 700244 - 700248, curved, material: polyurethane white	790008 00 0 00 0000	134
	Headrest for Happy D.2, Paiova 5, for Happy D.2 Plus, material: polyurethane white	790009 00 0 00 0000	166
	Headrest for Starck, material: polyurethane white	790010 00 0 00 0000	137

Accessories bathtubs + wellbeing

	Description	Model-No.	Euro
	<p>Stool Design by Philippe Starck, Height: 510 mm white gloss</p>	<p>791846 00 0 00 0000</p>	<p>932</p>
	<p>Stool Design by Phoenix Design, height: 420 mm white matt</p>	<p>791877 00 0 00 0000</p>	<p>465</p>

Bathroom furniture

Brioso	675
Cape Cod	706
D-Neo	711
DuraStyle	728
Happy D.2	752
Happy D.2 Plus	759
Ketho	800
L-Cube	815
Luv	859
Starck	870
Universal light and mirror	874
White Tulip	887
XBase	911
X-Large	920
XSquare	940
XViu	981

Furniture Sets

DuraStyle	732
Ketho	803
c-bonded	688, 689, 762-772, 834-836, 1000-1007
c-shaped	773-783

Important Indications Bathroom Furniture

1. Additions

New models

Series	Remark	Availability
Brioso	Vanity units # BR4227, BR4228, BR4327, BR4328, BR4408, BR4409	available
Cape Cod	Vanity unit # CC9535	available
D-Neo	New series	available
Ketho	Vanity units # KT6404, KT6444	available
L-Cube	Vanity units # LC6118, LC6218, LC6119, LC6219, LC6671, LC6679	available
Universal light and mirror	Mirrors # LM7810, LM7814, LM7824, # LM7844, LM7850, LM7851, LM7853 # LM7860, LM7861, LM7863, LM7870, # LM7871, LM7873, LM7880, LM7890 Mirror cabinets # LM7854, LM7864, # LM7874	available
White Tulip	Built-in set for mirror cabinet # LM9920	available
XViu	New series Vanity units # XV4216, XV4316, XV4215, XV4315, XV4458, XV4459	available
XSquare	Vanity units # XS4205, XS4305, XS4207, XS4307, XS4206, XS4306, XS4438, XS4478, XS4457	available

Surfaces

Series	Remark	Availability
Brioso, DuraStyle, Ketho, L-Cube	16 Black Oak 30 Natural Oak 35 Oak Terra	available available available
White Tulip	H1 Graphite High Gloss H2 Stone Grey High Gloss H3 Taupe High Gloss H4 Nordic White High Gloss H5 Natural Oak solid	
XBase	58 Graphite Satin Matt 30 Natural Oak	available available
XSquare	16 Black Oak 80 Graphite Super Matt	available available
XViu	16 Black Oak 30 Natural Oak 35 Oak Terra 80 Graphite Super Matt	available available available available

2. Out of product range / Discontinued series and models

Series	Remark
Brioso	All vanity units with P3 Comforts ceramic Vanity units # BR 4040, BR4420 C-bonded und c-shaped version T
DuraStyle	Vanity units # DS6883 - DS6886 Mirror # DS7466-DS7471
Happy D.2 Plus	C-bonded und c-shaped version T
Ketho	Vanity units # KT6662, # KT 6894-KT6898, KT6854-KT6858
L-Cube	All vanity units with ceramic Darling New and P3 Comforts Vanity units # LC6168, LC6169 C-bonded und c-shaped version T
X-Large	# XL 6060-XL6063, # XL6525
XSquare	All vanity units with ceramic P3 Comforts
XViu	All vanity units with ceramic P3 Comforts C-bonded und c-shaped version T
Vero Air / Vero	Complete series

Surfaces

Series	Remark
Brioso, DuraStyle, Ketho	09 Light Blue Matt 31 Pine Silver 51 Pine Terra 52 European Oak
Happy D.2	52 European Oak
L-Cube, XViu	09 Light Blue Matt 31 Pine Silver 47 Stone Blue High Gloss 51 Pine Terra 52 European Oak
Starck	05 Oak 24 Macassar
XBase	52 European Oak
X-Large	09 Light Blue Matt 31 Pine Silver 47 Stone Blue High Gloss 51 Pine Terra
XSquare	09 Light Blue Matt 47 Stone Blue High Gloss

3. Duravit c-bonded

The c-bonded technology combines the ceramic of the furniture washbasin and the furniture surface of the vanity unit seamlessly with each other. Through the exact, precisely joining technology ceramic and furniture fuse into one unit.

4. Duravit c-shaped

The further development of the c-bonded process guarantees an exact parallel shape of ceramic basin and furniture without projection or recess. Made completely out of DuraCeram® and especially finished, c-shaped offers all the advantages of a ceramic glaze such as easy cleaning and robustness.

5. Series with Bi-Colour surfaces (DuraStyle)

Articles, ordered with different front- and body colours from two different pricegroups (bi-colour), will be charged with the higher of both price-groups.

Important Indications Bathroom Furniture

6. Structure of the pricelist

All models are type-ordered

Type-number consists of:

X L 1 1 3 5 L 2 2 2 2 0

X	L	1	1	3	5	L	2	2	2	2	2	0
Identification code for series	Previous ord. no.					Front/Handle/Aluminium profile						Country code for sockets of LM mirror cabinets / c-bonded frame
Hinges / Position of washbasin / Number of tap holes for c-bonded version / Dimming function for Universal Light & mirror "Best"												

Hinges / Position of washbasin / Number of tap holes for c-bonded version / Dimming function for Universal Light & mirror "Best"

Note: Please indicate the „0“ at the according point for models without hinges. Please set the body colour as well as front colour for models without a front.

model-no. = identification code for series + previous ord. no.

If furniture are offered in various colours, all necessary information for the ordering process are mentioned in an ordering example.

For the series Brioso please indicate if the handle is either wished in chrome or in surface colour. Chrome = 10, surface colour = number of the surface color. For further details please see the order example of Brioso on page 677.

For the series XViü c-bonded vanity units please indicate if the c-bonded frame is either wished in color of the profile = 12. digit P or in color of the body = 12. digit C. For further details please see the order example of XViü on page 983.

7. Ordering system Duravit

7.1. Individual specifications

- series
- front colour
- body colour
- colour for consoles, countertops and shelves

7.2. Model-related specifications

- model number
- door hinges
 - L = hinge on the left side
 - R = hinge on the right side
 - 0 = no hinge
- position of washbasin
 - L = washbasin on the left side
 - R = washbasin on the right side
 - M = washbasin centred
 - B = washbasin on both sides
- number of tap holes for c-bonded version
 - N = without tap hole
 - 0 = 1 tap hole punched
 - E = 2 tap holes punched
- Country codes for socket of Universal Light and Mirror
 - 0 = EG, AL, DZ, AD, AO, AM, AZ, BA, BG, DK, DE, EE, ES, FI, GE, GR, GL, GN, ID, IR, IE, IS, IL, KZ, KG, KR, HR, LV, LT, LU, MR, MK, MD, MC, ME, MZ, NL, NO, AT, TL, PT, RO, RU, SE, RS, SI, SO, ES, TR, UA, HU, UY, BY
 - 1 = BE, BF, BI, DJ, CI, ER, FR, GY, GP, CM, KM, MA, MG, MN, NC, PL, RE, SN, CZ, TN
 - 4 = ET, IT, LY
 - 5 = AU, FJ, NZ, PG, WS, TO
 - 7 = BS, BB, BM, CR, DO, EC, SV, GT, HT, HN, JM, JP, CO, CU, LB, MX, NI, PA, PR, SR, TW, TT, VE
 - 8 = AR, BD, BT, BO, CL, CN, IN, JO, KH, LA, MQ, NA, NP, NE, PK, PE, PH, RW, SK, ZA, SD, SY, TZ, TH, TD, VN
 - 9 = BH, BW, BN, FK, GH, GD

7.3. Model-related specifications

- Dimming-function for mirror; D = including dimming-function
- for variable models, indication of the width
- model-no. ceramic for consoles
- position low cabinets or vanity units for consoles

7.4. Drawings, sketches

Detailed drawings for ordering of countertops or variable consoles are absolutely necessary. Please use order sheet and check list.

7.5. Duravit individual

Variations of articles and materials within the available product range are possible. If necessary please attach a sketch. On request we provide a proposal. All furniture parts correspond in construction and workmanship to the requirements laid down in DIN 68935 and the E1 directive on toxic substances with regard to formaldehyde emissions.

Bathroom Furniture Product Specifications

All furniture parts correspond in construction and workmanship to the requirements laid down in DIN 68935 and the E1 directive on toxic substances with regard to formaldehyde emissions.

I. Technical Product Specifications

1. Panel for mirror ground plate, body and rear panel

These are 38, 19, 16 and 8 mm thick, back panels are set in grooves, recessed and bonded.

Further information is available in the detailed product information for the various series.

2. Real wood veneer / Real wood solid

Fronts, Bodies, Consoles, Washbasin trims:

Possible variations concerning structure, veining, pores and colour are manifestations of the genuineness of the natural material wood and preclude any cause for complaint.

Further information can be obtained from the detailed product information for the individual series.

3. Consoles

Detailed information is included in the description of the individual series.

4. Shelves

Glass shelves, thickness: 6 mm, height-adjustable.

5. Drawers

5.1. Drawers for series Brioso, D-Neo, DuraStyle, Ketho, XBase and X-Large.

Anthracite coloured steel frames; roller guide with extended self-closing action; strong lateral support; casters of noise-reducing plastic; steel guide tracks. Two dimensional adjustment of the drawer's covering is possible. Elegant cover of the adjusting mechanism with DURAVIT logo. Base and rear panel in the colour of the body; drawers can be easily removed for cleaning purposes.

5.2. Drawers for Happy D.2, Happy D.2 Plus, L-Cube, Luv, Starck, White Tulip, XSquare and XViü.

Anthracite coloured steel frames; roller guide with extended self-closing action; strong lateral support; casters of noise-reducing plastic; steel guide tracks. Three-dimensional adjustment of the drawers's covering possible. Elegant cover of the adjusting mechanism with DURAVIT logo. Base and rear panel in the colour of the body; drawers can be easily removed for cleaning purposes. The interior system is optional.

6. Hinges

Full metal hinges with three-dimensional adjustment. 107° opening angle. Doors are easily unhinged. Thanks to clip-on mechanism, no tools are necessary. Elegant cover with DURAVIT logo.

7. Suspension brackets

7.1. Cabinet suspension

Concealed by the rear panel, easy to adjust two-dimensionally. Maximum load 65 kg each, with slip-resistant combination hook for track and hook suspension.

7.2. Mirror suspension

Height-adjustable fixing; integrated in the mirror's rear panel.

7.3. Washbasin vanity unit suspension

Easily adjustable in two dimensions; maximum load 65 kg each, with slip-resistant combination hook for track and hook suspension. After the adjustment, vanity units with a width of more than 100 cm are protected additionally by a special fixing.

8. Railings

Glossy chrome-plated finish.

9. Crystal mirrors

Ground and polished edges; high quality standards exceeding DIN 1238. Crystal mirrors ought to be cleaned only with a soft and dry cloth; wipe off marks with a slightly damp cloth or chamois leather; window cleanser and other acid cleaning agents can damage the silver coating and preclude any cause for complaint.

10. Interior System

Interior modules are factory installed and must be requested upon ordering. The interior system with a material mix in acrylic glass and solid wood is available in maple or walnut. There is an individually designed interior system for each cabinet width between 575 - 1600 mm. There are always two boxes and one box cover in the interior systems for drawers with or without siphon cut-out plus a small tray wave system for cosmetic products. A special field for a hair dryer is integrated off a width of 800 mm. The interior system for drawer without siphon cut-out includes always a big tray wave system to lay in bigger bottles. Off a width of 800 mm there is also a special field for a hair dryer integrated.

The interior system for a pull-out compartment (Happy D.2 and L-Cube) always includes a support for hair brushes and comb. The interior system for a pull-out compartment is available off a width of 800 mm. There is a wood grid to fix bottles off a width of 800 mm.

Each size of the cabinet have a individual layout of the interior systems to use the optimum storage space. The bottom, the box cover the small and big wave plus the special support for hair brushes and comb have a special anti-slip lacquer.

11. Individual Dividing System

Individual and retrofittable interior system with cover, which is available for the series Brioso, D-Neo, DuraStyle, Ketho and XBase. The interior system has no fixed position and is freely positionable within the drawer. Width x Height x Depth: 115 mm x 45 mm x drawer depth. Material: Foil covered medium density fibre board (MDF) with anti-slip covering on the bottom.

12. Tolerances

All drawings are showing the necessary dimensions in mm with standard tolerances. They are without obligation as proper dimensions can be taken from finished products only.

II. Mounting Aids

1. Mounting accessories

Screws, dowels, cover caps and installation tracks are included with the respective model.

Installation only by skilled professionals. Provided screws and dowels have to be reviewed for applicability in appropriate wall, if necessary they have to be replaced by capable material on site.

2. Mounting and care instructions

Are included in the respective consignment.

Overview ceramics + furniture recommendation

Duravit furniture series Vanity units for furniture washbasins	Duravit Ceramic series														
	Furniture washbasins														
	Cape Cod	D-Code	D-Neo	DuraSquare	DuraStyle	Happy D.2	Happy D.2 Plus	Luv	ME by Starck	Starck 1	Starck 3	Vero Air	Vero	Viu	White Tulip
Brioso		●							●		●	●		●	
Cape Cod	●														
D-Neo			●						●			●			
DuraStyle		●			●						●				
Happy D.2						●									
Happy D.2 Plus						●	●								
Ketho		●							●		●		●		
Luv							●								
L-Cube									●		●	●		●	
Starck										●					
White Tulip															●
XBase		●			●				●		●				
X-Large		●									●	●			
XSquare				●					●			●		●	
XViu									●			●		●	

Brioso Design by Christian Werner

Product Information

Front Body Body Mirror Cabinet Laterals Mirror	Decor Pricegroup 1	07 Concrete Grey Matt 16 Black Oak 18 White Matt 21 Walnut Dark 30 Natural Oak 35 Oak Terra 43 Basalt Matt 49 Graphite Matt 53 Chestnut Dark 79 Natural Walnut 91 Taupe Matt	Front: High-compressed three-ply chipboard, directly coated with melamin resin decor on both sides. Inner body: High-compressed three-ply chipboard, directly coated with melamin resin decor in (57) Black Diamond on both sides. Outer body: High-compressed three-ply chipboard, directly coated with melamin resin decor on both sides. Basic material laterals for mirror: High-compressed three-ply chipboard, directly coated with melamin resin decor on both sides. Edge material: ABS-Edge material.
	Decor Pricegroup 2	22 White High Gloss 75 Linen	Inner body: High-compressed three-ply chipboard, directly coated with melamin resin decor in (57) Black Diamond on both sides. Outer body/-front: High-compressed three-ply chipboard, with laminate (HPL) pressed on both sides. Basic material laterals for mirror: High-compressed three-ply chipboard, with laminate (HPL) pressed on both sides. Edge material: ABS-Edge material.
Console	Decor Pricegroup 1	07 Concrete Grey Matt 16 Black Oak 18 White Matt 21 Walnut Dark 30 Natural Oak 35 Oak Terra 43 Basalt Matt 49 Graphite Matt 53 Chestnut Dark 79 Natural Walnut 91 Taupe Matt	Basic material: High-compressed three-ply chipboard, with laminate (HPL) pressed on both sides. Underside console: (57) Black Diamond. Edge material: ABS-Edge material.
	Decor Pricegroup 2	22 White High Gloss 75 Linen	Basic material: High-compressed three-ply chipboard, with laminate (HPL) pressed on both sides. Underside console: (57) Black Diamond. Edge material: ABS-Edge material.
Mirror with lighting			LED light technology, 4000 Kelvin light colour. Sensor switch bottom right for on/off function. Including LED-dimming function.
Mirror cabinet with lighting			LED light technology, 4000 Kelvin light colour incl. light for wash-basin area. Switch-plug unit for on/off function inside the mirror cabinet. Back panel inside the mirror cabinet in mirror glass.
Handle furniture		Chrome Surface front (only for 07, 18, 22, 43, 49, 91)	die-cast zinc
Leg # UV 9993, # UV 9994 # BR 9793, # BR 9794		Chrome Surface front (only for 07, 18, 22, 43, 49, 91)	die-cast zinc
Individual Dividing System # UV 9845 # UV 9955		Black Diamond	Individual and retrofittable dividing system with cover. The interior system has no fixed position and is freely positionable within the drawer. Width x Height x Depth: 115 mm x 45 mm x drawer depth Material: Foil covered medium density fibre board (MDF) with anti-slip covering on the bottom.
Magnetic strip Mirror cabinet # UV 9709		stainless steel	Magnetic fixing bar inside the mirror cabinet as bracket for metallic bathroom accessoires.

Brioso Design by Christian Werner

Product Information

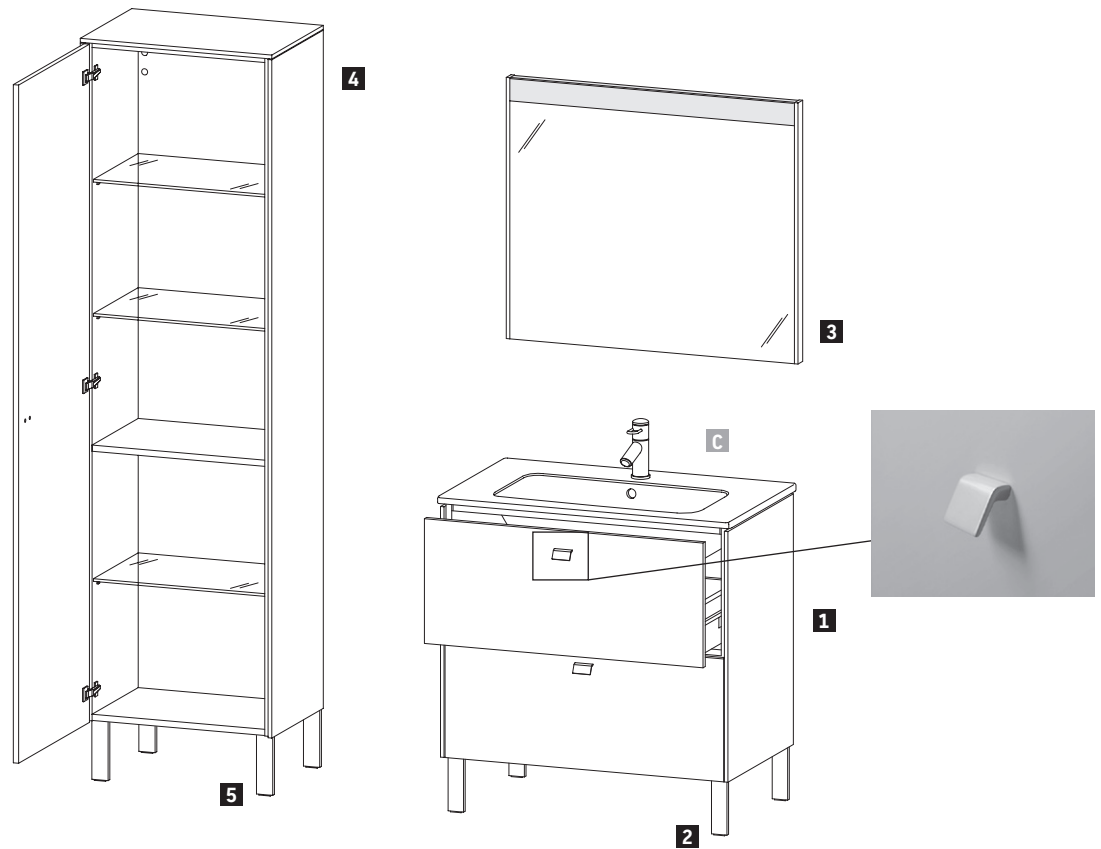
Defogger (optional)

With this system there will be no mist on a defined mirror area. Defogger activation coincides with switching on and off of the mirror lighting. If the mirror is already misted up (defogger off) it takes about 5 minutes for demisting. Auto-Off function after 60 minutes.

- 1 piece defogger 200 x 400 mm for mirror size 620 mm (centered)
- 1 piece defogger 400 x 400 mm for mirror size 820 and 1020 mm (centered)
- 1 piece defogger 600 x 400 mm for mirror size 1220 mm (centered)
- 2 piece defoggers 400 x 400 mm for mirror size 1320 mm (1 x left / 1 x right)

Brioso Design by Christian Werner

Ordering Sample



Brioso

Vanity unit floor-standing
Tall cabinet
Mirror with lighting
Legs

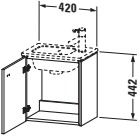
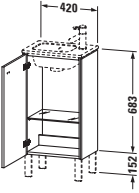


07 Concrete Grey Matt
07 Concrete Grey Matt
07 Concrete Grey Matt
07 Concrete Grey Matt

Description	Remark	Quantity	Model-No.
1 _a Vanity unit floor-standing	Width 820 mm, Handle in surface colour	1	# BR 4402 0 07 07
1 _b Vanity unit floor-standing	Width 820 mm, Handle in chrome	1	# BR 4402 0 10 07
2 Legs for vanity unit	Design in surface colour	1	# BR 9794 0 07 07
3 Mirror with lighting	Width 820 mm	1	# BR 7002 0 07 07
4 Tall cabinet	Height 1770 mm	1	# BR 1331 L 07 07
5 Legs for tall cabinet	Design in surface colour	2	# BR 9793 0 07 07
6 Individual dividing system with cover	Retrofittable	1	# UV 9845 0 00 00
c ME by Starck	Width 830 mm	1	# 233683 00 00


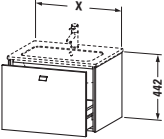
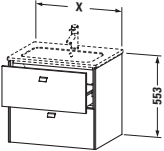
Brioso Design by Christian Werner

Description	mm	Model-No.	Euro		Euro	
			Pricegroup 1	Pricegroup 2	Euro	Euro
Vanity unit wall-mounted						
1 pull-out compartment						
for D-Code # 034265	620 x 469	BR 4045	581	670		
for D-Code # 034285	820 x 469	BR 4046	608	707		
for D-Code # 034210	1020 x 469	BR 4047	664	784		
for D-Code # 034812	1170 x 469	BR 4048	690	832		
Infobox: Space saving siphon # 005076 is recommended / Dividing system optional, lay-in component # UV 9845 / Please specify when ordering: - Handle variant, please see page 671						
Vanity unit wall-mounted						
2 drawers, upper drawer including cut-out for siphon and siphon cover						
for D-Code # 034265	620 x 469	BR 4145	862	971		
for D-Code # 034285	820 x 469	BR 4146	907	1.027		
for D-Code # 034210	1020 x 469	BR 4147	940	1.089		
for D-Code # 034812	1170 x 469	BR 4148	982	1.152		
Infobox: Space saving siphon # 005076 is recommended / Dividing system optional, lay-in component # UV 9845 / Please specify when ordering: - Handle variant, please see page 671						
Vanity unit floor-standing						
2 pull-out compartments						
for D-Code # 034265	620 x 469	BR 4425	907	1.040		
for D-Code # 034285	820 x 469	BR 4426	953	1.101		
for D-Code # 034210	1020 x 469	BR 4427	993	1.156		
for D-Code # 034812	1170 x 469	BR 4428	1.033	1.207		
Infobox: Installation only in combination with space saving siphon (# 005076 is recommended) / Dividing system optional, lay-in component # UV 9845 / Legs # BR 9793, BR9794 are recommended / Legs # UV 9993, UV 9994 are recommended / Legs not included in delivery, please order separately / Please specify when ordering: - Handle variant, please see page 671 - Leg variant, please see page 705						

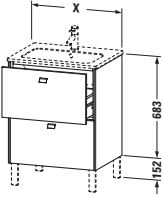
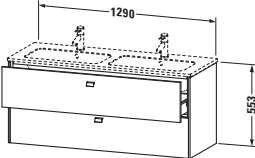
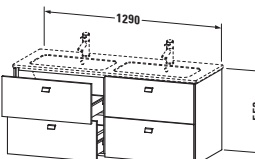
Brioso Design by Christian Werner

Description	mm	Model-No.	Euro		Euro	
			Pricegroup 1	Pricegroup 2		
 <p>Vanity unit wall-mounted 1 door for ME by Starck # 072343</p>	420 x 289	BR 4000 L/R	457	517		
Infobox: Please keep 50 mm space to the wall / Please specify when ordering: - hinges left (L) / right (R) - Handle variant, please see page 671						
 <p>Vanity unit floor-standing 1 door, 1 glass shelf for ME by Starck # 072343</p>	420 x 289	BR 4400 L/R	505	591		
Infobox: Legs # BR 9793, BR9794 are recommended / Legs # UV 9993, UV 9994 are recommended / Legs not included in delivery, please order separately / Please keep 50 mm space to the wall / Please specify when ordering: - hinges left (L) / right (R) - Handle variant, please see page 671 - Leg variant, please see page 705						
 <p>Vanity unit wall-mounted 1 pull-out compartment for ME by Starck # 233653</p>	520 x 419	BR 4227	563	652		
Infobox: Space saving siphon # 005076 is recommended / Dividing system optional, lay-in component # UV 9955 / Please specify when ordering: - Handle variant, please see page 671						
 <p>Vanity unit wall-mounted 2 drawers, upper drawer including cut-out for siphon and siphon cover for ME by Starck # 233653</p>	520 x 419	BR 4327	824	941		
Infobox: Space saving siphon # 005076 is recommended / Dividing system optional, lay-in component # UV 9955 / Please specify when ordering: - Handle variant, please see page 671						

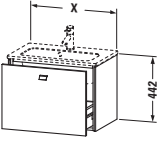
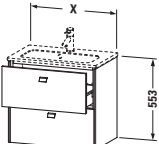
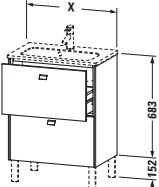
Brioso Design by Christian Werner

Description	mm	Model-No.	Euro		Euro	
			Pricegroup 1	Pricegroup 2		
 <p>Vanity unit floor-standing 2 pull-out compartments, upper pull-out compartment including cut-out for siphon and siphon cover for ME by Starck # 233653</p>	520 x 419	BR 4408	884	1.012		
Infobox: Space saving siphon # 005076 is recommended / Dividing system optional, lay-in component # UV 9955 / Legs # BR 9793, BR9794 are recommended / Legs # UV 9993, UV 9994 are recommended / Legs not included in delivery, please order separately / Please specify when ordering: - Handle variant, please see page 671 - Leg variant, please see page 705						
 <p>Vanity unit wall-mounted 1 pull-out compartment for ME by Starck # 233663 for ME by Starck # 233683 for ME by Starck # 233610 for ME by Starck # 233612, 236112</p>	620 x 479 820 x 479 1020 x 479 1220 x 479	BR 4001 BR 4002 BR 4003 BR 4004	581 608 664 690	670 707 784 832		
Infobox: Space saving siphon # 005076 is recommended / Dividing system optional, lay-in component # UV 9845 / Please specify when ordering: - Handle variant, please see page 671						
 <p>Vanity unit wall-mounted 2 drawers, upper drawer including cut-out for siphon and siphon cover for ME by Starck # 233663 for ME by Starck # 233683 for ME by Starck # 233610 for ME by Starck # 233612, 236112</p>	620 x 479 820 x 479 1020 x 479 1220 x 479	BR 4101 BR 4102 BR 4103 BR 4104	862 907 940 982	971 1.027 1.089 1.152		
Infobox: Space saving siphon # 005076 is recommended / Dividing system optional, lay-in component # UV 9845 / Please specify when ordering: - Handle variant, please see page 671						

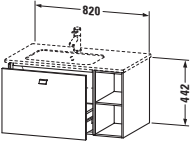
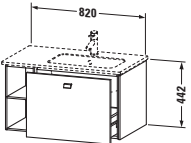
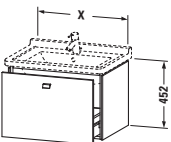
Brioso Design by Christian Werner

Description	mm	Model-No.	Euro		Euro	
			Pricegroup 1	Pricegroup 2		
						
Vanity unit floor-standing 2 pull-out compartments, upper pull-out compartment including cut-out for siphon and siphon cover						
for ME by Starck # 233663	620 x 479	BR 4401	907	1.040		
for ME by Starck # 233683	820 x 479	BR 4402	953	1.101		
for ME by Starck # 233610	1020 x 479	BR 4403	993	1.156		
for ME by Starck # 233612, 236112	1220 x 479	BR 4404	1.033	1.207		
Infobox: Space saving siphon # 005076 is recommended / Dividing system optional, lay-in component # UV 9845 / Legs # BR 9793, BR9794 are recommended / Legs # UV 9993, UV 9994 are recommended / Legs not included in delivery, please order separately / Please specify when ordering: - Handle variant, please see page 671 - Leg variant, please see page 705						
						
Vanity unit wall-mounted 2 drawers, upper drawer including cut-out for siphon and siphon cover						
for ME by Starck # 233613	1290 x 479	BR 4105	1.023	1.199		
Infobox: Space saving siphon # 005076 is recommended / Dividing system optional, lay-in component # UV 9845 / Please specify when ordering: - Handle variant, please see page 671						
						
Vanity unit wall-mounted 4 drawers, upper drawer including cut-out for siphon and siphon cover						
for ME by Starck # 233613	1290 x 479	BR 4106	1.513	1.693		
Infobox: Space saving siphon # 005076 is recommended / Dividing system optional, lay-in component # UV 9845 / Please specify when ordering: - Handle variant, please see page 671						

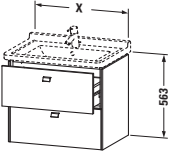
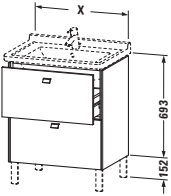
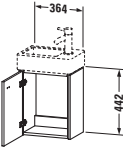
Brioso Design by Christian Werner

Description	mm	Model-No.	Euro		Euro	
			Pricegroup 1	Pricegroup 2		
 <p>Vanity unit wall-mounted compact 1 pull-out compartment</p> <p>for ME by Starck # 234263 620 x 389 BR 4010 581 661</p> <p>for ME by Starck # 234283 820 x 389 BR 4011 609 698</p> <p>Infobox: Space saving siphon # 005076 is recommended / Dividing system optional, lay-in component # UV 9955 / Please specify when ordering: - Handle variant, please see page 671</p>						
 <p>Vanity unit wall-mounted compact 2 drawers, upper drawer including cut-out for siphon and siphon cover</p> <p>for ME by Starck # 234263 620 x 389 BR 4110 860 969</p> <p>for ME by Starck # 234283 820 x 389 BR 4111 905 1.025</p> <p>Infobox: Space saving siphon # 005076 is recommended / Dividing system optional, lay-in component # UV 9955 / Please specify when ordering: - Handle variant, please see page 671</p>						
 <p>Vanity unit floor-standing compact 2 pull-out compartments, upper pull-out compartment including cut-out for siphon and siphon cover</p> <p>for ME by Starck # 234263 620 x 389 BR 4406 901 1.001</p> <p>for ME by Starck # 234283 820 x 389 BR 4407 948 1.081</p> <p>Infobox: Space saving siphon # 005076 is recommended / Dividing system optional, lay-in component # UV 9955 / # BR 9793 legs lacquered 2 pieces, if 4 pieces necessary please order 2 x 9793 / # UV 9993 chrome 2 pieces, if 4 pieces necessary please order 2 x # UV 9993 / Legs # BR 9794 and # UV 9994 are not suitable / Legs not included in delivery, please order separately / Please specify when ordering: - Handle variant, please see page 671 - Leg variant, please see page 705</p>						


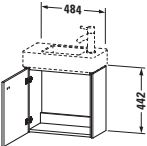
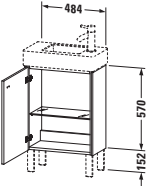
Brioso Design by Christian Werner

Description	mm	Model-No.	Euro	Euro	Euro	Euro
			Pricegroup 1	Pricegroup 2		
 <p>Vanity unit wall-mounted 1 pull-out compartment, Shelf element laterally for ME by Starck # 234583 bowl on left side</p>	820 x 479	BR 4012	1.006	1.165		
Infobox: Space saving siphon # 005076 is recommended / Dividing system optional, lay-in component # UV 9845 / Please specify when ordering: - Handle variant, please see page 671						
 <p>Vanity unit wall-mounted 1 pull-out compartment, Shelf element laterally for ME by Starck # 234683 bowl on right side</p>	820 x 479	BR 4014	1.006	1.165		
Infobox: Space saving siphon # 005076 is recommended / Dividing system optional, lay-in component # UV 9845 / Please specify when ordering: - Handle variant, please see page 671						
 <p>Vanity unit wall-mounted 1 pull-out compartment</p>						
for Starck 3 # 030470	670 x 469	BR 4041	581	670		
for Starck 3 # 030480	820 x 469	BR 4042	608	707		
for Starck 3 # 030410	1020 x 469	BR 4043	664	784		
for Starck 3 # 033213	1220 x 469	BR 4044	690	832		
Infobox: Space saving siphon # 005076 is recommended / Dividing system optional, lay-in component # UV 9845 / Please specify when ordering: - Handle variant, please see page 671						

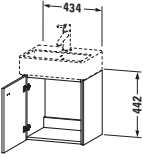
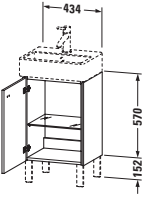
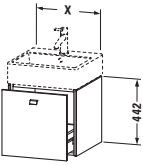
Brioso Design by Christian Werner

Description	mm	Model-No.	Euro		Euro	
			Pricegroup 1	Pricegroup 2		
 <p>Vanity unit wall-mounted 2 drawers, upper drawer including cut-out for siphon and siphon cover</p>						
for Starck 3 # 030470	670 x 469	BR 4141	862	971		
for Starck 3 # 030480	820 x 469	BR 4142	907	1.027		
for Starck 3 # 030410	1020 x 469	BR 4143	940	1.089		
for Starck 3 # 033213	1220 x 469	BR 4144	982	1.152		
Infobox: Space saving siphon # 005076 is recommended / Dividing system optional, lay-in component # UV 9845 / Please specify when ordering: - Handle variant, please see page 671						
 <p>Vanity unit floor-standing 2 pull-out compartments, upper pull-out compartment including cut-out for siphon and siphon cover</p>						
for Starck 3 # 030470	670 x 469	BR 4421	907	1.040		
for Starck 3 # 030480	820 x 469	BR 4422	953	1.101		
for Starck 3 # 030410	1020 x 469	BR 4423	993	1.156		
for Starck 3 # 033213	1220 x 469	BR 4424	1.033	1.207		
Infobox: Space saving siphon # 005076 is recommended / Dividing system optional, lay-in component # UV 9845 / Legs # BR 9793, BR9794 are recommended / Legs # UV 9993, UV 9994 are recommended / Legs not included in delivery, please order separately / Please specify when ordering: - Handle variant, please see page 671 - Leg variant, please see page 705						
 <p>Vanity unit wall-mounted 1 door</p>						
for Vero Air # 072438	364 x 239	BR 4049 L/R	452	511		
Infobox: Please keep 50 mm space to the wall / Please specify when ordering: - hinges left (L) / right (R) - Handle variant, please see page 671						

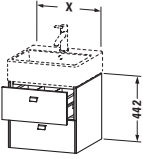
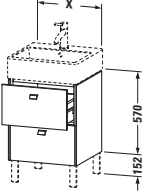

Brioso Design by Christian Werner

Description	mm	Model-No.	Euro		Euro	
			Pricegroup 1	Pricegroup 2		
 <p>Vanity unit floor-standing 1 door, 1 glass shelf for Vero Air # 072438</p>	364 x 239	BR 4429 L/R	477	537		
<p>Infobox: Legs are recommended / # BR 9793 legs lacquered 2 pieces, if 4 pieces necessary please order 2 x 9793 / # UV 9993 chrome 2 pieces, if 4 pieces necessary please order 2 x # UV 9993 / Legs # BR 9794 and # UV 9994 are not suitable / Legs not included in delivery, please order separately / Please keep 50 mm space to the wall / Please specify when ordering:</p> <ul style="list-style-type: none"> - hinges left (L) / right (R) - Handle variant, please see page 671 - Leg variant, please see page 705 						
 <p>Vanity unit wall-mounted 1 door for Vero Air # 072450</p>	484 x 239	BR 4051 L/R	452	511		
<p>Infobox: Please keep 50 mm space to the wall / Please specify when ordering:</p> <ul style="list-style-type: none"> - hinges left (L) / right (R) - Handle variant, please see page 671 						
 <p>Vanity unit floor-standing 1 door, 1 glass shelf for Vero Air # 072450</p>	484 x 239	BR 4431 L/R	482	553		
<p>Infobox: Legs # BR 9793, BR9794 are recommended / Legs # UV 9993, UV 9994 are recommended / Legs not included in delivery, please order separately / Please keep 50 mm space to the wall / Please specify when ordering:</p> <ul style="list-style-type: none"> - hinges left (L) / right (R) - Handle variant, please see page 671 - Leg variant, please see page 705 						



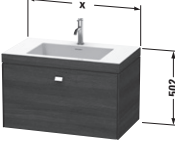
Brioso Design by Christian Werner

Description	mm	Model-No.	Euro		Euro	
			Pricegroup 1	Pricegroup 2		
						
Vanity unit wall-mounted						
1 door						
for Vero Air # 072445	434 x 339	BR 4050 L/R	467	532		
Infobox: Please keep 50 mm space to the wall / Please specify when ordering: - hinges left (L) / right (R) - Handle variant, please see page 671						
						
Vanity unit floor-standing						
1 door,						
1 glass shelf						
for Vero Air # 072445	434 x 339	BR 4430 L/R	501	581		
Infobox: Legs are recommended / # BR 9793 legs lacquered 2 pieces, if 4 pieces necessary please order 2 x 9793 / # UV 9993 chrome 2 pieces, if 4 pieces necessary please order 2 x # UV 9993 / Legs # BR 9794 and # UV 9994 are not suitable / Legs not included in delivery, please order separately / Please keep 50 mm space to the wall / Please specify when ordering: - hinges left (L) / right (R) - Handle variant, please see page 671 - Leg variant, please see page 705						
						
Vanity unit wall-mounted						
1 pull-out compartment						
for Vero Air # 235050	484 x 459	BR 4052	598	678		
for Vero Air # 235060	584 x 459	BR 4053	614	699		
for Vero Air # 235070	684 x 459	BR 4054	640	730		
for Vero Air # 235080	784 x 459	BR 4055	657	752		
for Vero Air # 235010	984 x 459	BR 4056	683	788		
for Vero Air # 235012	1184 x 459	BR 4057	714	828		
Infobox: Space saving siphon # 005076 is recommended / Dividing system optional, lay-in component # UV 9845 / Please specify when ordering: - Handle variant, please see page 671						

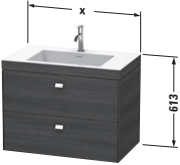
Brioso Design by Christian Werner

Description	mm	Model-No.	Euro		Euro	
			Pricegroup 1	Pricegroup 2		
						
Vanity unit wall-mounted						
2 drawers, upper drawer including cut-out for siphon and siphon cover						
for Vero Air # 235050	484 x 459	BR 4152	856	936		
for Vero Air # 235060	584 x 459	BR 4153	876	962		
for Vero Air # 235070	684 x 459	BR 4154	906	999		
for Vero Air # 235080	784 x 459	BR 4155	933	1.029		
for Vero Air # 235010	984 x 459	BR 4156	968	1.075		
for Vero Air # 235012	1184 x 459	BR 4157	1.004	1.120		
Infobox: Space saving siphon # 005076 is recommended / Dividing system optional, lay-in component # UV 9845 / Please specify when ordering: - Handle variant, please see page 671						
						
Vanity unit floor-standing						
2 pull-out compartments						
for Vero Air # 235050	484 x 459	BR 4432	905	1.030		
for Vero Air # 235060	584 x 459	BR 4433	925	1.057		
for Vero Air # 235070	684 x 459	BR 4434	951	1.093		
for Vero Air # 235080	784 x 459	BR 4435	982	1.130		
for Vero Air # 235010	984 x 459	BR 4436	1.022	1.184		
for Vero Air # 235012	1184 x 459	BR 4437	1.061	1.237		
Infobox: Installation only in combination with space saving siphon (# 005076 is recommended) / Dividing system optional, lay-in component # UV 9845 / Legs not included in delivery, please order separately / Legs # UV 9993, UV 9994 are recommended / Legs # BR 9793, BR9794 are recommended / Please specify when ordering: - Handle variant, please see page 671 - Leg variant, please see page 705						
						
Vanity unit wall-mounted compact						
1 pull-out compartment						
for Vero Air # 236860	584 x 389	BR 4228	608	686		
Infobox: Space saving siphon # 005076 is recommended / Dividing system optional, lay-in component # UV 9955 / Please specify when ordering: - Handle variant, please see page 671						

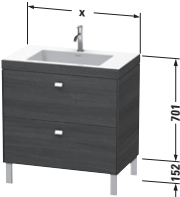
Brioso Design by Christian Werner

Description	mm	Model-No.	Euro		Euro	
			Pricegroup 1	Pricegroup 2	Euro	Euro
 <p>Vanity unit wall-mounted compact 2 drawers, upper drawer including cut-out for siphon and siphon cover for Vero Air # 236860</p>	584 x 389	BR 4328	862	947		
Infobox: Space saving siphon # 005076 is recommended / Dividing system optional, lay-in component # UV 9955 / Please specify when ordering: - Handle variant, please see page 671						
 <p>Vanity unit floor-standing compact 2 pull-out compartments, upper pull-out compartment including cut-out for siphon and siphon cover for Vero Air # 236860</p>	584 x 389	BR 4409	915	1.046		
Infobox: Installation only in combination with space saving siphon (# 005076 is recommended) / Dividing system optional, lay-in component # UV 9955 / # BR 9793 legs lacquered 2 pieces, if 4 pieces necessary please order 2 x 9793 / # UV 9993 chrome 2 pieces, if 4 pieces necessary please order 2 x # UV 9993 / Legs # BR 9794 and # UV 9994 are not suitable / Legs not included in delivery, please order separately / Please specify when ordering: - Handle variant, please see page 671 - Leg variant, please see page 705						
 <p>Furniture washbasin c-bonded with vanity wall mounted 1 pull-out compartment, furniture washbasin Vero Air included, without overflow, with tap platform, ceramic covered slotted waste included, space saving siphon included</p>						
	600 x 480	BR 4600 N/O	1.617	1.716		
	800 x 480	BR 4601 N/O	1.788	1.898		
	1000 x 480	BR 4602 N/O	1.853	1.975		
	1200 x 480	BR 4603 N/O	2.103	2.236		
Infobox: This product is only available in the combination with the ceramic series Vero Air and the furniture series Brioso / The vanity unit is permanently bonded to the washbasin and delivered together as one unit / Washbasin not available in WonderGliss / Ceramic is attached to the wall via a separate enclosed mounting rail, hanger bolts for the mounting rail are not included in the delivery, follow mounting instructions / Dividing system optional, lay-in component # UV 9845 / Description of furniture washbasin c-bonded on page 671 / Please specify when ordering: - tap hole (N = without tap hole: ☒, O = with one tap hole: ●) - Handle variant, please see page 671						

Brioso Design by Christian Werner

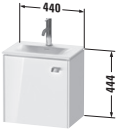



Description	mm	Model-No.	Euro		Euro	
			Pricegroup 1	Pricegroup 2		
 <p>Furniture washbasin c-bonded with vanity wall mounted 2 drawers, upper drawer including cut-out for siphon and siphon cover, furniture washbasin Vero Air included, without overflow, with tap platform, ceramic covered slotted waste included, space saving siphon included</p>	600 x 480	BR 4605 N/O	1.951	2.066		
	800 x 480	BR 4606 N/O	2.130	2.257		
	1000 x 480	BR 4607 N/O	2.209	2.343		
	1200 x 480	BR 4608 N/O	2.446	2.595		

Infobox: This product is only available in the combination with the ceramic series Vero Air and the furniture series Brioso / The vanity unit is permanently bonded to the washbasin and delivered together as one unit / Washbasin not available in WonderGliss / Ceramic is attached to the wall via a separate enclosed mounting rail, hanger bolts for the mounting rail are not included in the delivery, follow mounting instructions / Dividing system optional, lay-in component # UV 9845 / Description of furniture washbasin c-bonded on page 671 / Please specify when ordering:
 - tap hole (N = without tap hole: ☒, O = with one tap hole: ●)
 - Handle variant, please see page 671


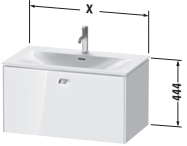
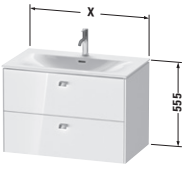
 <p>Furniture washbasin c-bonded with vanity floor standing 2 pull-out compartments, furniture washbasin Vero Air included, without overflow, with tap platform, ceramic covered slotted waste included, space saving siphon included</p>	600 x 480	BR 4700 N/O	2.000	2.118		
	800 x 480	BR 4701 N/O	2.183	2.316		
	1000 x 480	BR 4702 N/O	2.246	2.396		
	1200 x 480	BR 4703 N/O	2.514	2.678		

Infobox: This product is only available in the combination with the ceramic series Vero Air and the furniture series Brioso / The vanity unit is permanently bonded to the washbasin and delivered together as one unit / Washbasin not available in WonderGliss / Ceramic is attached to the wall via a separate enclosed mounting rail, hanger bolts for the mounting rail are not included in the delivery, follow mounting instructions / Dividing system optional, lay-in component # UV 9845 / Legs # UV 9993, UV 9994 are recommended / Legs # BR 9793, BR9794 are recommended / Legs not included in delivery, please order separately / Description of furniture washbasin c-bonded on page 671 / Please specify when ordering:
 - tap hole (N = without tap hole: ☒, O = with one tap hole: ●)
 - Handle variant, please see page 671
 - Leg variant, please see page 705

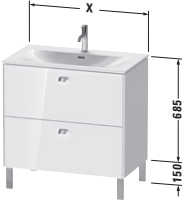


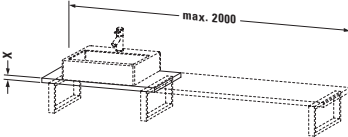
Brioso Design by Christian Werner

Description	mm	Model-No.	Euro		Euro	
			Pricegroup 1	Pricegroup 2		
						
Vanity unit wall-mounted 1 door for Viu # 073345	440 x 310	BR 4208 L/R	457	517		
Infobox: Please keep 50 mm space to the wall / Please specify when ordering: - hinges left (L) / right (R) - Handle variant, please see page 671						
						
Vanity unit floor-standing 1 door, 1 glass shelf for Viu # 073345	440 x 310	BR 4508 L/R	505	591		
Infobox: Legs # BR 9793, BR9794 are recommended / Legs # UV 9993, UV 9994 are recommended / Legs not included in delivery, please order separately / Please keep 50 mm space to the wall / Please specify when ordering: - hinges left (L) / right (R) - Handle variant, please see page 671 - Leg variant, please see page 705						
						
Vanity unit wall-mounted 1 pull-out compartment for Viu # 234453	520 x 419	BR 4209	566	651		
Infobox: Installation only in combination with space saving siphon (# 005076 is recommended) / Dividing system optional, lay-in component # UV 9955 / Please specify when ordering: / Please keep 50 mm space to the wall - Handle variant, please see page 671						
						
Vanity unit wall-mounted 2 drawers, upper drawer including cut-out for siphon and siphon cover for Viu # 234453	520 x 419	BR 4309	840	944		
Infobox: Installation only in combination with space saving siphon (# 005076 is recommended) / Dividing system optional, lay-in component # UV 9955 / Please specify when ordering: - Handle variant, please see page 671						

Brioso Design by Christian Werner

Description	mm	Model-No.	Euro		Euro	
			Pricegroup 1	Pricegroup 2		
 <p>Vanity unit floor-standing 2 pull-out compartments, upper pull-out compartment including cut-out for siphon and siphon cover for Viu # 234453</p>	520 x 419	BR 4509	884	1.009		
Infobox: Space saving siphon # 005076 is recommended / Dividing system optional, lay-in component # UV 9955 / Legs # UV 9993, UV 9994 are recommended / Legs # BR 9793, BR9794 are recommended / Legs not included in delivery, please order separately / Please specify when ordering: - Handle variant, please see page 671 - Leg variant, please see page 705						
 <p>Vanity unit wall-mounted 1 pull-out compartment for Viu # 234463 for Viu # 234473 for Viu # 234483 for Viu # 234410 for Viu # 234412</p>	620 x 479 720 x 479 820 x 479 1020 x 479 1220 x 479	BR 4210 BR 4211 BR 4212 BR 4213 BR 4214	581 595 608 664 690	670 689 707 784 832		
Infobox: Installation only in combination with space saving siphon (# 005076 is recommended) / Dividing system optional, lay-in component # UV 9845 / Please specify when ordering: - Handle variant, please see page 671						
 <p>Vanity unit wall-mounted 2 drawers, upper drawer including cut-out for siphon and siphon cover for Viu # 234463 for Viu # 234473 for Viu # 234483 for Viu # 234410 for Viu # 234412</p>	620 x 479 720 x 479 820 x 479 1020 x 479 1220 x 479	BR 4310 BR 4311 BR 4312 BR 4313 BR 4314	862 885 907 940 982	971 1.000 1.027 1.089 1.152		
Infobox: Installation only in combination with space saving siphon (# 005076 is recommended) / Dividing system optional, lay-in component # UV 9845 / Please specify when ordering: - Handle variant, please see page 671						

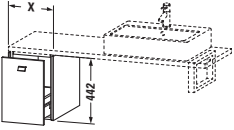
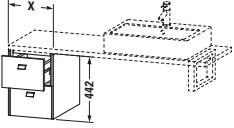
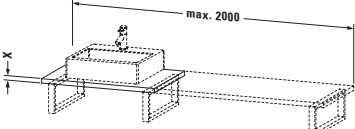
Brioso Design by Christian Werner

Description	mm	Model-No.	Euro		Euro	
			Pricegroup 1	Pricegroup 2		
 <p>Vanity unit floor-standing 2 pull-out compartments, upper pull-out compartment including cut-out for siphon and siphon cover</p>						
for Viu # 234463	620 x 479	BR 4510	907	1.040		
for Viu # 234473	720 x 479	BR 4511	930	1.070		
for Viu # 234483	820 x 479	BR 4512	953	1.101		
for Viu # 234410	1020 x 479	BR 4513	993	1.156		
for Viu # 234412	1220 x 479	BR 4514	1.033	1.207		
<p>Infobox: Space saving siphon # 005076 is recommended / Dividing system optional, lay-in component # UV 9845 / Legs # UV 9993, UV 9994 are recommended / Legs # BR 9793, BR9794 are recommended / Legs not included in delivery, please order separately / Please specify when ordering: - Handle variant, please see page 671 - Leg variant, please see page 705</p>						
 <p>Dividing system Individual and retrofittable dividing system with cover, Black diamond</p>						
for vanity unit	115 x 270	UV 9955	132			
 <p>Dividing system Individual and retrofittable dividing system with cover, Black diamond</p>						
for vanity unit	115 x 320	UV 9845	137			
 <p>Console for above counter basin and countertop basin compact 1 console with one cut-out, Width maximum 2000 mm</p>						
basic price till 800 mm, 30 mm thickness 480		BR 104C	417	435		
price per section of 100 mm			19	22		
basic price till 800 mm, 45 mm thickness 480		BR 100C	434	452		
price per section of 100 mm			28	30		
<p>Infobox: Console tops delivered uncut possible / Console less than 800 mm, be possible on request / Please specify when ordering: - overall width - dimension between axes from left side - model-no ceramic and min. width, please see page 1053-1055 - exactly position of floor cabinets / console supports - Please indicate exact measurements and drawings: furniture order sheet on page 1056 is required.</p>						

Brioso Design by Christian Werner

Description	mm	Model-No.	Euro		Euro	
			Pricegroup 1	Pricegroup 2		
Console for above counter basin and countertop basin compact						
1 console with two cut-outs, Width maximum 2000 mm						
basic price till 800 mm, 30 mm thickness 480		BR 105C	453	472		
price per section of 100 mm			19	22		
basic price till 800 mm, 45 mm thickness 480		BR 101C	470	489		
price per section of 100 mm			28	30		
Infobox: Console tops delivered uncut possible / Console less than 800 mm, be possible on request / Please specify when ordering: - overall width - dimension between axes from left side - model.-no ceramic and min. width, please see page 1053-1055 - exactly position of floor cabinets / console supports - Please indicate exact measurements and drawings: furniture order sheet on page 1056 is required.						
Vanity unit for console compact						
1 pull-out compartment						
	620 x 480	BR 5100	616	704		
	720 x 480	BR 5101	632	724		
	820 x 480	BR 5102	644	742		
	920 x 480	BR 5103	675	777		
	1020 x 480	BR 5104	699	806		
Infobox: Space saving siphon # 005076 is recommended / Console not included in delivery, please order separately / Please keep 20 mm space to the wall for niche application / Dividing system optional, lay-in component # UV 9846 / Please specify when ordering: - Handle variant, please see page 671 - Model-no. ceramic, please see page 1033/1034						
Vanity unit for console compact						
2 drawers, upper drawer including cut-out for siphon and siphon cover						
	620 x 480	BR 5105	877	966		
	720 x 480	BR 5106	893	986		
	820 x 480	BR 5107	913	1.010		
	920 x 480	BR 5108	934	1.038		
	1020 x 480	BR 5109	950	1.058		
Infobox: Space saving siphon # 005076 is recommended / Console not included in delivery, please order separately / Please keep 20 mm space to the wall for niche application / Dividing system optional, lay-in component # UV 9846 / Please specify when ordering: - Handle variant, please see page 671 - Model-no. ceramic, please see page 1033/1034						

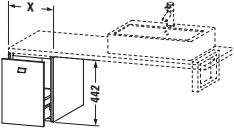
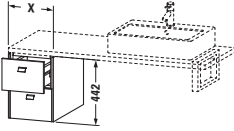


Brioso Design by Christian Werner

Description	mm	Model-No.	Euro		Euro	
			Pricegroup 1	Pricegroup 2		
						
Low cabinet for console compact						
1 pull-out compartment						
	320 x 480	BR 5120	587	653		
	420 x 480	BR 5121	592	664		
	520 x 480	BR 5122	605	681		
	620 x 480	BR 5123	617	704		
	720 x 480	BR 5143	629	720		
	820 x 480	BR 5124	641	734		
Infobox: Console not included in delivery, please order separately / Please keep 20 mm space to the wall for niche application / Dividing system optional, lay-in component # UV 9846 / Please specify when ordering: - Handle variant, please see page 671						
						
Low cabinet for console compact						
2 drawers						
	320 x 480	BR 5125	744	815		
	420 x 480	BR 5126	755	830		
	520 x 480	BR 5127	770	847		
	620 x 480	BR 5128	783	868		
	720 x 480	BR 5148	801	890		
	820 x 480	BR 5129	819	913		
Infobox: Console not included in delivery, please order separately / Please keep 20 mm space to the wall for niche application / Dividing system optional, lay-in component # UV 9846 / Please specify when ordering: - Handle variant, please see page 671						
						
Console for above counter basin and countertop basin						
1 console with one cut-out, Width maximum 2000 mm						
	basic price till 800 mm, 30 mm thickness 550	BR 106C	424	440		
	price per section of 100 mm		20	23		
	basic price till 800 mm, 45 mm thickness 550	BR 102C	442	458		
	price per section of 100 mm		29	32		
Infobox: Console tops delivered uncut possible / Console less than 800 mm, be possible on request / Please specify when ordering: - overall width - dimension between axes from left side - model.-no ceramic and min. width, please see page 1053-1055 - exactly position of floor cabinets / console supports - Please indicate exact measurements and drawings: furniture order sheet on page 1056 is required.						


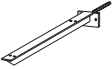
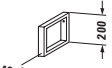


Brioso Design by Christian Werner

Description	mm	Model-No.	Euro		Euro	
			Pricegroup 1	Pricegroup 2		
Console for above counter basin and countertop basin						
1 console with two cut-outs, Width maximum 2000 mm						
basic price till 800 mm, 30 mm thickness 550		BR 107C	460	480		
price per section of 100 mm			20	23		
basic price till 800 mm, 45 mm thickness 550		BR 103C	479	499		
price per section of 100 mm			29	32		
Infobox: Console tops delivered uncut possible / Console less than 800 mm, be possible on request / Please specify when ordering: - overall width - dimension between axes from left side - model.-no ceramic and min. width, please see page 1053-1055 - exactly position of floor cabinets / console supports - Please indicate exact measurements and drawings: furniture order sheet on page 1056 is required.						
Vanity unit for console						
1 pull-out compartment						
	620 x 550	BR 5110	627	723		
	720 x 550	BR 5111	643	743		
	820 x 550	BR 5112	656	761		
	920 x 550	BR 5113	687	797		
	1020 x 550	BR 5114	707	826		
Infobox: Space saving siphon # 005076 is recommended / Console not included in delivery, please order separately / Please keep 20 mm space to the wall for niche application / Dividing system optional, lay-in component # UV 9846 / Please specify when ordering: - Handle variant, please see page 671 - Model.-no. ceramic, please see page 1035/1037						
Vanity unit for console						
2 drawers, upper drawer including cut-out for siphon and siphon cover						
	620 x 550	BR 5115	889	985		
	720 x 550	BR 5116	906	1.007		
	820 x 550	BR 5117	925	1.030		
	920 x 550	BR 5118	948	1.058		
	1020 x 550	BR 5119	966	1.081		
Infobox: Space saving siphon # 005076 is recommended / Console not included in delivery, please order separately / Please keep 20 mm space to the wall for niche application / Dividing system optional, lay-in component # UV 9846 / Please specify when ordering: - Handle variant, please see page 671 - Model.-no. ceramic, please see page 1035/1037						

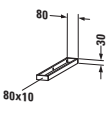
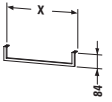
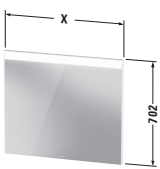
Brioso Design by Christian Werner

Description	mm	Model-No.	Euro		Euro	
			Pricegroup 1	Pricegroup 2		
 <p>Low cabinet for console 1 pull-out compartment</p>						
	320 x 550	BR 5130	597	674		
	420 x 550	BR 5131	602	685		
	520 x 550	BR 5132	615	703		
	620 x 550	BR 5133	630	722		
	720 x 550	BR 5154	641	738		
	820 x 550	BR 5134	652	753		
Infobox: Console not included in delivery, please order separately / Please keep 20 mm space to the wall for niche application / Dividing system optional, lay-in component # UV 9846 / Please specify when ordering: - Handle variant, please see page 671						
 <p>Low cabinet for console 2 drawers</p>						
	320 x 550	BR 5135	754	833		
	420 x 550	BR 5136	767	851		
	520 x 550	BR 5137	781	868		
	620 x 550	BR 5138	795	888		
	720 x 550	BR 5159	814	912		
	820 x 550	BR 5139	832	933		
Infobox: Console not included in delivery, please order separately / Please keep 20 mm space to the wall for niche application / Dividing system optional, lay-in component # UV 9846 / Please specify when ordering: - Handle variant, please see page 671						
 <p>Body trim individual for installation for body 480 mm / 550 mm depths, width minimum 20 mm - maximum 100 mm</p>						
	16	BR 5199	199	209		
Infobox: Please specify when ordering: - Width dimension - Body colour						
 <p>Dividing system Individual and retrofittable dividing system with cover, Black diamond for vanity unit for console and low cabinet for console</p>						
	115 x 370	UV 9846	142			

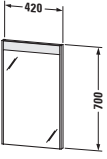
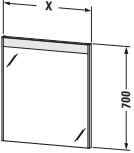
Brioso Design by Christian Werner

Description	mm	Model-No.	Euro	Euro	Euro	Euro
			Pricegroup 1	Pricegroup 2		
 <p>Console Support 1 console support-bracket, for installation beneath console 480 mm / 550 mm depths Black diamond, powder-coated</p>	40 x 425	UV 9902	114			
 <p>Console support 100 mm wall installation 1 console support (depth without pin), for installation beneath console 480 mm / 550 mm depths Black diamond, powder-coated</p>	90 x 420	UV 9926	117			
Infobox: For using the console support for a dry lining wall, it's necessary to arm the wall						
 <p>Console support compact 1 console support-towel rail, for installation beneath console 480 mm depth chrome</p>	40 x 455	UV 9917	186			
 <p>Console Support 1 console support-towel rail, for installation beneath console 550 mm depth chrome</p>	40 x 480	UV 9903	189			
 <p>Towel rail compact for installation on the side of console 480 mm depth chrome</p>	80 x 478	UV 9959	198			
Infobox: Towel rail can not be mounted on console later						

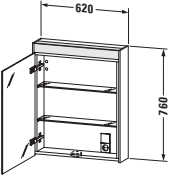
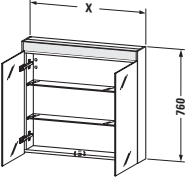
Brioso Design by Christian Werner

Description	mm	Model-No.	Euro		Euro	
			Pricegroup 1	Pricegroup 2		
 <p>Towel rail for installation on the side of console 550 mm depth chrome</p>	80 x 548	UV 9960	214			
Infobox: Towel rail can not be mounted on console later						
 <p>Towel rail under consoles, under trims, square tube, chromed, 14 mm</p>	500 1000	UV 9985 UV 9986	191 254			
 <p>Mirror with lighting IP 44, LED single light field, external switch, LED (lifespan > 30.000 hours), LED module fixed install, Energy class: A+ LED module 4000 Kelvin light colour,</p>	420 x 45 620 x 45 820 x 45 1020 x 45 1220 x 45 1320 x 45	BR 7020 BR 7021 BR 7022 BR 7023 BR 7024 BR 7025	428 452 509 580 639 734	446 473 533 607 669 766		
Infobox: on/off function only with external wall switch possible						

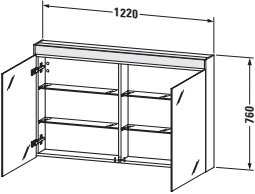
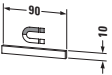
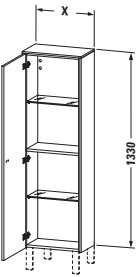
Brioso Design by Christian Werner

Description	mm	Model-No.	Euro		Euro	
			Pricegroup 1	Pricegroup 2		
 <p>Mirror with lighting „sensor“ - version, IP 44, LED single light field, LED dimming function, 1 sensor switch bottom right, LED light for washbasin area, LED (lifespan > 30.000 hours), LED module fixed install, Energy class: A+ LED module 4000 Kelvin light colour, 12 W</p>	420 x 35	BR 7000	684	700		
Infobox: Distance between sensor and reflecting surfaces = minimum 75 mm						
 <p>Mirror with lighting „sensor“ - version, IP 44, LED single light field, LED dimming function, 1 sensor switch bottom right, defog system with Auto-Off function, LED light for washbasin area, LED (lifespan > 30.000 hours), LED module fixed install, Energy class: A+</p>						
LED module 4000 Kelvin light colour, 18 W	620 x 35	BR 7001	836	857		
LED module 4000 Kelvin light colour, 24 W	820 x 35	BR 7002	955	979		
LED module 4000 kelvin light colour, 31 W	1020 x 35	BR 7003	1.084	1.111		
LED module 4000 kelvin light colour, 37 W	1220 x 35	BR 7004	1.185	1.215		
LED module 4000 Kelvin light colour, 40 W	1320 x 35	BR 7005	1.303	1.336		
Infobox: Distance between sensor and reflecting surfaces = minimum 75 mm / Sensor switches lighting and heating at the same time						

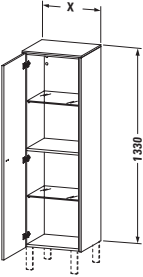
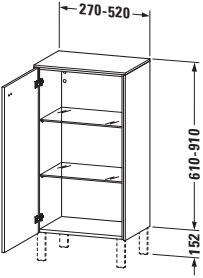
Brioso Design by Christian Werner

Description	mm	Model-No.	Euro		Euro	
			Pricegroup 1	Pricegroup 2		
 <p>Mirror cabinet IP 44, 1 mirror door, back panel inside mirror glass, 2 glass shelves, 1 switch-plug unit inside right, LED light for washbasin area, LED (lifespan > 30.000 hours), LED module fixed install, Energy class: A+ LED module 4000 kelvin light colour, 8 W</p>	620 x 148	BR 7101 L/R	1.212	1.236		
Infobox: Please specify when ordering: - hinges left (L) / right (R)						
 <p>Mirror cabinet IP 44, 2 mirror doors, back panel inside mirror glass, 2 glass shelves, 1 switch-plug unit inside right, LED light for washbasin area, LED (lifespan > 30.000 hours), LED module fixed install, Energy class: A+ LED module 4000 kelvin light colour, 11 W</p>	820 x 148	BR 7102	1.290	1.312		
<p>LED module 4000 kelvin light colour, 14 W</p>	1020 x 148	BR 7103	1.392	1.415		

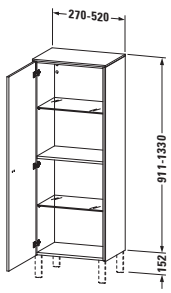
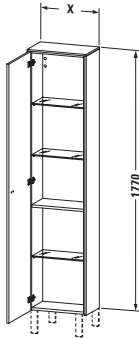
Brioso Design by Christian Werner

Description	mm	Model-No.	Euro		Euro	
			Pricegroup 1	Pricegroup 2		
 <p>Mirror cabinet IP 44, 2 mirror doors, back panel inside mirror glass, 4 glass shelves, 1 switch-plug unit inside right, LED light for washbasin area, LED (lifespan > 30.000 hours), LED module fixed install, Energy class: A+ LED module 4000 kelvin light colour, 17 W</p>	1220 x 148	BR 7104	1.551	1.615		
 <p>Magnetic strip in polished stainless steel</p>	90 x 5	UV 9709	54			
Infobox: The magnetic strip can be applied individually to the body, back side or mirror door by using a mirror adhesive tape. Please consider the decrease of respective storage space during installation.						
 <p>Semi-tall cabinet 1 door, 1 wooden shelf, 2 glass shelves</p>	420 x 240 520 x 240	BR 1300 L/R BR 1301 L/R	714 734	876 912		
Infobox: Please keep 50 mm space to the wall / In case of extension to furniture a space of 50 mm is necessary / Legs are recommended / Legs not included in delivery, please order separately / # BR 9793 legs lacquered 2 pieces, if 4 pieces necessary please order 2 x 9793 / # UV 9993 chrome 2 pieces, if 4 pieces necessary please order 2 x # UV 9993 / Legs # BR 9794 and # UV 9994 are not suitable / Please specify when ordering: - hinges left (L) / right (R) - Handle variant, please see page 671 - Leg variant, please see page 705						

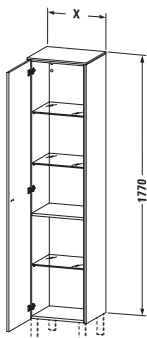
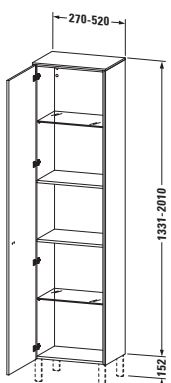
Brioso Design by Christian Werner

Description	mm	Model-No.	Euro		Euro	
			Pricegroup 1	Pricegroup 2		
						
Semi-tall cabinet						
1 door,						
1 wooden shelf,						
2 glass shelves						
	420 x 360	BR 1310 L/R	736	938		
	520 x 360	BR 1311 L/R	758	977		
Infobox: Please keep 50 mm space to the wall / In case of extension to furniture a space of 50 mm is necessary / Legs are recommended / Legs not included in delivery, please order separately / # BR 9793 legs lacquered 2 pieces, if 4 pieces necessary please order 2 x 9793 / # UV 9993 chrome 2 pieces, if 4 pieces necessary please order 2 x # UV 9993 / Legs # BR 9794 and # UV 9994 are not suitable / Please specify when ordering: <ul style="list-style-type: none"> - hinges left (L) / right (R) - Handle variant, please see page 671 - Leg variant, please see page 705 						
						
Semi tall cabinet individual						
1 door,						
2 glass shelves,						
Height minimum 610 mm - maximum 910 mm,						
Width minimum 270 mm - maximum 520 mm,						
Depth minimum 196 mm - maximum 359 mm						
		BR 1340 L/R	751	923		
Infobox: Please keep 50 mm space to the wall / In case of extension to furniture a space of 50 mm is necessary / Legs are recommended / Legs not included in delivery, please order separately / # BR 9793 legs lacquered 2 pieces, if 4 pieces necessary please order 2 x 9793 / # UV 9993 chrome 2 pieces, if 4 pieces necessary please order 2 x # UV 9993 / Legs # BR 9794 and # UV 9994 are not suitable / fixed handle position from the top edge of the door is always 63 mm / Please specify when ordering: <ul style="list-style-type: none"> - hinges left (L) / right (R) - height - width - depth - Handle variant, please see page 671 - Leg variant, please see page 705 						

Brioso Design by Christian Werner

Description	mm	Model-No.	Euro	Euro	Euro	Euro
			Pricegroup 1	Pricegroup 2		
 <p>Semi tall cabinet individual 1 door, 1 wooden shelf, 2 glass shelves, Height minimum 911 mm - maximum 1330 mm, Width minimum 270 mm - maximum 520 mm, Depth minimum 196 mm - maximum 359 mm</p>						
		BR 1341 L/R	776	988		
<p>Infobox: Please keep 50 mm space to the wall / In case of extension to furniture a space of 50 mm is necessary / Legs are recommended / Legs not included in delivery, please order separately / # BR 9793 legs lacquered 2 pieces, if 4 pieces necessary please order 2 x # 9793 / # UV 9993 chrome 2 pieces, if 4 pieces necessary please order 2 x # UV 9993 / Legs # BR 9794 and # UV 9994 are not suitable / fixed handle position from the bottom edge of the door is always 664 mm / Please specify when ordering:</p> <ul style="list-style-type: none"> - hinges left (L) / right (R) - height - width - depth - Handle variant, please see page 671 - Leg variant, please see page 705 						
 <p>Tall cabinet 1 door, 1 wooden shelf, 3 glass shelves</p>						
	420 x 240	BR 1320 L/R	797	984		
	520 x 240	BR 1321 L/R	822	1.038		
<p>Infobox: Please keep 50 mm space to the wall / In case of extension to furniture a space of 50 mm is necessary / Legs are recommended / Legs not included in delivery, please order separately / # BR 9793 legs lacquered 2 pieces, if 4 pieces necessary please order 2 x # 9793 / # UV 9993 chrome 2 pieces, if 4 pieces necessary please order 2 x # UV 9993 / Legs # BR 9794 and # UV 9994 are not suitable / Please specify when ordering:</p> <ul style="list-style-type: none"> - hinges left (L) / right (R) - Handle variant, please see page 671 - Leg variant, please see page 705 						

Brioso Design by Christian Werner

Description	mm	Model-No.	Euro		Euro	
			Pricegroup 1	Pricegroup 2		
 <p>Tall cabinet 1 door, 1 wooden shelf, 3 glass shelves</p>	<p>420 x 360 520 x 360</p>	<p>BR 1330 L/R BR 1331 L/R</p>	<p>833 857</p>	<p>1.079 1.122</p>		
<p>Infobox: Please keep 50 mm space to the wall / In case of extension to furniture a space of 50 mm is necessary / Legs are recommended / Legs not included in delivery, please order separately / # BR 9793 legs lacquered 2 pieces, if 4 pieces necessary please order 2 x 9793 / # UV 9993 chrome 2 pieces, if 4 pieces necessary please order 2 x # UV 9993 / Legs # BR 9794 and # UV 9994 are not suitable / Please specify when ordering: - hinges left (L) / right (R) - Handle variant, please see page 671 - Leg variant, please see page 705</p>						
 <p>Tall cabinet individual 1 door, 2 wooden shelves, 2 glass shelves, Height minimum 1331 mm - maximum 2010 mm, Width minimum 270 mm - maximum 520 mm, Depth minimum 196 mm - maximum 359 mm</p>		<p>BR 1342 L/R</p>	<p>901</p>	<p>1.184</p>		
<p>Infobox: Please keep 50 mm space to the wall / In case of extension to furniture a space of 50 mm is necessary / Legs are recommended / Legs not included in delivery, please order separately / # BR 9793 legs lacquered 2 pieces, if 4 pieces necessary please order 2 x 9793 / # UV 9993 chrome 2 pieces, if 4 pieces necessary please order 2 x # UV 9993 / Legs # BR 9794 and # UV 9994 are not suitable / Please specify when ordering: - hinges left (L) / right (R) - height - width - depth - Handle variant, please see page 671 - Leg variant, please see page 705</p>						

Brioso Design by Christian Werner

Description	mm	Model-No.	Euro			
			Pricegroup 1	Pricegroup 2		
Plinth leg						
Chrome, 2 pieces	152 x 44 x 10	UV 9993	125			
Plinth leg						
Chrome, 4 pieces	152 x 44 x 10	UV 9994	217			
Plinth leg						
Leg lacquered 2 pieces	152 x 44 x 10	BR 9793	126			
Plinth leg						
Leg lacquered 4 pieces	152 x 44 x 10	BR 9794	230			

Cape Cod Design by Philippe Starck

Product Information

Metal frame	Steel	Chrome	Basic material: Steel square tube hollow profile with surface in chrome polish.
Console Shelf	Real wood massive Pricegroup 1	76 European Oak solid wood 81 White Beech solid wood	Basic material: Massive wooden board lacquered transparent.
	Real wood massive Pricegroup 2	77 American Walnut solid wood	Basic material: Massive wooden board lacquered transparent.
	Lacquer Pricegroup 3	85 White High Gloss	Basic material: High-compressed MDF board. Lacquered opaque in several coats. Edge material: ABS-Edge material (lacquered).
	Real wood massive Pricegroup 4	95 Vintage Oak solid wood	Basic material: Massive wooden board lacquered transparent. Massive wooden boards are unique with top quality, differences in colour and structure may occur.
Front Body	Lacquer Pricegroup 3	85 White High Gloss	Basic material: High-compressed MDF board. Lacquered opaque in several coats. Edge material: ABS-Edge material (lacquered).
Mirror			LED light technology, 3500 Kelvin light colour. Sensor switch bottom right for on/off function. Including LED-dimming function.
Edges mirror ground plate		Aluminium white powdered	Basic material: High-compressed MDF board directly coated. Edge material: ABS-Edge material (lacquered).
Defogger (optional)			With this system there will be no mist on a defined mirror area. Defogger activation coincides with the switching on and off of the mirrors's light. If the mirror is already misted up (defogger off) it takes about 5 minutes for demisting. Auto-Off function after 60 minutes. 1 piece defogger 200 x 400 mm centred

Cape Cod Design by Philippe Starck

Ordering Sample





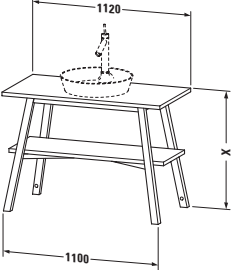
Cape Cod

Vanity unit floor-standing
Mirror with lighting

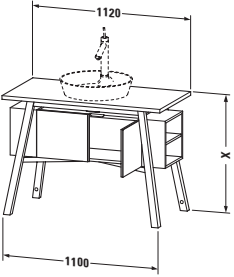

85 White High Gloss

Description	Remark	Quantity	Model-No.
1 Vanity unit floor-standing	Width 700 mm	1	# CC 9534 0 85 85
2 Mirror with lighting	Width 450 mm	1	# CC 9643 0 00 00
C Washbowl Cape Cod	400 x 360 mm (oval)	1	# 232840 00 00
F C.1 single lever basin mixer L		1	# C11030

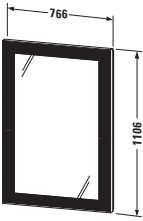
Cape Cod Design by Philippe Starck

Description	mm	Model-No.	Euro			
			Pricegroup 1	Pricegroup 2	Pricegroup 3	Pricegroup 4
						
Vanity unit floor-standing 1 console, 1 shelf below						
	700 x 480	CC 9534			2.129	
Infobox: Only available in surface 85 White High Gloss / Design siphon #005036 is recommended / Please specify when ordering: - Model-no. ceramic, please see page 1038						
						
Vanity unit floor-standing 1 shelf below for Cape Cod # 233970						
	700 x 500	CC 9535			2.062	
Infobox: Only available in surface 85 White High Gloss / Design siphon # 005036 is recommended						
						
Vanity unit floor-standing 1 console, 1 shelf below						
	1120 x 570	CC 9532	3.407	4.241	3.407	5.300
Infobox: Design siphon #005036 is recommended / In combination with ceramic # 233950 Position tap hole on the right side / Please specify when ordering: - Model-no. ceramic, please see page 1038						

Cape Cod Design by Philippe Starck

Description	mm	Model-No.	Euro			
			Pricegroup 1	Pricegroup 2	Pricegroup 3	Pricegroup 4
 <p>Vanity unit floor-standing 1 console, 1 Furniture with doors and shelf elements laterally</p>	1120 x 570	CC 9533			6.233	
Infobox: Space saving siphon # 005076 is recommended / Only available in surface 85 White High Gloss / In combination with ceramic # 233950 Position tap hole on the right side / Please specify when ordering: - Model-no. ceramic, please see page 1038						
 <p>Mirror with lighting IP 44, LED dimming function, LED (lifespan > 30.000 hours), LED module fixed install, 1 sensor switch bottom right, Energy class: A+ LED module 3500 Kelvin light colour, 33 W</p>	450 x 45	CC 9643	2.070			
<p>Additional modules defog system with Auto-Off function mirror widths 450 mm 19 W</p>		UV 9666	134			
Infobox: Distance between sensor and reflecting surfaces = minimum 75 mm						

Cape Cod Design by Philippe Starck

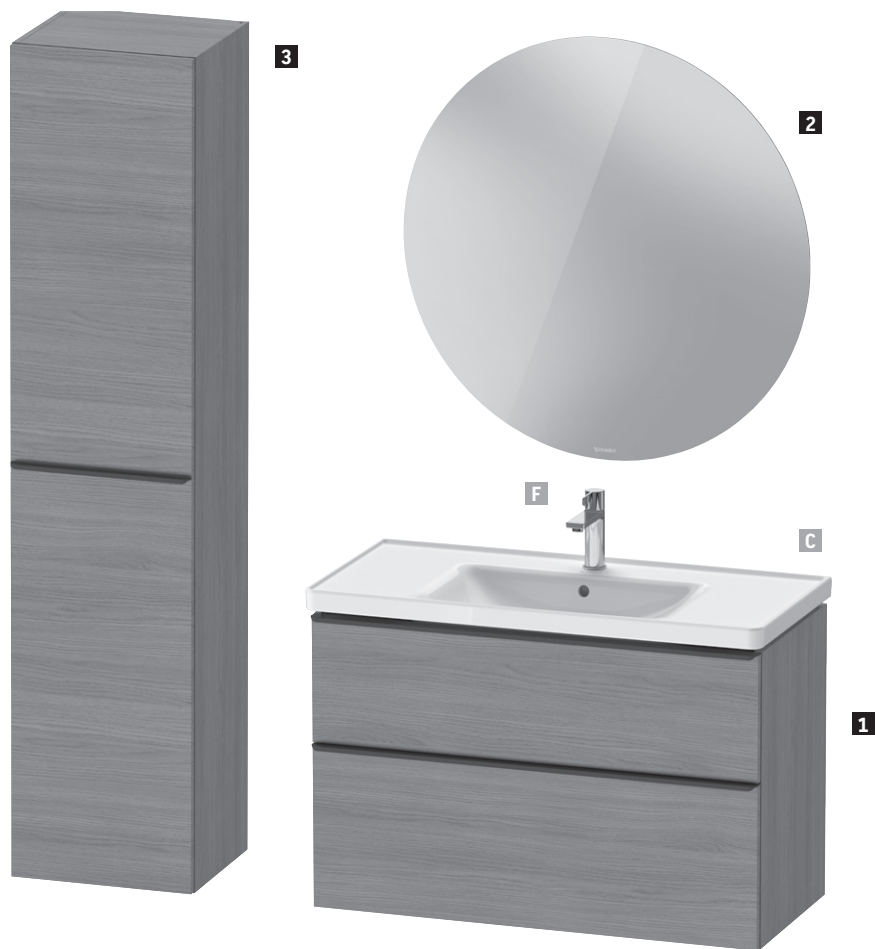
Description	mm	Model-No.	Euro			
			Pricegroup 1	Pricegroup 2	Pricegroup 3	Pricegroup 4
						
Mirror with lighting IP 44, LED dimming function, LED (lifespan > 30.000 hours), LED module fixed install, 1 sensor switch bottom right, Energy class: A+						
LED module 3500 kelvin light colour, 54 W	766 x 60	CC 9641	3.595			
Additional modules defog system with Auto-Off function mirror widths 600, 620, 650, 750, 766 mm, mirror Ø 700, 900 mm 19 W		UV 9847	134			
Infobox: Distance between sensor and reflecting surfaces = minimum 75 mm						

D-Neo Design by Bertrand Lejoly

Product information

Body Front Console	Decor Pricegroup 1	07 Concrete Grey Matt 16 Black Oak 18 White Matt 21 Walnut Dark 30 Natural Oak 35 Oak Terra 43 Basalt Matt 49 Graphite Matt 53 Chestnut Dark 79 Natural Walnut 91 Taupe Matt	Basic material: High-compressed three-ply chipboard, directly coated with melamine resin decor on both sides. Edge material: ABS-Edge material.
	Decor Pricegroup 2	22 White High Gloss 75 Linen	Basic material: High-compressed three-ply chipboard, directly coated with melamine resin decor on both sides. Edge material: ABS-Edge material.
Individual dividing system # UV 9845, UV 9846, # UV 9955		Diamond black	Individual and retrofittable dividing system with cover. The interior system has no fixed position and is freely positionable within the drawer. Measurements: Width x Height x Depth = 115 mm x 45 mm x drawer depth. Material: Foil covered medium density fibre board (MDF) with anti-slip covering on the bottom.
Handles furniture		Diamond black	Aluminum lacquered
Body mirror cabinet	Decor Pricegroup 1	White matt	Glass
Edges mirror (LED cover for mirrors with ambient light)	Decor Pricegroup 1	White matt (translucent)	Plastic
Edges mirror (Edge profiles for mirrors with single light field)	Decor Pricegroup 1	White matt powdered	Plastic
Mirror with lighting			LED light technology, 4000 Kelvin light color. On / Off function only with external switch.
Mirror cabinet with lighting			LED light technology, 4000 Kelvin light color. On / Off function only with external switch. Built-in only together with built-in set.
Magnetic strip mirror cabinet # UV 9709		Stainless steel	Magnetic fixing bar inside mirror cabinet as bracket for metallic bathroom accessoires.

D-Neo Design by Bertrand Lejoly

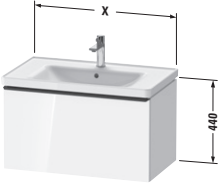
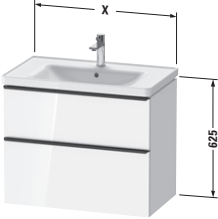
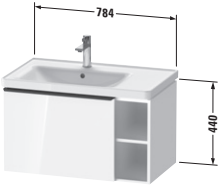
Ordering Sample

D-Neo

Vanity unit wall-mounted
Tall cabinet
Mirror with lighting

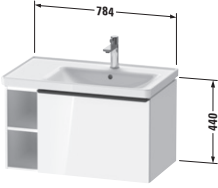
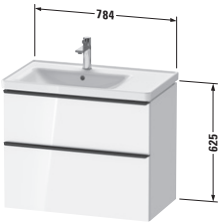
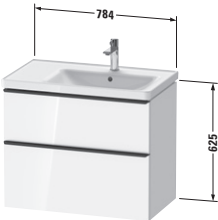
35 Oak Terra
35 Oak Terra

Description	Remark	Quantity	Model-No.
1 Vanity unit wall-mounted	Width 984 mm	1	# DE 4356 0 35 35
2 Mirror with LED lighting	Ø 900 mm	1	# LM 7853 0 00 00
3 Tall cabinet wall-mounted	Height 1760 mm	1	# DE 1328 L 35 35
Individual dividing system with cover	retrofitable	1	# UV 9845 0 00 00
C D-Neo	Width 1000 mm	1	# 236710 00 00
F D-Neo single lever basin mixer	Size M	1	# DE 1020


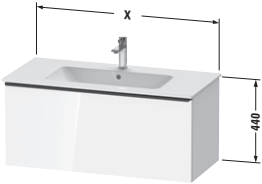
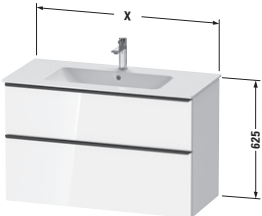
D-Neo Design by Bertrand Lejoly

Description	mm	Model-No.	Euro		Euro	
			Pricegroup 1	Pricegroup 2		
 <p>Vanity unit wall-mounted 1 pull-out compartment</p>						
for D-Neo # 236765	634 x 452	DE 4254	679	782		
for D-Neo # 236780, 236980, 237080	784 x 452	DE 4255	706	811		
for D-Neo # 236710	984 x 452	DE 4256	739	848		
Infobox: Installation only in combination with space saving siphon (# 005076 is recommended) / Dividing system optional, lay-in component # UV 9845						
 <p>Vanity unit wall-mounted 1 drawer, 1 pull-out compartment, upper drawer including cut-out for siphon and siphon cover</p>						
for D-Neo # 236765	634 x 452	DE 4354	885	1.017		
for D-Neo # 236780	784 x 452	DE 4355	926	1.061		
for D-Neo # 236710	984 x 452	DE 4356	961	1.107		
Infobox: Dividing system optional, lay-in component # UV 9845						
 <p>Vanity unit wall-mounted 1 pull-out compartment, Shelf element laterally</p>						
for D-Neo # 236980 bowl on left side	784 x 452	DE 4258	913	1.041		
Infobox: Installation only in combination with space saving siphon (# 005076 is recommended) / Dividing system optional, lay-in component # UV 9845						

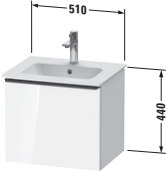
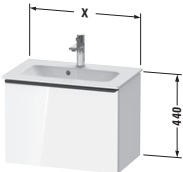
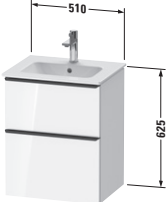
D-Neo Design by Bertrand Lejoly

Description	mm	Model-No.	Euro		Euro	
			Pricegroup 1	Pricegroup 2		
 <p>Vanity unit wall-mounted 1 pull-out compartment, Shelf element laterally for D-Neo # 237080 bowl on right side</p>	784 x 452	DE 4257	913	1.041		
Infobox: Installation only in combination with space saving siphon (# 005076 is recommended) / Dividing system optional, lay-in component # UV 9845						
 <p>Vanity unit wall-mounted 1 drawer, 1 pull-out compartment, upper drawer including cut-out for siphon and siphon cover for D-Neo # 236980 bowl on left side</p>	784 x 452	DE 4357	926	1.061		
Infobox: Dividing system optional, lay-in component # UV 9845						
 <p>Vanity unit wall-mounted 1 drawer, 1 pull-out compartment, upper drawer including cut-out for siphon and siphon cover for D-Neo # 237080 bowl on right side</p>	784 x 452	DE 4358	926	1.061		
Infobox: Dividing system optional, lay-in component # UV 9845						

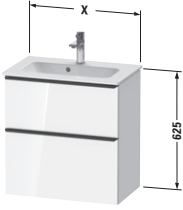
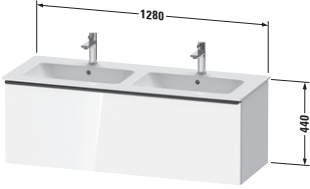
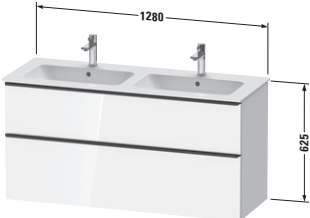
D-Neo Design by Bertrand Lejoly

Description	mm	Model-No.	Euro	Euro	Euro	Euro
			Pricegroup 1	Pricegroup 2		
						
Vanity unit wall-mounted						
1 door						
for ME by Starck # 072343	410 x 274	DE 4259 L/R	470	546		
Infobox: Space saving siphon # 005076 is recommended / Please keep 50 mm space to the wall / Please specify when ordering: - Hinges left (L) / right (R)						
						
Vanity unit wall-mounted						
1 pull-out compartment						
for ME by Starck # 233663	610 x 462	DE 4261	678	779		
for ME by Starck # 233683, 234583, 234683	810 x 462	DE 4262	710	814		
for ME by Starck # 233610	1010 x 462	DE 4263	741	845		
for ME by Starck # 233612, 236112	1210 x 462	DE 4264	769	891		
Infobox: Installation only in combination with space saving siphon (# 005076 is recommended) / Dividing system optional, lay-in component # UV 9845						
						
Vanity unit wall-mounted						
1 drawer, 1 pull-out compartment, upper drawer including cut-out for siphon and siphon cover						
for ME by Starck # 233663	610 x 462	DE 4361	883	1.020		
for ME by Starck # 233683	810 x 462	DE 4362	926	1.056		
for ME by Starck # 233610	1010 x 462	DE 4363	972	1.115		
for ME by Starck # 233612, 236112	1210 x 462	DE 4364	1.011	1.160		
Infobox: Dividing system optional, lay-in component # UV 9845						

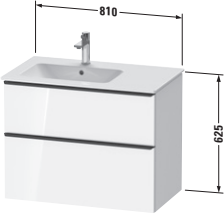
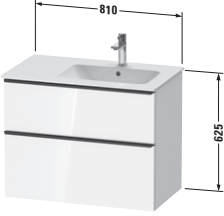

D-Neo Design by Bertrand Lejoly

Description	mm	Model-No.	Euro		Euro	
			Pricegroup 1	Pricegroup 2		
						
Vanity unit wall-mounted 1 pull-out compartment for ME by Starck # 233653	510 x 402	DE 4260	625	719		
Infobox: Installation only in combination with space saving siphon (# 005076 is recommended) / Dividing system optional, lay-in component # UV 9845						
						
Vanity unit wall-mounted compact 1 pull-out compartment for ME by Starck # 234263 for ME by Starck # 234283	610 x 372 810 x 372	DE 4268 DE 4269	669 698	747 801		
Infobox: Installation only in combination with space saving siphon (# 005076 is recommended) / Dividing system optional, lay-in component # UV 9955						
						
Vanity unit wall-mounted 1 drawer, 1 pull-out compartment, upper drawer including cut-out for siphon and siphon cover for ME by Starck # 233653	510 x 402	DE 4360	861	974		
Infobox: Dividing system optional, lay-in component # UV 9845						

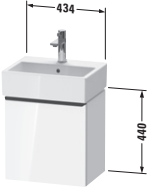

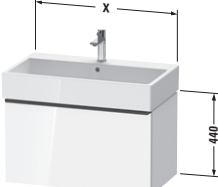
D-Neo Design by Bertrand Lejoly

Description	mm	Model-No.	Euro	Euro	Euro	Euro
			Pricegroup 1	Pricegroup 2		
						
Vanity unit wall-mounted compact 1 drawer, 1 pull-out compartment, upper drawer including cut-out for siphon and siphon cover						
for ME by Starck # 234263	610 x 372	DE 4368	874	974		
for ME by Starck # 234283	810 x 372	DE 4369	920	1.046		
Infobox: Dividing system optional, lay-in component # UV 9955						
						
Vanity unit wall-mounted 1 pull-out compartment						
for ME by Starck # 233613	1280 x 462	DE 4265	800	897		
Infobox: Installation only in combination with space saving siphon (# 005076 is recommended) / Dividing system optional, lay-in component # UV 9845						
						
Vanity unit wall-mounted 1 drawer, 1 pull-out compartment, upper drawer including cut-out for siphon and siphon cover						
for ME by Starck # 233613	1280 x 462	DE 4365	1.062	1.217		
Infobox: Dividing system optional, lay-in component # UV 9845						

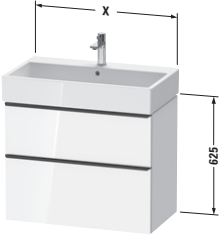
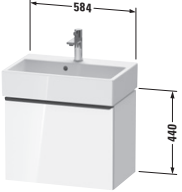
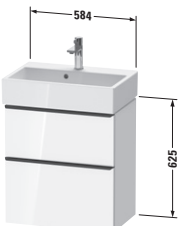
D-Neo Design by Bertrand Lejoly

Description	mm	Model-No.	Euro		Euro	
			Pricegroup 1	Pricegroup 2		
 <p>Vanity unit wall-mounted 1 drawer, 1 pull-out compartment, upper drawer including cut-out for siphon and siphon cover for ME by Starck # 234583 bowl on left side</p>	810 x 462	DE 4366	926	1.056		
Infobox: Dividing system optional, lay-in component # UV 9845						
 <p>Vanity unit wall-mounted 1 drawer, 1 pull-out compartment, upper drawer including cut-out for siphon and siphon cover for ME by Starck # 234683 bowl on right side</p>	810 x 462	DE 4367	926	1.056		
Infobox: Dividing system optional, lay-in component # UV 9845						
 <p>Vanity unit wall-mounted 1 door for Vero Air # 072438</p>	364 x 222	DE 4218 L/R	455	503		
Infobox: Space saving siphon # 005076 is recommended / Please keep 50 mm space to the wall / Please specify when ordering: - hinges left (L) / right (R)						





D-Neo Design by Bertrand Lejoly

Description	mm	Model-No.	Euro	Euro	Euro	Euro
			Pricegroup 1	Pricegroup 2		
						
Vanity unit wall-mounted						
1 door						
for Vero Air # 072445	434 x 322	DE 4217 L/R	508	579		
Infobox: Space saving siphon # 005076 is recommended / Please keep 50 mm space to the wall / Please specify when ordering: - hinges left (L) / right (R)						
						
Vanity unit wall-mounted						
1 door						
for Vero Air # 072450	484 x 222	DE 4219 L/R	477	536		
Infobox: Space saving siphon # 005076 is recommended / Please keep 50 mm space to the wall / Please specify when ordering: - hinges left (L) / right (R)						
						
Vanity unit wall-mounted						
1 pull-out compartment						
for Vero Air # 235050	484 x 442	DE 4270	697	786		
for Vero Air # 235060	584 x 442	DE 4271	712	807		
for Vero Air # 235070	684 x 442	DE 4272	734	828		
for Vero Air # 235080	784 x 442	DE 4273	752	852		
for Vero Air # 235010	984 x 442	DE 4274	795	898		
for Vero Air # 235012	1184 x 442	DE 4275	842	963		
Infobox: Space saving siphon # 005076 is recommended / Dividing system optional, lay-in component # UV 9845						

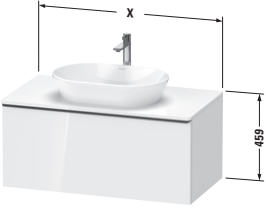
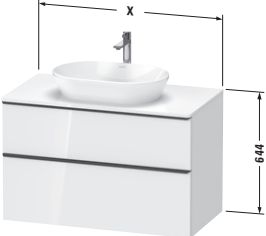
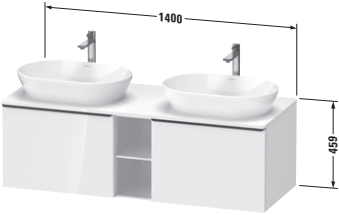
D-Neo Design by Bertrand Lejoly

Description	mm	Model-No.	Euro		Euro	
			Pricegroup 1	Pricegroup 2		
 <p>Vanity unit wall-mounted 1 drawer, 1 pull-out compartment, upper drawer including cut-out for siphon and siphon cover</p>						
for Vero Air # 235050	484 x 442	DE 4370	911	992		
for Vero Air # 235060	584 x 442	DE 4371	939	1.050		
for Vero Air # 235070	684 x 442	DE 4372	966	1.084		
for Vero Air # 235080	784 x 442	DE 4373	993	1.118		
for Vero Air # 235010	984 x 442	DE 4374	1.052	1.162		
for Vero Air # 235012	1184 x 442	DE 4375	1.112	1.255		
Infobox: Dividing system optional, lay-in component # UV 9845 from width 684 mm						
 <p>Vanity unit wall-mounted compact 1 pull-out compartment</p>						
for Vero Air # 236860	584 x 372	DE 4229	690	777		
Infobox: Space saving siphon # 005076 is recommended / Dividing system optional, lay-in component # UV 9955						
 <p>Vanity unit wall-mounted compact 1 drawer, 1 pull-out compartment, upper drawer including cut-out for siphon and siphon cover</p>						
for Vero Air # 236860	584 x 372	DE 4329	872	974		

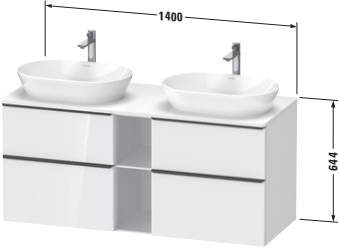



D-Neo Design by Bertrand Lejoly

Description	mm	Model-No.	Euro		Euro	
			Pricegroup 1	Pricegroup 2		
 <p>Vanity unit wall-mounted compact 1 open compartment on the right side, 1 console with one cut-out</p>	800 x 480	DE 4918	596	725		
	1000 x 480	DE 4919	620	774		
	Infobox: Installation only in combination with space saving siphon (# 005076 is recommended) / Please specify when ordering: - Model-no. ceramic, please see page 1039/1040					
 <p>Vanity unit wall-mounted compact 1 open compartment on the left side, 1 console with one cut-out</p>	800 x 480	DE 4938	596	725		
	1000 x 480	DE 4939	620	774		
	Infobox: Installation only in combination with space saving siphon (# 005076 is recommended) / Please specify when ordering: - Model-no. ceramic, please see page 1039/1040					
 <p>Vanity unit wall-mounted 1 open compartment on the right side, 1 console with one cut-out</p>	800 x 550	DE 4928	606	752		
	1000 x 550	DE 4929	634	808		
	Infobox: Installation only in combination with space saving siphon (# 005076 is recommended) / Please specify when ordering: - Model-no. ceramic, please see page 1039/1040					
 <p>Vanity unit wall-mounted 1 open compartment on the left side, 1 console with one cut-out</p>	800 x 550	DE 4958	606	752		
	1000 x 550	DE 4959	634	808		
	Infobox: Installation only in combination with space saving siphon (# 005076 is recommended) / Please specify when ordering: - Model-no. ceramic, please see page 1039/1040					


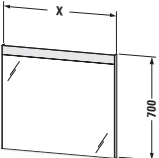
D-Neo Design by Bertrand Lejoly

Description	mm	Model-No.	Euro		Euro	
			Pricegroup 1	Pricegroup 2		
 <p>Vanity unit wall-mounted 1 pull-out compartment, 1 console with one cut-out</p>	800 x 550	DE 4947	787	954		
	1000 x 550	DE 4948	817	1.017		
	1200 x 550	DE 4949	908	1.099		
	Infobox: Space saving siphon # 005076 is recommended / Dividing system optional, lay-in component # UV 9846 / Please specify when ordering: - Model-no. ceramic, please see page 1039/1040					
 <p>Vanity unit wall-mounted 1 drawer, 1 pull-out compartment, upper drawer including cut-out for siphon and siphon cover, 1 console with one cut-out</p>	800 x 550	DE 4967	1.092	1.251		
	1000 x 550	DE 4968	1.153	1.318		
	1200 x 550	DE 4969	1.215	1.391		
	Infobox: Space saving siphon # 005076 is recommended / Dividing system optional, lay-in component # UV 9846 / Please specify when ordering: - Model-no. ceramic, please see page 1039/1040					
 <p>Vanity unit wall-mounted 2 pull-out compartments, 1 opened shelf incl. wooden floor, 1 countertop with one cut-out or two cut-outs</p>	1400 x 550	DE 4950 L/R/B	1.307	1.646		
	Infobox: Space saving siphon # 005076 is recommended / Dividing system optional, lay-in component # UV 9846 / Please specify when ordering: - L/R/B = washbasin left, right or on both sides possible - Model-no. ceramic, please see page 1039/1040					

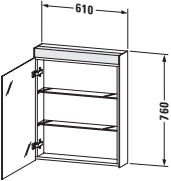
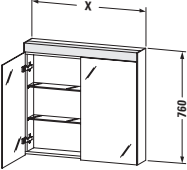
D-Neo Design by Bertrand Lejoly

Description	mm	Model-No.	Euro	Euro	Euro	Euro
			Pricegroup 1	Pricegroup 2		
 <p>Vanity unit wall-mounted 2 drawers, 2 pull-out compartments, drawer beneath basin including cut-out for siphon and siphon cover, 1 opened shelf incl. wooden floor, 1 countertop with one cut-out or two cut-outs</p>	1400 x 550	DE 4970 L/R/B	1.830	2.111		
Infobox: Space saving siphon # 005076 is recommended / Dividing system optional, lay-in component # UV 9846 / Please specify when ordering: - L/R/B = washbasin left, right or on both sides possible - Model-no. ceramic, please see page 1039/1040						
 <p>Dividing system Individual and retrofittable dividing system with cover, Black diamond for vanity unit</p>	115 x 320	UV 9845	137			
 <p>Dividing system Individual and retrofittable dividing system with cover, Black diamond for vanity unit for console and low cabinet for console</p>	115 x 370	UV 9846	142			
 <p>Dividing system Individual and retrofittable dividing system with cover, Black diamond for vanity unit</p>	115 x 270	UV 9955	132			

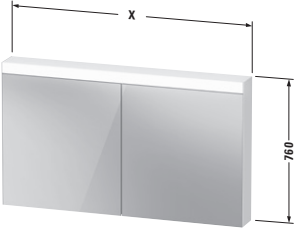
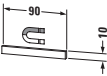

D-Neo Design by Bertrand Lejoly

Description	mm	Model-No.	Euro	Euro	Euro	Euro
			Pricegroup 1	Pricegroup 2		
 <p>Mirror with lighting „good“ - version, IP 44, LED ambient light (circular), external switch, LED (lifespan > 30.000 hours), LED module fixed install, Energy class: A+</p>						
LED module 4000 kelvin light colour, 31 W	700 x 34	LM 7851	687			
LED module 4000 kelvin light colour, 41 W	900 x 34	LM 7853	826			
Infobox: available from stock / on/off function only with external wall switch possible						
 <p>Mirror with lighting „good“ - version, IP 44, LED single light field, external switch, LED (lifespan > 30.000 hours), LED module fixed install, Energy class: A+</p>						
LED module 4000 Kelvin light colour, 7 W	400 x 35	LM 7834	418			
LED module 4000 Kelvin light colour, 10 W	600 x 35	LM 7835	443			
LED module 4000 Kelvin light colour, 13 W	800 x 35	LM 7836	497			
LED module 4000 Kelvin light colour, 16 W	1000 x 35	LM 7837	568			
LED module 4000 Kelvin light colour, 19 W	1200 x 35	LM 7838	626			
LED module 4000 kelvin light colour, 21 W	1300 x 35	LM 7839	704			
LED module 4000 kelvin light colour, 22 W	1400 x 35	LM 7844	794			
Infobox: available from stock / on/off function only with external wall switch possible / only mains voltage 220V -240V possible						

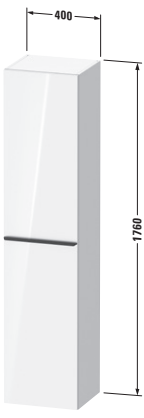
D-Neo Design by Bertrand Lejoly

Description	mm	Model-No.	Euro	Euro	Euro	Euro
			Pricegroup 1	Pricegroup 2		
 <p>Mirror cabinet „good“ - version, IP 44, 1 mirror door, 2 glass shelves, external switch, built-in only together with built-in set, LED (lifespan > 30.000 hours), LED module fixed install, Energy class: A+ LED module 4000 Kelvin light colour, 10 W</p>	610 x 148	LM 7820 L/R	1.001			
Infobox: available from stock / on/off function only with external wall switch possible / only mains voltage 220V -240V possible / Built-in set please see page 886 / Please specify when ordering: - Hinges left (L) / right (R) - built-in yes / no						
 <p>Mirror cabinet „good“ - version, IP 44, 2 mirror doors, 2 glass shelves, external switch, built-in only together with built-in set, LED (lifespan > 30.000 hours), LED module fixed install, Energy class: A+ LED module 4000 Kelvin light colour, 13 W</p>	810 x 148	LM 7821	1.076			
<p>LED module 4000 Kelvin light colour, 16 W</p>	1010 x 148	LM 7822	1.177			
Infobox: available from stock / on/off function only with external wall switch possible / only mains voltage 220V -240V possible / Built-in set please see page 886 / Please specify when ordering: - built-in yes / no						

D-Neo Design by Bertrand Lejoly

Description	mm	Model-No.	Euro		Euro	
			Pricegroup 1	Pricegroup 2		
						
Mirror cabinet „good“ - version, IP 44, 2 mirror doors, 4 glass shelves, external switch, built-in only together with built-in set, LED (lifespan > 30.000 hours), LED module fixed install, Energy class: A+ LED module 4000 Kelvin light colour, 19 W	1210 x 148	LM 7823	1.321			
LED module 4000 kelvin light colour, 21 W	1310 x 148	LM 7854	1.521			
Infobox: available from stock / on/off function only with external wall switch possible / only mains voltage 220V -240V possible / Built-in set please see page 886 / Please specify when ordering: - built-in yes / no						
						
Magnetic strip in polished stainless steel	90 x 5	UV 9709	54			
Infobox: The magnetic strip can be applied individually to the body, back side or mirror door by using a mirror adhesive tape. Please consider the decrease of respective storage space during installation.						
						
Semi-tall cabinet 1 door, 4 glass shelves	400 x 240	DE 1318 L/R	734	913		
Infobox: Please keep 50 mm space to the wall / In case of extension to furniture a space of 50 mm is necessary / Please specify when ordering: - hinges left (L) / right (R)						

D-Neo Design by Bertrand Lejoly

Description	mm	Model-No.	Euro		Euro	
			Pricegroup 1	Pricegroup 2		
 <p>Tall cabinet 1 door, 5 glass shelves</p>	400 x 360	DE 1328 L/R	825	1.051		

Infobox: Please keep 50 mm space to the wall / In case of extension to furniture a space of 50 mm is necessary / Please specify when ordering:
- hinges left (L) / right (R)

DuraStyle Design by Matteo Thun & Antonio Rodriguez

Product Information

Front Body Front Bi-Colour Wall board	Decor Pricegroup 1	07 Concrete Grey Matt 16 Black Oak 18 White Matt 21 Walnut Dark 30 Natural Oak 35 Oak Terra 43 Basalt Matt 49 Graphite Matt 53 Chestnut Dark 79 Natural Walnut 91 Taupe Matt	Basic material: High-compressed three-ply chipboard, directly coated with melamine resin decor on both sides. Handle cover integrated, execution corpus colour. Edge material: ABS-Edge material.
	Decor Pricegroup 2	22 White High Gloss 75 Linen	Basic material: High-compressed three-ply chipboard, directly coated with melamine resin decor on both sides. Handle cover integrated, execution corpus colour. Edge material: ABS-Edge material.
Body Bi-Colour	Decor Pricegroup 1	18 White Matt 43 Basalt Matt	Basic material: High-compressed three-ply chipboard, directly coated with melamine resin decor on both sides. Handle cover integrated, execution corpus colour. Edge material: ABS-Edge material.
Console	Decor Pricegroup 1	07 Concrete Grey Matt 16 Black Oak 18 White Matt 21 Walnut Dark 30 Natural Oak 35 Oak Terra 43 Basalt Matt 49 Graphite Matt 53 Chestnut Dark 79 Natural Walnut 91 Taupe Matt	Basic material: High-compressed three-ply chipboard, with laminate (HPL) pressed on both sides. Underside console: (57) Black Diamond. Edge material: ABS-Edge material.
	Decor Pricegroup 2	22 White High Gloss 75 Linen	Basic material: High-compressed three-ply chipboard, with laminate (HPL) pressed on both sides. Underside console: (57) Black Diamond. Edge material: ABS-Edge material.
Console # DS828C, DS 829C	Decor Pricegroup 1	07 Concrete Grey Matt 16 Black Oak 18 White Matt 21 Walnut Dark 30 Natural Oak 35 Oak Terra 43 Basalt Matt 49 Graphite Matt 53 Chestnut Dark 79 Natural Walnut 91 Taupe Matt	Basic material: Base: solid wood, multiplex curved pasted plywood, with laminate (HPL) pressed on both sides. Edge material: All edges and cutouts for towels consists of plywood, waterproofed sealed with oil (colour-coordinated to the laminate).
	Decor Pricegroup 2	22 White High Gloss 75 Linen	Basic material: Base: solid wood, multiplex curved pasted plywood, with laminate (HPL) pressed on both sides. Edge material: All edges and cutouts for towels consists of plywood, waterproofed sealed with oil (colour-coordinated to the laminate).
Individual Dividing System # UV 9845 # UV 9955		Black Diamond	Individual and retrofittable dividing system with cover. The interior system has no fixed position and is freely positionable within the drawer. Width x Height x Depth: 115 mm x 45 mm x drawer depth Material: Foil covered medium density fibre board (MDF) with anti-slip covering on the bottom.
Mirror with lighting			LED light technology, 4000 Kelvin light colour. On/off function to be operated with external switch only.
Edges mirror (edge profile for mirrors with single light field)	Decor Pricegroup 1	White Matt	plastic

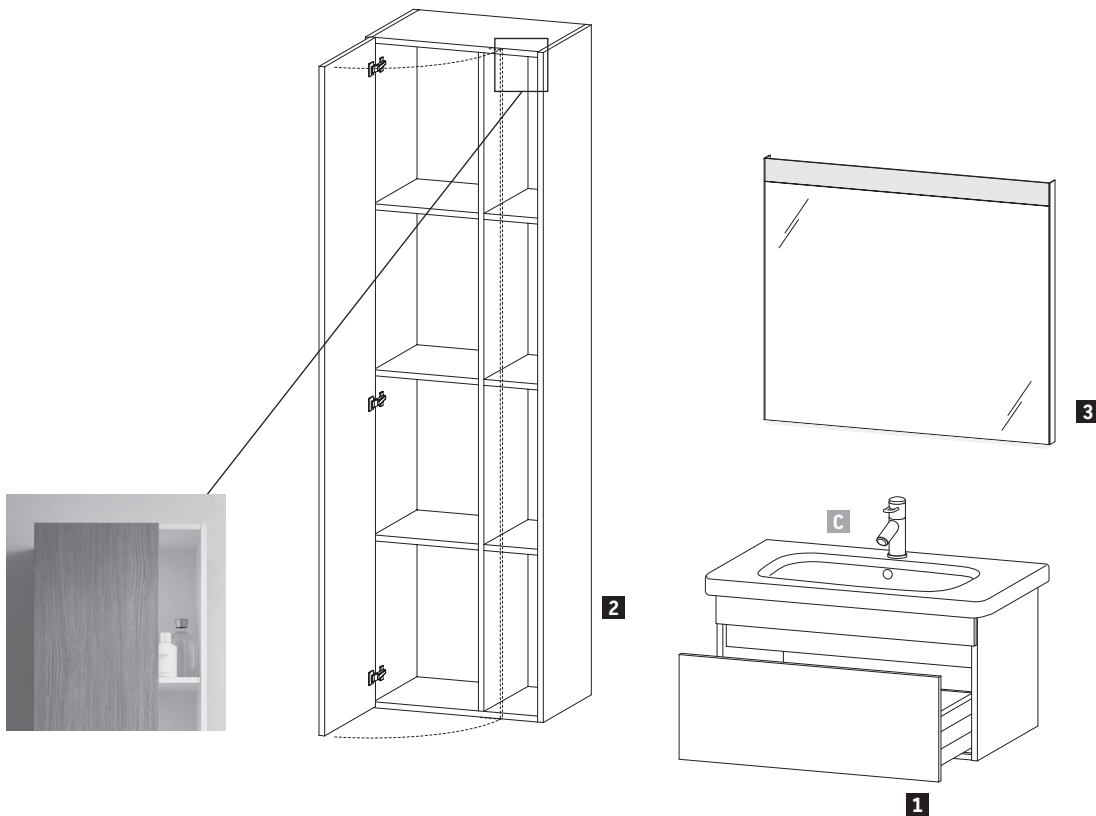
All Duravit surfaces are resistant to moisture / Furniture Surfaces see end of pricelist

DuraStyle Design by Matteo Thun & Antonio Rodriguez

Product Information

Mirror cabinet with lighting			LED light technology, 4000 Kelvin light colour. On / Off function only with external switch. Built-in only together with built-in set.
Body mirror cabinet	Decor Pricegroup 1	White Matt	glass
Extension mechanism		handleless	Protruding front for opening.
Body furniture accessoires	Real wood massive Pricegroup 1	76 European Oak massive	Body frame massive lacquered.
	Real wood massive Pricegroup 2	77 American Walnut massive	Body frame massive lacquered.
Shelf furniture accessoires	Decor	07 Concrete Grey Matt	Basic material: Shelves from high-compressed three-ply chip-board with melamine resin decor pressed on both sides. Edge material: ABS-Edge material.
		18 White Matt	
		22 White High Gloss	
		43 Basalt Matt	
		49 Graphite Matt	
		91 Taupe Matt	
Seat Cushion		White	Synthetic Leather

Ordering Sample

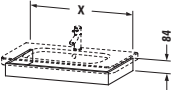
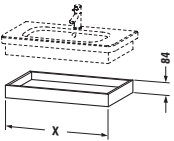
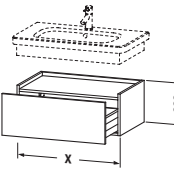


DuraStyle
 Vanity Unit
 Tall cabinet
 Mirror with lighting

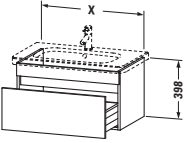
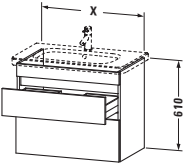

53 Chestnut dark
43 Basalte Matt

Description	Remark	Quantity	Model-No.
1 Vanity unit wall-mounted	Width 730 mm	1	# DS 6381 0 53 43
2 Tall cabinet	Width 500 mm	1	# DS 1249 L 53 43
3 Mirror with lighting	Width 800 mm	1	# DS 7836 0 00 00
Dividing system with cover	retrofitable	1	# UV 9845 0 00 00
C DuraStyle 800 mm		1	# 232080 00 00

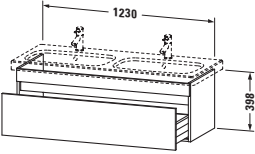
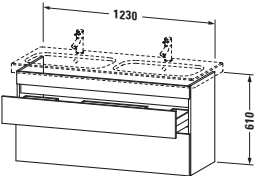
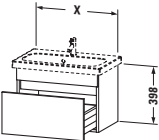
DuraStyle Design by Matteo Thun & Antonio Rodriguez

Description	mm	Model-No.	Euro		Euro	
			Pricegroup 1	Pricegroup 2		
						
Washbasin trim						
for DuraStyle # 232065	580 x 448	DS 6080	317	363		
for DuraStyle # 232080	730 x 448	DS 6081	351	405		
for DuraStyle # 232010	930 x 448	DS 6082	361	415		
for DuraStyle # 232012	1130 x 448	DS 6083	378	434		
Infobox: Height of Washbasin trim = 84 mm						
						
Shelf wall-mounted						
included console support # UV 9926						
for DuraStyle # 232065	580 x 448	DS 6180	457	525		
for DuraStyle # 232080	730 x 448	DS 6181	460	529		
for DuraStyle # 232010	930 x 448	DS 6182	479	552		
for DuraStyle # 232012	1130 x 448	DS 6183	513	590		
Infobox: height shelf = 84 mm / Furniture available Bi-Colour. Body limited to 18-White Matt or 43- Basalt Matt. Front available in all colour options. / Please specify when ordering: - Body colour - colour shelf						
						
Low cabinet						
1 pull-out compartment						
for DuraStyle # 232065	580 x 448	DS 6280	555	640		
for DuraStyle # 232080	730 x 448	DS 6281	596	686		
for DuraStyle # 232010	930 x 448	DS 6282	617	709		
for DuraStyle # 232012	1130 x 448	DS 6283	648	745		
Infobox: Furniture available Bi-Colour. Body limited to 18-White Matt or 43- Basalt Matt. Front available in all colour options. / Please specify when ordering: - Body colour - colour shelf						

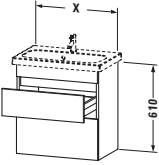
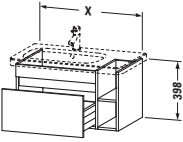

DuraStyle Design by Matteo Thun & Antonio Rodriguez

Description	mm	Model-No.	Euro		Euro	
			Pricegroup 1	Pricegroup 2		
 <p>Vanity unit wall-mounted 1 pull-out compartment</p>						
for DuraStyle # 232065	580 x 448	DS 6380	673	775		
for DuraStyle # 232080	730 x 448	DS 6381	702	807		
for DuraStyle # 232010	930 x 448	DS 6382	727	836		
for DuraStyle # 232012	1130 x 448	DS 6395	768	885		
<p>Infobox: Furniture available Bi-Colour. Body limited to 18-White Matt or 43- Basalt Matt. Front available in all colour options. / Installation only in combination with space saving siphon (# 005076 is recommended) / Dividing system optional, lay-in component # UV 9845 / Please specify when ordering: - Front colour - Body colour</p>						
 <p>Vanity unit wall-mounted 2 drawers, upper drawer including cut-out for siphon and siphon cover</p>						
for DuraStyle # 232065	580 x 448	DS 6480	877	1.009		
for DuraStyle # 232080	730 x 448	DS 6481	911	1.047		
for DuraStyle # 232010	930 x 448	DS 6482	944	1.087		
for DuraStyle # 232012	1130 x 448	DS 6495	1.000	1.151		
<p>Infobox: Furniture available Bi-Colour. Body limited to 18-White Matt or 43- Basalt Matt. Front available in all colour options. / Dividing system optional, lay-in component # UV 9845 / Please specify when ordering: - Front colour - Body colour</p>						
 <p>Furniture Set 1 pull-out compartment, space saving siphon included + DuraStyle vanity unit wall mounted</p>						
# DS 6380, DuraStyle furniture washbasin						
# 232065	650 x 455	DS 0060	1.122	1.224		
+ DuraStyle vanity unit wall mounted						
# DS 6381, DuraStyle furniture washbasin						
# 232080	800 x 455	DS 0061	1.262	1.367		
<p>Infobox: available from stock / Only available in 22 White High Gloss or 53 Chestnut Dark</p>						

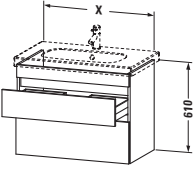

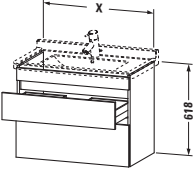
DuraStyle Design by Matteo Thun & Antonio Rodriguez

Description	mm	Model-No.	Euro		Euro	
			Pricegroup 1	Pricegroup 2		
 <p>Vanity unit wall-mounted 1 pull-out compartment for DuraStyle # 233813</p>	1230 x 448	DS 6398	853	981		
Infobox: Furniture available Bi-Colour. Body limited to 18-White Matt or 43- Basalt Matt. Front available in all colour options. / Installation only in combination with space saving siphon (# 005076 is recommended) / Dividing system optional, lay-in component # UV 9845 / Please specify when ordering: - Front colour - Body colour						
 <p>Vanity unit wall-mounted 2 drawers, upper drawer including cut-out for siphon and siphon cover for DuraStyle # 233813</p>	1230 x 448	DS 6498	1.077	1.238		
Infobox: Furniture available Bi-Colour. Body limited to 18-White Matt or 43- Basalt Matt. Front available in all colour options. / Dividing system optional, lay-in component # UV 9845 / Please specify when ordering: - Front colour - Body colour						
 <p>Vanity unit wall-mounted compact 1 pull-out compartment for DuraStyle # 233755 for DuraStyle # 233763 for DuraStyle # 233778</p>	500 x 368 580 x 368 730 x 368	DS 6303 DS 6379 DS 6399	585 592 689	654 666 794		
Infobox: Furniture available Bi-Colour. Body limited to 18-White Matt or 43- Basalt Matt. Front available in all colour options. / Installation only in combination with space saving siphon (# 005076 is recommended) / Dividing system optional, lay-in component # UV 9955 / Please specify when ordering: - Front colour - Body colour						



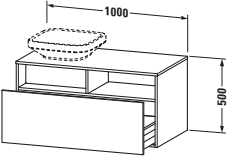
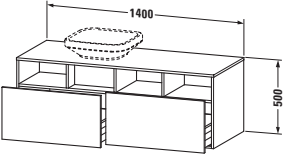
DuraStyle Design by Matteo Thun & Antonio Rodriguez

Description	mm	Model-No.	Euro		Euro	Euro
			Pricegroup 1	Pricegroup 2		
 <p>Vanity unit wall-mounted compact 2 drawers, upper drawer including cut-out for siphon and siphon cover</p>						
for DuraStyle # 233755	500 x 368	DS 6403	762	885		
for DuraStyle # 233763	580 x 368	DS 6479	781	895		
for DuraStyle # 233778	730 x 368	DS 6499	895	1.028		
Infobox: Furniture available Bi-Colour. Body limited to 18-White Matt or 43- Basalt Matt. Front available in all colour options. / Dividing system optional, lay-in component # UV 9955 / Please specify when ordering: - Front colour - Body colour						
 <p>Vanity unit wall-mounted 1 pull-out compartment, Shelf element laterally</p>						
for DuraStyle # 232680 basin right	730 x 448	DS 6393	842	969		
for DuraStyle # 232580 basin left	730 x 448	DS 6394	842	969		
for DuraStyle # 232610 basin right	930 x 448	DS 6396	884	1.017		
for DuraStyle # 232510 basin left	930 x 448	DS 6397	884	1.017		
Infobox: Furniture available Bi-Colour. Body limited to 18-White Matt or 43- Basalt Matt. Front available in all colour options. / Installation only in combination with space saving siphon (# 005076 is recommended) / Dividing system optional, lay-in component # UV 9845 / Please specify when ordering: - Front colour - Body colour						
 <p>Vanity unit wall-mounted 1 pull-out compartment</p>						
for D-Code # 034265	600 x 453	DS 6383	673	775		
for D-Code # 034285	800 x 453	DS 6384	702	807		
for D-Code # 034210	1000 x 453	DS 6385	727	836		
for D-Code # 034812	1150 x 453	DS 6386	768	885		
Infobox: Furniture available Bi-Colour. Body limited to 18-White Matt or 43- Basalt Matt. Front available in all colour options. / Dividing system optional, lay-in component # UV 9845 / Installation only in combination with space saving siphon (# 005076 is recommended) / Please specify when ordering: - Front colour - Body colour						

DuraStyle Design by Matteo Thun & Antonio Rodriguez

Description	mm	Model-No.	Euro		Euro	
			Pricegroup 1	Pricegroup 2		
 <p>Vanity unit wall-mounted 2 drawers, upper drawer including cut-out for siphon and siphon cover</p>						
for D-Code # 034265	600 x 453	DS 6483	877	1.009		
for D-Code # 034285	800 x 453	DS 6484	911	1.047		
for D-Code # 034210	1000 x 453	DS 6485	944	1.087		
for D-Code # 034812	1150 x 453	DS 6486	1.000	1.151		
Infobox: Furniture available Bi-Colour. Body limited to 18-White Matt or 43- Basalt Matt. Front available in all colour options. / Dividing system optional, lay-in component # UV 9845 / Please specify when ordering: - Front colour - Body colour						
 <p>Vanity unit wall-mounted 1 pull-out compartment</p>						
for Starck 3 # 030470	650 x 470	DS 6387	673	775		
for Starck 3 # 030480	800 x 470	DS 6388	702	807		
for Starck 3 # 030410	1000 x 470	DS 6389	727	836		
for Starck 3 # 033213	1200 x 470	DS 6390	768	885		
Infobox: Furniture available Bi-Colour. Body limited to 18-White Matt or 43- Basalt Matt. Front available in all colour options. / Installation only in combination with space saving siphon (# 005076 is recommended) / Dividing system optional, lay-in component # UV 9845 / Please specify when ordering: - Front colour - Body colour						
 <p>Vanity unit wall-mounted 2 drawers, upper drawer including cut-out for siphon and siphon cover</p>						
for Starck 3 # 030470	650 x 470	DS 6487	877	1.009		
for Starck 3 # 030480	800 x 470	DS 6488	911	1.047		
for Starck 3 # 030410	1000 x 470	DS 6489	944	1.087		
for Starck 3 # 033213	1200 x 470	DS 6490	1.000	1.151		
Infobox: Furniture available Bi-Colour. Body limited to 18-White Matt or 43- Basalt Matt. Front available in all colour options. / Dividing system optional, lay-in component # UV 9845 / Please specify when ordering: - Front colour - Body colour						

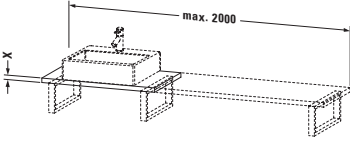
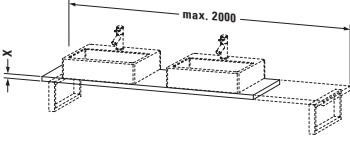
DuraStyle Design by Matteo Thun & Antonio Rodriguez

Description	mm	Model-No.	Euro		Euro	
			Pricegroup 1	Pricegroup 2		
 <p>Dividing system Individual and retrofittable dividing system with cover, Black diamond for vanity unit</p>	115 x 270	UV 9955	132			
 <p>Dividing system Individual and retrofittable dividing system with cover, Black diamond for vanity unit</p>	115 x 320	UV 9845	137			
 <p>Vanity unit wall-mounted 1 pull-out compartment countertop including one cut-out</p>	1000 x 550	DS 6784 L/R	999	1.246		
<p>Infobox: Furniture available Bi-Colour. Body limited to 18-White Matt or 43- Basalt Matt. Front available in all colour options. / Space saving siphon # 005076 is recommended / Please specify when ordering:</p> <ul style="list-style-type: none"> - Front colour - Body colour - L/R = Washbasin left or right possible - Model-no. ceramic, please see page 1041 						
 <p>Vanity unit wall-mounted 2 pull-out compartments 1 console with one cut-out</p>	1400 x 550	DS 6785 L/R	1.457	1.822		
<p>Infobox: Furniture available Bi-Colour. Body limited to 18-White Matt or 43- Basalt Matt. Front available in all colour options. / Space saving siphon # 005076 is recommended / Please specify when ordering:</p> <ul style="list-style-type: none"> - Front colour - Body colour - L/R = Washbasin left or right possible - Model-no. ceramic, please see page 1041 						

DuraStyle Design by Matteo Thun & Antonio Rodriguez

Description	mm	Model-No.	Euro		Euro	
			Pricegroup 1	Pricegroup 2		
Console						
1 console with one cut-out, Width min. see ordering information, Width max 2000 mm						
basic price till 800 mm	550	DS 828C	603	688		
price per section of 100 mm			40	44		
Additional modules						
Towel rail cutout in splay or console surface		UV 9909	43			
Infobox: Consoles with a width of more than 2001 mm, price on request / Console can not be supported with vanity unit or low cabinet / Please specify when ordering: - overall width - dimension between axes from left side - number and position of console supports - Model-no. ceramic, please see page 1050-1052 - Please indicate exact measurements and drawings :furniture order sheet on page 1057 is required / For additional towel rail cutout please note ordering information, see page 1058						
Console						
1 console with two cut-outs, Width min. see ordering information, Width max 2000 mm						
basic price till 800 mm	550	DS 829C	648	736		
price per section of 100 mm			40	44		
Additional modules						
Towel rail cutout in splay or console surface		UV 9909	43			
Infobox: Consoles with a width of more than 2001 mm, price on request / Console can not be supported with vanity unit or low cabinet / Please specify when ordering: - overall width - dimension between axes from left side - number and position of console supports - Model-no. ceramic, please see page 1050-1052 - Please indicate exact measurements and drawings :furniture order sheet on page 1057 is required / For additional towel rail cutout please note ordering information, see page 1058						

DuraStyle Design by Matteo Thun & Antonio Rodriguez

Description	mm	Model-No.	Euro		Euro	
			Pricegroup 1	Pricegroup 2		
 <p>Console for above counter basin and countertop basin compact 1 console with one cut-out, Width maximum 2000 mm</p>						
	basic price till 800 mm, 30 mm thickness 480	DS 104C	417	435		
	price per section of 100 mm		19	22		
	basic price till 800 mm, 45 mm thickness 480	DS 100C	434	452		
	price per section of 100 mm		28	30		
<p>Infobox: Console tops delivered uncut possible / Console less than 800 mm, be possible on request / Please specify when ordering:</p> <ul style="list-style-type: none"> - overall width - dimension between axes from left side - model.-no ceramic and min. width, please see page 1053-1055 - exactly position of floor cabinets / console supports - Please indicate exact measurements and drawings: furniture order sheet on page 1056 is required. 						
 <p>Console for above counter basin and countertop basin compact 1 console with two cut-outs, Width maximum 2000 mm</p>						
	basic price till 800 mm, 30 mm thickness 480	DS 105C	453	472		
	price per section of 100 mm		19	22		
	basic price till 800 mm, 45 mm thickness 480	DS 101C	470	489		
	price per section of 100 mm		28	30		
<p>Infobox: Console tops delivered uncut possible / Console less than 800 mm, be possible on request / Please specify when ordering:</p> <ul style="list-style-type: none"> - overall width - dimension between axes from left side - model.-no ceramic and min. width, please see page 1053-1055 - exactly position of floor cabinets / console supports - Please indicate exact measurements and drawings: furniture order sheet on page 1056 is required. 						

DuraStyle Design by Matteo Thun & Antonio Rodriguez

Description	mm	Model-No.	Euro		Euro	Euro
			Pricegroup 1	Pricegroup 2		
Vanity unit for console compact						
1 pull-out compartment						
	600 x 478	DS 5300	620	723		
	700 x 478	DS 5301	634	746		
	800 x 478	DS 5302	647	762		
	900 x 478	DS 5303	659	780		
	1000 x 478	DS 5304	664	793		
Infobox: Space saving siphon # 005076 is recommended / Furniture available Bi-Colour. Body limited to 18-White Matt or 43- Basalt Matt. Front available in all colour options. / Console not included in delivery, please order separately / Please keep 20 mm space to the wall for niche application / Dividing system optional, lay-in component # UV 9846 / Please specify when ordering: - Front colour - Body colour - Model-no. ceramic, please see page 1033/1034						
Vanity unit for console compact						
2 drawers, upper drawer including cut-out for siphon and siphon cover						
	600 x 478	DS 5305	822	939		
	700 x 478	DS 5306	861	981		
	800 x 478	DS 5307	875	1.006		
	900 x 478	DS 5308	890	1.026		
	1000 x 478	DS 5309	924	1.070		
Infobox: Space saving siphon # 005076 is recommended / Furniture available Bi-Colour. Body limited to 18-White Matt or 43- Basalt Matt. Front available in all colour options. / Console not included in delivery, please order separately / Please keep 20 mm space to the wall for niche application / Dividing system optional, lay-in component # UV 9846 / Please specify when ordering: - Front colour - Body colour - Model-no. ceramic, please see page 1033/1034						

DuraStyle Design by Matteo Thun & Antonio Rodriguez

Description	mm	Model-No.	Euro		Euro	
			Pricegroup 1	Pricegroup 2		
Low cabinet for console compact						
1 pull-out compartment						
	300 x 478	DS 5320	601	685		
	400 x 478	DS 5321	612	705		
	500 x 478	DS 5322	617	714		
	600 x 478	DS 5323	623	728		
	700 x 478	DS 5343	637	747		
	800 x 478	DS 5324	650	766		

Infobox: Furniture available Bi-Colour. Body limited to 18-White Matt or 43- Basalt Matt. Front available in all colour options. / Console not included in delivery, please order separately / Please keep 20 mm space to the wall for niche application / Dividing system optional, lay-in component # UV 9846 / Please specify when ordering:

- Front colour
- Body colour

Low cabinet for console compact						
2 drawers						
	300 x 478	DS 5325	720	816		
	400 x 478	DS 5326	748	849		
	500 x 478	DS 5327	753	862		
	600 x 478	DS 5328	764	881		
	700 x 478	DS 5348	786	908		
	800 x 478	DS 5329	805	936		

Infobox: Furniture available Bi-Colour. Body limited to 18-White Matt or 43- Basalt Matt. Front available in all colour options. / Console not included in delivery, please order separately / Please keep 20 mm space to the wall for niche application / Dividing system optional, lay-in component # UV 9846 / Please specify when ordering:

- Front colour
- Body colour

Console for above counter basin and countertop basin						
1 console with one cut-out, Width maximum 2000 mm						
	basic price till 800 mm, 30 mm thickness	DS 106C	424	440		
	price per section of 100 mm		20	23		
	basic price till 800 mm, 45 mm thickness	DS 102C	442	458		
	price per section of 100 mm		29	32		

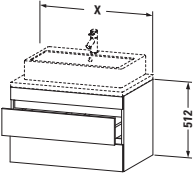
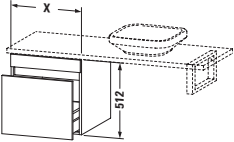
Infobox: Console tops delivered uncut possible / Console less than 800 mm, be possible on request / Please specify when ordering:

- overall width
- dimension between axes from left side
- model.-no ceramic and min. width, please see page 1053-1055
- exactly position of floor cabinets / console supports
- Please indicate exact measurements and drawings: furniture order sheet on page 1056 is required.

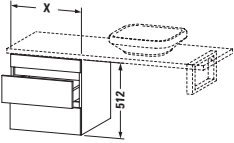



DuraStyle Design by Matteo Thun & Antonio Rodriguez

Description	mm	Model-No.	Euro		Euro	
			Pricegroup 1	Pricegroup 2		
Console for above counter basin and countertop basin						
1 console with two cut-outs, Width maximum 2000 mm						
basic price till 800 mm, 30 mm thickness 550			DS 107C	460	480	
price per section of 100 mm				20	23	
basic price till 800 mm, 45 mm thickness 550			DS 103C	479	499	
price per section of 100 mm				29	32	
<p>Infobox: Console tops delivered uncut possible / Console less than 800 mm, be possible on request / Please specify when ordering:</p> <ul style="list-style-type: none"> - overall width - dimension between axes from left side - model.-no ceramic and min. width, please see page 1053-1055 - exactly position of floor cabinets / console supports - Please indicate exact measurements and drawings: furniture order sheet on page 1056 is required. 						
Vanity unit for console						
1 pull-out compartment						
600 x 548			DS 5310	643	755	
700 x 548			DS 5311	677	794	
800 x 548			DS 5312	701	823	
900 x 548			DS 5313	711	838	
1000 x 548			DS 5314	719	853	
<p>Infobox: Space saving siphon # 005076 is recommended / Furniture available Bi-Colour. Body limited to 18-White Matt or 43- Basalt Matt. Front available in all colour options. / Console not included in delivery, please order separately / Please keep 20 mm space to the wall for niche application / Dividing system optional, lay-in component # UV 9846 / Please specify when ordering:</p> <ul style="list-style-type: none"> - Front colour - Body colour - Model-no. ceramic, please see page 1035/1037 						

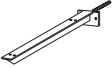

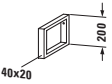

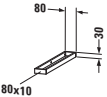
DuraStyle Design by Matteo Thun & Antonio Rodriguez

Description	mm	Model-No.	Euro		Euro	
			Pricegroup 1	Pricegroup 2		
 <p>Vanity unit for console 2 drawers, upper drawer including cut-out for siphon and siphon cover</p>						
	600 x 548	DS 5315	846	970		
	700 x 548	DS 5316	900	1.027		
	800 x 548	DS 5317	925	1.062		
	900 x 548	DS 5318	936	1.078		
	1000 x 548	DS 5319	967	1.097		
<p>Infobox: Space saving siphon # 005076 is recommended / Furniture available Bi-Colour. Body limited to 18-White Matt or 43- Basalt Matt. Front available in all colour options. / Console not included in delivery, please order separately / Please keep 20 mm space to the wall for niche application / Dividing system optional, lay-in component # UV 9846 / Please specify when ordering:</p> <ul style="list-style-type: none"> - Front colour - Body colour - Model-no. ceramic, please see page 1035/1037 						
 <p>Low cabinet for console 1 pull-out compartment</p>						
	300 x 548	DS 5330	611	703		
	400 x 548	DS 5331	617	715		
	500 x 548	DS 5332	624	727		
	600 x 548	DS 5333	643	755		
	700 x 548	DS 5354	669	786		
	800 x 548	DS 5334	692	815		
<p>Infobox: Furniture available Bi-Colour. Body limited to 18-White Matt or 43- Basalt Matt. Front available in all colour options. / Console not included in delivery, please order separately / Please keep 20 mm space to the wall for niche application / Dividing system optional, lay-in component # UV 9846 / Please specify when ordering:</p> <ul style="list-style-type: none"> - Front colour - Body colour 						

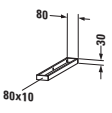
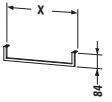
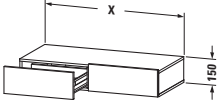
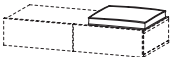
DuraStyle Design by Matteo Thun & Antonio Rodriguez

Description	mm	Model-No.	Euro		Euro	
			Pricegroup 1	Pricegroup 2		
 <p>Low cabinet for console 2 drawers</p>						
	300 x 548	DS 5335	734	834		
	400 x 548	DS 5336	752	859		
	500 x 548	DS 5337	761	876		
	600 x 548	DS 5338	787	909		
	700 x 548	DS 5359	817	946		
	800 x 548	DS 5339	848	983		
<p>Infobox: Furniture available Bi-Colour. Body limited to 18-White Matt or 43- Basalt Matt. Front available in all colour options. / Console not included in delivery, please order separately / Please keep 20 mm space to the wall for niche application / Dividing system optional, lay-in component # UV 9846 / Please specify when ordering: - Front colour - Body colour</p>						
 <p>Body trim individual for installation for body 478 mm / 548 mm depths width minimum 20 mm - maximum 100 mm</p>	16	DS 5399	199	209		
<p>Infobox: Please specify when ordering: - Width dimension - Body colour</p>						
 <p>Dividing system Individual and retrofittable dividing system with cover, Black diamond for vanity unit for console and low cabinet for console</p>	115 x 370	UV 9846	142			
 <p>Console Support 1 console support-bracket, for installation beneath console 480 mm / 550 mm depths Black diamond, powder-coated</p>	40 x 425	UV 9902	114			

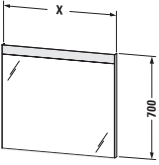
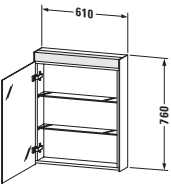
DuraStyle Design by Matteo Thun & Antonio Rodriguez

Description	mm	Model-No.	Euro		Euro	
			Pricegroup 1	Pricegroup 2		
 <p>Console support 100 mm wall installation 1 console support (depth without pin), for installation beneath console 480 mm / 550 mm depths Black diamond, powder-coated</p>	90 x 420	UV 9926	117			
Infobox: For using the console support for a dry lining wall, it's necessary to arm the wall						
 <p>Console Support 1 console support-towel rail, for installation beneath console 550 mm depth chrome</p>	40 x 480	UV 9933	241			
Infobox: for console # DS 828C, DS 829C						
 <p>Console support compact 1 console support-towel rail, for installation beneath console 480 mm depth chrome</p>	40 x 455	UV 9917	186			
 <p>Console Support 1 console support-towel rail, for installation beneath console 550 mm depth chrome</p>	40 x 480	UV 9903	189			
 <p>Towel rail compact for installation on the side of console 480 mm depth chrome</p>	80 x 478	UV 9959	198			
Infobox: Towel rail can not be mounted on console later						

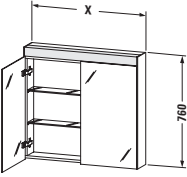
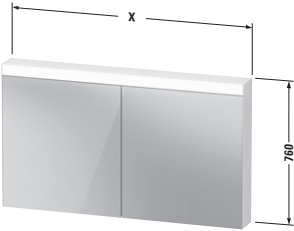
DuraStyle Design by Matteo Thun & Antonio Rodriguez

Description	mm	Model-No.	Euro		Euro	
			Pricegroup 1	Pricegroup 2		
 <p>Towel rail for installation on the side of console 550 mm depth chrome</p>	80 x 548	UV 9960	214			
Infobox: Towel rail can not be mounted on console later						
 <p>Towel rail under consoles, under trims, square tube, chromed, 14 mm</p>	500 1000	UV 9985 UV 9986	191 254			
 <p>Shelf with drawer incl. console supports</p>	1000 x 440 1200 x 440 1500 x 440 1800 x 440	DS 8270 DS 8271 DS 8272 DS 8273	1.213 1.248 1.637 1.648	1.396 1.436 1.884 1.894		
Infobox: Furniture available Bi-Colour. Body limited to 18-White Matt or 43- Basalt Matt. Front available in all colour options. / Max. load: 150 kg / Please specify when ordering: - Front colour - Body colour						
 <p>Seat cushion for shelf with drawer</p>	400 x 400	DS 9938	267			

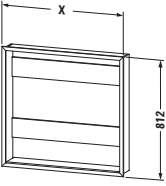
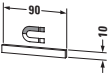
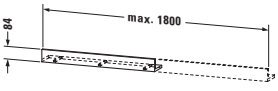
DuraStyle Design by Matteo Thun & Antonio Rodriguez

Description	mm	Model-No.	Euro	Euro	Euro	Euro
			Pricegroup 1	Pricegroup 2		
 <p>Mirror with lighting „good“ - version, IP 44, LED single light field, external switch, LED (lifespan > 30.000 hours), LED module fixed install, Energy class: A+</p>						
LED module 4000 Kelvin light colour, 7 W	400 x 35	LM 7834	418			
LED module 4000 Kelvin light colour, 10 W	600 x 35	LM 7835	443			
LED module 4000 Kelvin light colour, 13 W	800 x 35	LM 7836	497			
LED module 4000 Kelvin light colour, 16 W	1000 x 35	LM 7837	568			
LED module 4000 Kelvin light colour, 19 W	1200 x 35	LM 7838	626			
LED module 4000 kelvin light colour, 21 W	1300 x 35	LM 7839	704			
LED module 4000 kelvin light colour, 22 W	1400 x 35	LM 7844	794			
Infobox: available from stock / on/off function only with external wall switch possible / only mains voltage 220V -240V possible						
 <p>Mirror cabinet „good“ - version, IP 44, 1 mirror door, 2 glass shelves, external switch, built-in only together with built-in set, LED (lifespan > 30.000 hours), LED module fixed install, Energy class: A+</p>						
LED module 4000 Kelvin light colour, 10 W	610 x 148	LM 7820 L/R	1.001			
Infobox: available from stock / on/off function only with external wall switch possible / only mains voltage 220V -240V possible / Built-in set please see page 748 / Please specify when ordering: - Hinges left (L) / right (R) - built-in yes / no						

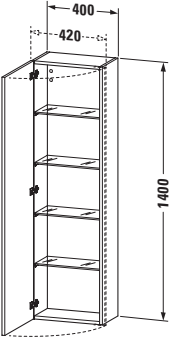
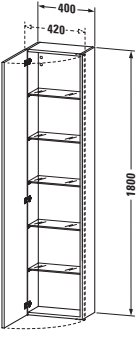
DuraStyle Design by Matteo Thun & Antonio Rodriguez

Description	mm	Model-No.	Euro	Euro	Euro	Euro
			Pricegroup 1	Pricegroup 2		
 <p>Mirror cabinet „good“ - version, IP 44, 2 mirror doors, 2 glass shelves, external switch, built-in only together with built-in set, LED (lifespan > 30.000 hours), LED module fixed install, Energy class: A+</p>						
LED module 4000 Kelvin light colour, 13 W	810 x 148	LM 7821	1.076			
LED module 4000 Kelvin light colour, 16 W	1010 x 148	LM 7822	1.177			
Infobox: available from stock / on/off function only with external wall switch possible / only mains voltage 220V -240V possible / Built-in set please see page 748 / Please specify when ordering: - built-in yes / no						
 <p>Mirror cabinet „good“ - version, IP 44, 2 mirror doors, 4 glass shelves, external switch, built-in only together with built-in set, LED (lifespan > 30.000 hours), LED module fixed install, Energy class: A+</p>						
LED module 4000 Kelvin light colour, 19 W	1210 x 148	LM 7823	1.321			
LED module 4000 kelvin light colour, 21 W	1310 x 148	LM 7854	1.521			
Infobox: available from stock / on/off function only with external wall switch possible / only mains voltage 220V -240V possible / Built-in set please see page 748 / Please specify when ordering: - built-in yes / no						

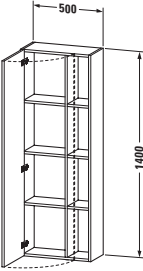
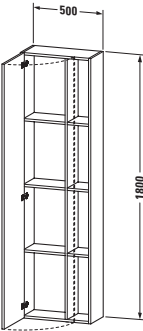
DuraStyle Design by Matteo Thun & Antonio Rodriguez

Description	mm	Model-No.	Euro		Euro	
			Pricegroup 1	Pricegroup 2		
 <p>Built-in set for LM mirror cabinet Built-in set: built-in mounting frame MDF white , width = X , height = 787 mm and built-in frame aluminum white, width = X , height = 812 mm , frame width 25 mm</p>						
	661 x 139	LM 9875	337			
	861 x 139	LM 9876	340			
	1061 x 139	LM 9877	348			
	1261 x 139	LM 9878	357			
	1361 x 139	LM 9920	432			
Infobox: Recess frame for LM mirror cabinet Good und Better Version / available from stock / built-in set is disassembled delivered / for mounting dimensions see mounting instruction						
 <p>Magnetic strip in polished stainless steel</p>	90 x 5	UV 9709	54			
Infobox: The magnetic strip can be applied individually to the body, back side or mirror door by using a mirror adhesive tape. Please consider the decrease of respective storage space during installation.						
 <p>Wall board 1 shelf, fixation with locking pin, Width max. 1800 mm</p>						
Basic price till 600 mm	600 - 1800 x 130	DS 7911	266	306		
price per section of 100 mm			31	35		
Infobox: Material thickness = 16 mm						

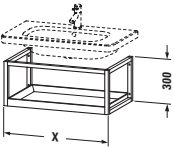
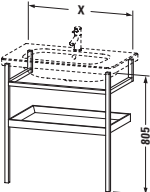
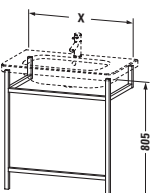
DuraStyle Design by Matteo Thun & Antonio Rodriguez

Description	mm	Model-No.	Euro		Euro	
			Pricegroup 1	Pricegroup 2	Euro	Euro
 <p>Tall cabinet 1 door, 4 glass shelves</p>	400 x 240	DS 1218 L/R	600	775		
	400 x 360	DS 1219 L/R	615	799		
	Infobox: Furniture available Bi-Colour. Body limited to 18-White Matt or 43- Basalt Matt. Front available in all colour options. / Please keep 30 mm space to the wall / In case of extension to furniture a space of 30 mm is necessary / Attention should be paid to the overhang of 20 mm, depending on hinge left (L) / right (R) / Please specify when ordering: - hinges left (L) / right (R)					
 <p>Tall cabinet 1 door, 5 glass shelves</p>	400 x 240	DS 1228 L/R	625	860		
	400 x 360	DS 1229 L/R	651	918		
	Infobox: Furniture available Bi-Colour. Body limited to 18-White Matt or 43- Basalt Matt. Front available in all colour options. / Please keep 30 mm space to the wall / In case of extension to furniture a space of 30 mm is necessary / Attention should be paid to the overhang of 20 mm, depending on hinge left (L) / right (R) / Please specify when ordering: - hinges left (L) / right (R)					

DuraStyle Design by Matteo Thun & Antonio Rodriguez

Description	mm	Model-No.	Euro		Euro	Euro
			Pricegroup 1	Pricegroup 2		
 <p>Tall cabinet 1 door, 3 shelves</p>	500 x 240	DS 1238 L/R	756	947		
	500 x 360	DS 1239 L/R	852	1.065		
	Infobox: Furniture available Bi-Colour. Body limited to 18-White Matt or 43- Basalt Matt. Front available in all colour options. / Please keep 20 mm space to the wall / In case of extension to furniture a space of 20 mm is necessary / Please specify when ordering: - Hinges left (L) / right (R) - Front colour - Body colour					
 <p>Tall cabinet 1 door, 3 shelves</p>	500 x 240	DS 1248 L/R	820	1.026		
	500 x 360	DS 1249 L/R	878	1.098		
	Infobox: Furniture available Bi-Colour. Body limited to 18-White Matt or 43- Basalt Matt. Front available in all colour options. / Please keep 20 mm space to the wall / In case of extension to furniture a space of 20 mm is necessary / Please specify when ordering: - Hinges left (L) / right (R) - Front colour - Body colour					

DuraStyle Design by Matteo Thun & Antonio Rodriguez

Description	mm	Model-No.	Euro		Euro	Euro
			Pricegroup 1	Pricegroup 2		
						
Furniture-Accessoires shelf wallmounted						
for DuraStyle # 232065	590 x 440	DS 9871	386	499		
for DuraStyle # 232080	740 x 440	DS 9872	407	535		
for DuraStyle # 232010	940 x 440	DS 9873	448	590		
for DuraStyle # 232012	1140 x 440	DS 9874	478	622		
Infobox: Body available in 76- European Oak solid wood or 77- American Walnut solid wood / shelf: colour possible in decor 07 Concrete Gery Matt / 18 White Matt / 22 White High Gloss/ 43 Basalt Matt / 49 Graphite Matt / 91 Taupe Matt inclusive fixation to wall / Please specify when ordering: - shelf colour - Body colour						
						
Furniture-Accessoires towel rail with included shelf						
for DuraStyle # 232065	590 x 440	DS 9881	407	519		
for DuraStyle # 232080	740 x 440	DS 9882	425	554		
for DuraStyle # 232010	940 x 440	DS 9883	471	614		
for DuraStyle # 232012	1140 x 440	DS 9884	501	641		
Infobox: Body available in 76- European Oak solid wood or 77- American Walnut solid wood / shelf: colour possible in decor 07 Concrete Gery Matt / 18 White Matt / 22 White High Gloss/ 43 Basalt Matt / 49 Graphite Matt / 91 Taupe Matt inclusive fixation to wall / Please specify when ordering: - shelf colour - Body colour						
						
Furniture-Accessoires towel rail						
for DuraStyle # 232065	590 x 440	DS 9891	279	356		
for DuraStyle # 232080	740 x 440	DS 9892	302	379		
for DuraStyle # 232010	940 x 440	DS 9893	341	425		
for DuraStyle # 232012	1140 x 440	DS 9894	358	441		
Infobox: Body available in 76- European Oak solid wood or 77- American Walnut solid wood / inclusive fixation / Please specify when ordering: - Body colour						

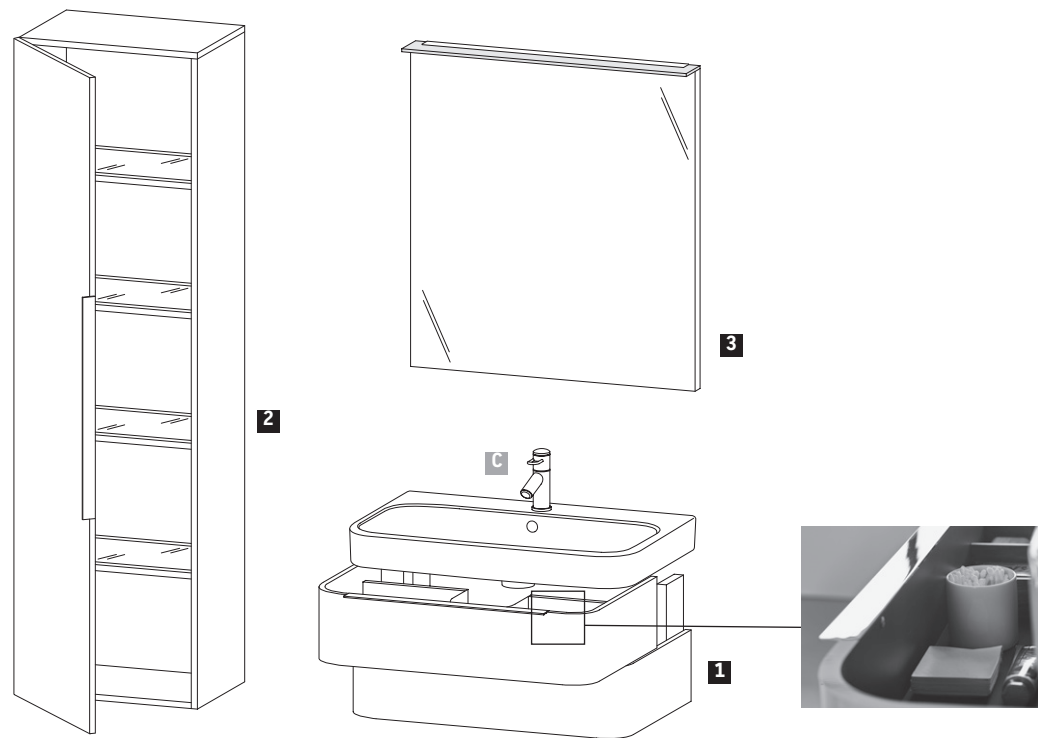
Happy D.2 Design by sieger design

Product Information

Front Body	Decor Pricegroup 2	22 White High Gloss 75 Linen	Basic material: High-compressed three-ply chipboard, with laminate (HPL) pressed on both sides. Compact wooden fronts for # H2 6268 / H2 6363 - H2 6367 and # H2 6371 - H2 6375: Base solid wood. High-compressed MDF board pressed with laminate (HPL). Edge material: ABS-Edge material. Moulded parts: with melamine edge at top / bottom.
	Real wood veneer Pricegroup 3	11 Cashmere Oak 13 American Walnut 72 Brushed Dark Oak	Basic material: High-compressed three-ply chipboard, with real wood veneer pressed on one side and laminate (HPL) in (57) Black Diamond on the other side. Fronts: Base solid wood. High-compressed MDF board pressed with real wood veneer. Edge material: ABS-Edge material. Real wood veneer is a natural material, differences in colour and structure may occur.
Mirror / Mirror Cabinet with lighting			LED light technology, 3500 Kelvin light colour. Sensor switch bottom right for on/off function. Including LED-dimming function.
Mirror	Decor Pricegroup 2	22 White High Gloss 75 Linen	Basic material: High-compressed MDF board directly coated. Edge material: ABS-Edge material.
	Real wood veneer Pricegroup 3	11 Cashmere Oak 13 American Walnut 72 Brushed Dark Oak	Basic material: High-compressed MDF board directly coated. Edge material: ABS-Edge material. Real wood veneer is a natural material, differences in colour and structure may occur.
Mirror Cabinet	Decor Pricegroup 2	22 White High Gloss 75 Linen	Basic material: High-compressed three-ply chipboard, with laminate (HPL) pressed on both sides. Outside: Interior finish / Interior colour: Laminate (HPL) in (57) Black Diamond. Edge material: ABS-Edge material.
	Real wood veneer Pricegroup 3	11 Cashmere Oak 13 American Walnut 72 Brushed Dark Oak	Basic material: High-compressed three-ply chipboard, with real wood veneer pressed on one side and laminate (HPL) in (57) Black Diamond on the other side. Edge material: ABS-Edge material. Real wood veneer is a natural material, differences in colour and structure may occur.
Handle furniture		Chrome	Aluminium, chrome.
Leg # UV 9918, UV 9919		Chrome	die-cast zinc
Interior System	Real wood massive Pricegroup 1	77 Amer. Walnut solid wood 78 Maple solid wood	The interior system with a material mix in acryl glass and solid wood is available in maple or walnut. There is an individually designed interior system for each cabinet width between 600 - 1200 mm. Each size of the cabinet have a individual layout of the interior systems to use the optimum storage space. The bottom, the box cover the small and big wave plus the special support for hair brushes and comb have a special anti-slip lacquer.
Defogger (optional)			With this system there will be no mist on a defined mirror area. Defogger activation coincides with the switching on and off of the mirrors's light. If the mirror is already misted up (defogger off) it takes about 5 minutes for demisting. Auto-Off function after 60 minutes. 1 piece defogger 200 x 400 mm for mirror size 650 mm centred 1 piece defogger 400 x 400 mm for mirror size 800 mm / 1000 mm centred 1 piece defogger 600 x 400 mm for mirror size 1200 mm centred
Magnetic strip mirror cabinet # UV 9709		stainless steel	Magnetic fixing bar inside the mirror cabinet as bracket for metallic bathroom accessoires.

Happy D.2 Design by sieger design

Ordering Sample

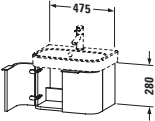
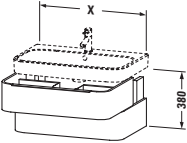
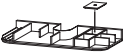


Happy D.2
Vanity unit
Tall cabinet
Mirror

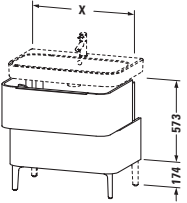

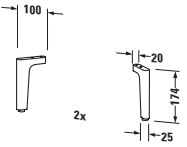
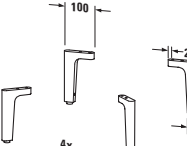
72 Brushed Dark Oak

Description	Remark	Quantity	Model-No.
1 Vanity unit wall-mounted	Width 775 mm	1	# H2 6365 0 72 72
2 Tall cabinet	Width 500 mm	1	# H2 9253 L 72 72
3 Mirror with lighting	Width 800 mm	1	# H2 7294 0 72 72
Interior module	can not be retrofitted		# UV 9971 0 77 77
C Furniture washbasin Happy D.2	Width 800 mm	1	# 231880 00 00

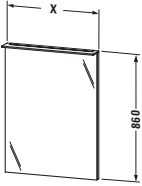
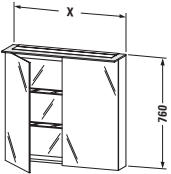
Happy D.2 Design by sieger design

Description	mm	Model-No.	Euro			
			Pricegroup 1	Pricegroup 2	Pricegroup 3	
 <p>Vanity unit wall-mounted 2 doors, width 800 mm (opened) for Happy D.2 # 071050 (not ground)</p>	475 x 350	H2 6268		1.327	1.462	
Infobox: Space saving siphon # 005076 is recommended						
 <p>Vanity unit wall-mounted 2 drawers, upper drawer including cut-out for siphon and siphon cover</p>						
for Happy D.2 # 231860 (not ground)	575 x 480	H2 6363		1.628	1.785	
for Happy D.2 # 231865 (not ground)	625 x 480	H2 6364		1.657	1.811	
for Happy D.2 # 231880 (not ground)	775 x 480	H2 6365		1.947	2.083	
for Happy D.2 # 231810 (not ground)	975 x 480	H2 6366		1.994	2.165	
for Happy D.2 # 231812 (not ground)	1175 x 480	H2 6367		2.135	2.361	
 <p>Additional modules Interior system in solid wood, including siphon cut out</p>						
for cabinet widths 575 mm	575	UV 9987		248		
for cabinet widths 625 mm	625	UV 9968		248		
for cabinet widths 775 mm	775	UV 9971		342		
for cabinet widths 975 mm	975	UV 9975		412		
for cabinet widths 1175 mm	1175	UV 9978		412		
Infobox: Space saving siphon # 005076 is recommended / framed recess = 13 mm / Interior modules can not be retrofitted and are factory installed. / Please specify when ordering: - interior system yes / no - walnut 77 or maple 78						

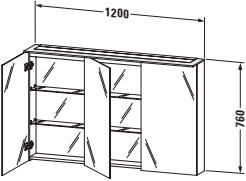
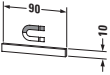

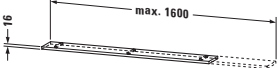
Happy D.2 Design by sieger design

Description	mm	Model-No.	Euro			
			Pricegroup 1	Pricegroup 2	Pricegroup 3	
 <p>Vanity unit floor-standing 2 drawers, upper drawer including cut-out for siphon and siphon cover</p>						
for Happy D.2 # 231860 (not ground)	575 x 480	H2 6371		1.705	1.903	
for Happy D.2 # 231865 (not ground)	625 x 480	H2 6372		1.752	1.949	
for Happy D.2 # 231880 (not ground)	775 x 480	H2 6373		1.955	2.124	
for Happy D.2 # 231810 (not ground)	975 x 480	H2 6374		2.114	2.321	
for Happy D.2 # 231812 (not ground)	1175 x 480	H2 6375		2.303	2.538	
 <p>Additional modules Interior system in solid wood, including siphon cut out</p>						
for cabinet widths 575 mm	575	UV 9987	248			
for cabinet widths 625 mm	625	UV 9968	248			
for cabinet widths 775 mm	775	UV 9971	342			
for cabinet widths 975 mm	975	UV 9975	412			
for cabinet widths 1175 mm	1175	UV 9978	412			
<p>Infobox: Space saving siphon # 005076 is recommended / Interior modules can not be retrofitted and are factory installed. / framed recess = 13 mm / Legs not included in delivery, please order separately / Legs # UV 9918 are mandatory for installation / Legs # UV 9919 are recommended / Please specify when ordering:</p> <ul style="list-style-type: none"> - interior system yes / no - walnut 77 or maple 78 - Legs # UV 9918 or UV 9919 						
 <p>Plinth leg Chrome, 2 pieces</p>	20 x 25	UV 9918	181			
 <p>Plinth leg Chrome, 4 pieces</p>	20 x 25	UV 9919	340			

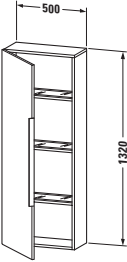
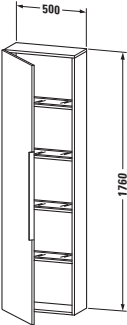
Happy D.2 Design by sieger design

Description	mm	Model-No.	Euro			
			Pricegroup 1	Pricegroup 2	Pricegroup 3	
						
Mirror with lighting						
IP 44, LED dimming function, 1 sensor switch bottom right, LED (lifespan > 30.000 hours), LED module fixed install, Energy class: A+						
LED module 3500 kelvin light colour, 7 W	500 x 36/105	H2 7491		1.121	1.142	
LED module 3500 kelvin light colour, 9 W	650 x 36/105	H2 7493		1.233	1.256	
LED module 3500 kelvin light colour, 11 W	800 x 36/105	H2 7494		1.396	1.421	
LED module 3500 Kelvin light colour, 14 W	1000 x 36/105	H2 7495		1.557	1.585	
LED module 3500 Kelvin light colour, 17 W	1200 x 36/105	H2 7496		1.822	1.856	
Additional modules						
defog system with Auto-Off function						
mirror widths 600, 620, 650, 750, 766 mm, mirror Ø 700, 900 mm 19 W		UV 9847	134			
mirror widths 800, 820, 1000, 1020, 1050 mm 37 W		UV 9848	140			
mirror widths 1200, 1220 mm 38 W		UV 9849	145			
Infobox: Distance between sensor and reflecting surfaces = minimum 75 mm						
						
Mirror cabinet						
IP 44, LED dimming function, 2 mirror doors, back panel inside mirror glass, 2 glass shelves (clear glass), 1 socket unit with flap lid in top end inside right, 1 sensor switch bottom right, LED (lifespan > 30.000 hours), LED module fixed install, Energy class: A+						
LED module 3500 kelvin light colour, 9 W	650 x 138/208	H2 7593		2.001	2.039	
LED module 3500 kelvin light colour, 10 W	800 x 138/208	H2 7594		2.213	2.253	
LED module 3500 Kelvin light colour, 13 W	1000 x 138/208	H2 7595		2.403	2.448	
Infobox: Distance between sensor and reflecting surfaces = minimum 75 mm						

Happy D.2 Design by sieger design

Description	mm	Model-No.	Euro			
			Pricegroup 1	Pricegroup 2	Pricegroup 3	
 <p>Mirror cabinet IP 44, LED dimming function, 3 mirror doors, back panel inside mirror glass, 4 glass shelves (clear glass), 1 socket unit with flap lid in top end inside right, 1 sensor switch bottom right, LED (lifespan > 30.000 hours), LED module fixed install, Energy class: A+ LED module 3500 Kelvin light colour, 16 W</p>	1200 x 138/208	H2 7596		2.855	2.912	
Infobox: Distance between sensor and reflecting surfaces = minimum 75 mm						
 <p>Magnetic strip in polished stainless steel</p>	90 x 5	UV 9709	54			
Infobox: The magnetic strip can be applied individually to the body, back side or mirror door by using a mirror adhesive tape. Please consider the decrease of respective storage space during installation.						
 <p>Box 1 Box, Material mix in acryl glass and solid wood (optionally in maple or walnut)</p>	185 x 100	UV 9910	94			
Infobox: Maximum use of space per shelf crosswise: 600 mm = 3 pieces/ 800mm = 4 pieces/ 1000 mm = 5 pieces/ 1200 mm = 6 pieces / Please specify when ordering: - walnut 77 or maple 78						
 <p>Wall board 1 shelf, fixation with locking pin, Width min. 600 mm, Width max. 1600 mm</p>	600-1600 x 160	H2 7912		218	237	
basic price for 600 mm				22	28	
price per section of 100 mm						
Infobox: Material thickness = 16 mm / Please specify when ordering: - width						

Happy D.2 Design by sieger design

Description	mm	Model-No.	Euro			
			Pricegroup 1	Pricegroup 2	Pricegroup 3	
 <p>Semi-tall cabinet 3 glass shelves with aluminium brackets</p>	500 x 240	H2 9250 L/R		1.133	1.363	
	500 x 360	H2 9251 L/R		1.242	1.532	
	Infobox: Please keep 20 mm space to the wall / In case of extension to furniture a space of 20 mm is necessary / Please specify when ordering: - hinges left (L) / right (R)					
 <p>Tall cabinet 4 glass shelves with alu carrier system</p>	500 x 240	H2 9252 L/R		1.364	1.665	
	500 x 360	H2 9253 L/R		1.476	1.847	
	Infobox: Please keep 20 mm space to the wall / In case of extension to furniture a space of 20 mm is necessary / Please specify when ordering: - hinges left (L) / right (R)					

Happy D.2 Plus Design by sieger design

Product information

Front Body Cover plate Semi-tall cabinet Wooden shelf for metal console	Decor Pricegroup 2	22 White High Gloss 75 Linen	Basic material: High-compressed three-ply chipboard. Moulded front for vanity unit out of high-compressed MDF board pressed with laminate (HPL). Moulded front for tall- and semi-tall cabinet out of curved plywood pressed with laminate (HPL) Edge material: ABS-Edge material. Moulded parts: top / bottom.
	Decor Pricegroup 3	80 Graphite Super Matt	Basic material: High-compressed three-ply chipboard. Moulded front for vanity unit out of high-compressed MDF board pressed with lacquered laminate (HPL). Moulded front for tall- and semi-tall cabinet out of curved plywood pressed with lacquered laminate (HPL) Edge material: ABS-Edge material. Moulded parts: top / bottom.
	Real wood veneer Pricegroup 3	69 Brushed Walnut 71 Mediterranean Oak	Basic material: High-compressed three-ply chipboard. Moulded front for vanity unit out of high-compressed MDF board with real wood veneer pressed on one side and laminate (HPL) in Black Diamond (57) on the other side. Moulded front for tall- and semi-tall cabinet out of curved plywood with real wood veneer pressed on one side and laminate (HPL) in Black Diamond (57) on the other side. Edge material: ABS-Edge material. Real wood veneer is a natural material, differences in colour and structure may occur.
	Lacquer Pricegroup 4	36 White Satin Matt 39 Nordic White Satin Matt 60 Taupe Satin Matt 92 Stone Grey Satin Matt 97 Light Blue Satin Matt 98 Night Blue Satin Matt	Basic material: High-compressed MDF-board multilayer lacquered. Moulded front for vanity unit out of high-compressed MDF board multilayered lacquered on one side and laminate (HPL) in Black Diamond (57) on the other side. Moulded front for tall- and semi-tall cabinet out of curved plywood multilayered lacquered on one side and laminate (HPL) in Black Diamond (57) on the other side. Edge material: ABS-Edge material (lacquered).
Console	Decor Pricegroup 2	22 White High Gloss	Basic material: High-compressed three-ply chipboard. Both sides pressed with laminate (HPL). Underside in Black Diamond (57). Edge material: ABS-Edge material.
	Decor Pricegroup 3	80 Graphite Super Matt	Basic material: High-compressed three-ply chipboard. Both sides pressed with lacquered laminate (HPL). Underside in Black Diamond (57). Edge material: ABS-Edge material.
	Real wood veneer Pricegroup 3	69 Brushed Walnut 71 Mediterranean Oak	Basic material: High-compressed three-ply chipboard. One side pressed with real wood veneer and on one side pressed with laminate (HPL) in Black Diamond (57). Edge material: ABS-Edge material. Real wood veneer is a natural material, differences in colour and structure may occur.
	Lacquer Pricegroup 4	36 White Satin Matt 39 Nordic White Satin Matt	Basic material: High-compressed MDF board multilayered lacquered on one side and pressed with laminate (HPL) in Black Diamond (57) on the other side. Edge material: ABS-Edge material (lacquered).

Happy D.2 Plus Design by sieger design

Product information

Mirror with lighting

- S** Light field pattern radial
- G** Light field pattern organic

Sensor-version: LED light technology, 3500 Kelvin light colour. Sensor switch bottom central for on / off function. Inclusive LED dimming function with memory effect. Defog system optional orderable.

Icon-version:
LED light technology, continuous, synchronous adjustment of the light colour (2700 - 6500 Kelvin) for direct and ambient light incl. memory effect. Inclusive defog system.
Touchless panel operating unit on the mirror surface with 3 horizontal, round icons.



Icon 1 (right): On / Off incl. dimming function for light field.



Icon 2 (middle): On / Off incl. dimming function for ambient light.



Icon 3 (left): On / Off defog system incl. Auto-Off after 60 minutes

Icon 1 + Icon 2 operated together and hold: Synchronous adjustment of the light colour between 2700 - 6500 Kelvin.

Mirror set (2 pieces) with lighting

- S** Light field pattern radial
- G** Light field pattern organic

Icon-version:
All mirror functions are synchronized mutual. LED light technology, continuous, synchronous adjustment of the light colour (2700 - 6500 Kelvin) for direct and ambient light incl. memory effect. Inclusive defog system. Touchless panel operating unit on the mirror surface with 3 horizontal, round icons.



Icon 1 (right): On / Off incl. dimming function for light field.



Icon 2 (middle): On / Off incl. dimming function for ambient light.



Icon 3 (left): On / Off defog system incl. Auto-Off after 60 minutes.

Icon 1 + Icon 2 operated together and hold: Synchronous adjustment of the light colour between 2700 - 6500 Kelvin.

Extension mechanism

Handleless

Tip-on fitting including self-closing. Automatic opening by conscious contact.

Interior system

Real Wood Massive
Pricegroup 1

- 77** Amer. Walnut Solid Wood
- 78** Maple Solid Wood

The interior system with a material mix in acrylic glass and solid wood is available in maple or walnut. There is an individually designed interior system for each cabinet width between 575 - 1600 mm. Each size of the cabinet has an individual layout of the interior system to use the optimum storage space. The box cover plus the small and big wave have a special anti-slip lacquer.

Defogger (Optional at Sensor-version) (Standard at Icon-version)

With this system there will be no mist on a defined mirror area. Defogger activation coincides with switching on and off of the mirror's light. If the mirror is already misted up (defogger off) it takes about 5 minutes for demisting. Auto-Off function after 60 minutes. 1 piece defogger 200 x 400 mm

c-bonded

Metal console c-bonded is always in combination with black frame (Anodized aluminium) and black c-bonded frame. For the vanity unit the c-bonded frame is always in the chosen furniture color.

c-shaped

Metal console c-shaped is always in combination with chrome rack (Aluminium) and white glazed ceramic edge. For the vanity unit the frame of the ceramic is always white glazed independent of the chosen furniture color.

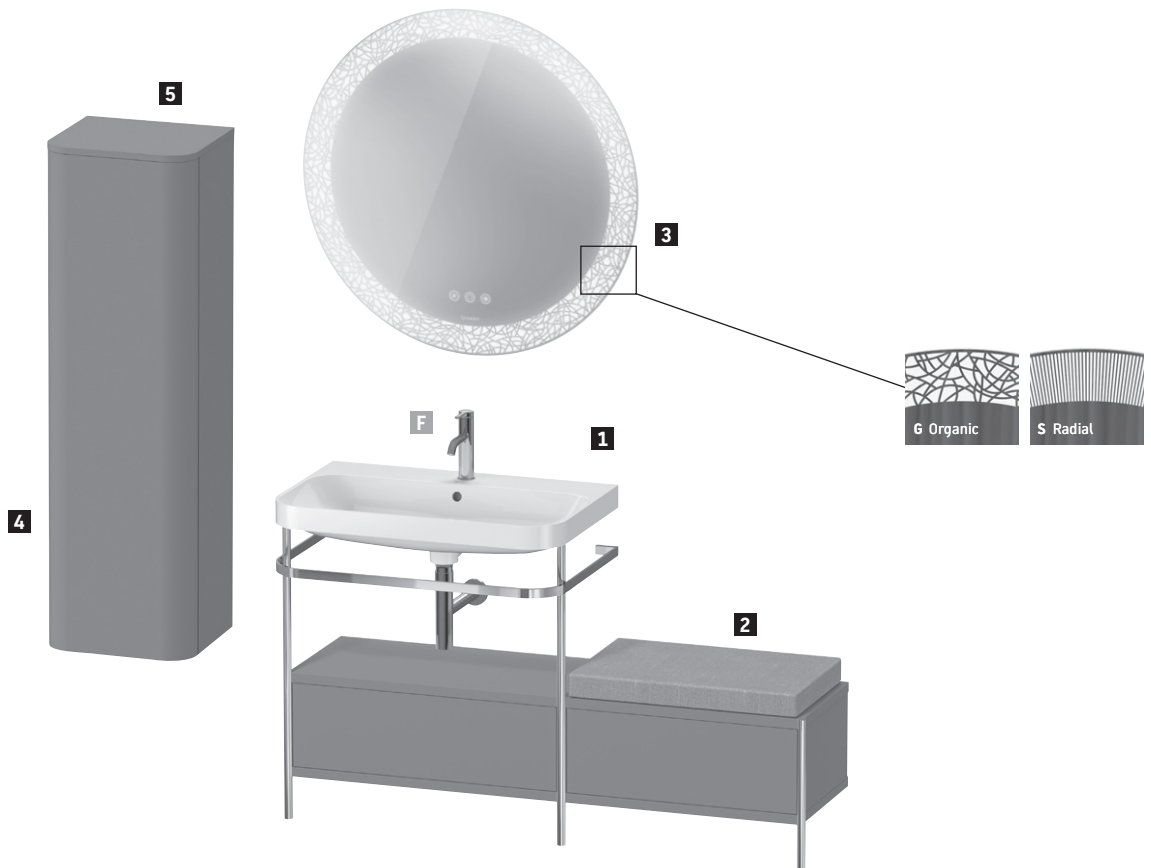
Seat Cushion

BC Greige Vinyl mesh

for metal console with lateral addition

Happy D.2 Plus Design by sieger design

Ordering Sample



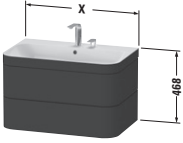

Happy D.2 Plus

Furniture washbasin c-shaped with metal console floor-standing
 Interior system
 Seat cushion for metal console with lateral shelf
 Mirror with lighting
 Semi-tall cabinet wall-mounted
 Cover plate semi-tall cabinet


92 Stone Grey Satin Matt
 77 Amer. Walnut Solid Wood
 BC Greige
 G Light field pattern organic
 92 Stone Grey Satin Matt
 92 Stone Grey Satin Matt

Description	Remark	Anzahl	Best. Nr.
1 Furniture washbasin c-shaped with metal console floor-standing	Width 1400 mm	1	# HP 4862 0 92 92
Interior system	for width 1400 mm	1	# UV 9689 B 77 77
2 Seat cushion for metal console with lateral shelf		1	# HP 9671 0 BC BC
3 Mirror with lighting	Ø 900 mm	1	# HP 7486 G 00 00
4 Semi-tall cabinet wall-mounted	Height 1320 mm	1	# HP 1261 L 92 92
5 Cover plate semi-tall cabinet	Width 400 mm	1	# HP 0300 0 92 92
F C.1 Single lever basin mixer M		1	# C11020

Happy D.2 Plus Design by sieger design


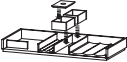
Description	mm	Model-No.	Euro			
			Pricegroup 1	Pricegroup 2	Pricegroup 3	Pricegroup 4
						
Furniture washbasin c-bonded with vanity wall mounted						
2 drawers, upper drawer including cut-out for siphon and siphon cover, Furniture washbasin Happy D.2 Plus included, with overflow, with tap platform, Ceramic covered push-open waste included, space saving siphon included						
	575 x 490	HP 4635 N/O/E		2.847	3.135	3.659
	775 x 490	HP 4637 N/O/E		3.054	3.325	3.908
	975 x 490	HP 4638 N/O/E		3.330	3.582	4.225
						
Additional modules						
Interior system in solid wood, including siphon cut out						
for cabinet widths 575 mm	575	UV 9987	248			
for cabinet widths 775 mm	775	UV 9971	342			
for cabinet widths 975 mm	975	UV 9975	412			
Infobox: This product is only available in the combination with the ceramic series Happy D.2 Plus and the furniture series Happy D.2 Plus / The vanity unit is permanently bonded to the washbasin and delivered together as one unit / Washbasin not available in WonderGliss / Ceramic is additionally fixed to the wall / Hanger bolts for fixing are not included in the delivery, follow mounting instruction / Description of furniture washbasin c-bonded on page 671 / Interior modules can not be retrofitted and are factory installed. / Please specify when ordering: - tap hole (N = without tap hole: ☒, O = with one tap hole: ●, E = with two tap holes: ●●) - interior system yes / no - walnut 77 or maple 78						

Happy D.2 Plus Design by sieger design

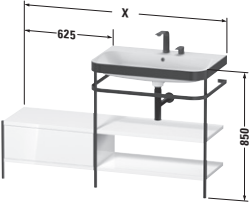
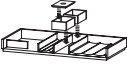
Description	mm	Model-No.	Euro			
			Pricegroup 1	Pricegroup 2	Pricegroup 3	Pricegroup 4
						
Furniture washbasin c-bonded with metal console floor-standing 1 wooden shelf, 1 towel rail, Furniture washbasin Happy D.2 Plus included, with overflow, with tap platform, Acrylic cover below tap platform, Ceramic covered push-open waste included, Metal console with integrated height adjustment						
	575 x 490	HP 4735 N/O/E		2.046	2.141	2.322
	775 x 490	HP 4737 N/O/E		2.241	2.349	2.519
	975 x 490	HP 4738 N/O/E		2.357	2.480	2.683

Infobox: The c-bonded frame is permanently bonded to the washbasin and delivered together with the disassembled metal console in one packaging unit / Washbasin not available in WonderGliss / Ceramic is additionally fixed to the wall / Hanger bolts for fixing are not included in the delivery, follow mounting instruction / Design siphon #005036 is recommended / In combination with the D.1e electronic basin mixer it is only possible to completely cover all components with the acrylic cover on the underside in the version with surface-mounted power supply unit. Exact position of the electric field see mounting instruction. For the version with plug-in power supply unit, the power supply (socket) must be placed outside the acrylic cover. / Description of furniture washbasin c-bonded on page 671 / Please specify when ordering:
 - tap hole (N = without tap hole: ☒, O = with one tap hole: ●, E = with two tap holes: ●●
 - Surface of the wooden shelf

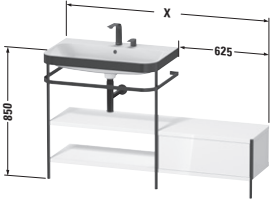
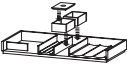
Happy D.2 Plus Design by sieger design

Description	mm	Model-No.	Euro			
			Pricegroup 1	Pricegroup 2	Pricegroup 3	Pricegroup 4
						
Furniture washbasin c-bonded with metal console floor-standing						
1 towel rail, 1 drawer, Furniture washbasin Happy D.2 Plus included, with overflow, with tap platform, Acrylic cover below tap platform, Ceramic covered push-open waste included, Metal console with integrated height adjustment						
	575 x 490	HP 4740 N/O/E		2.568	2.697	2.993
	775 x 490	HP 4742 N/O/E		2.794	2.940	3.240
	975 x 490	HP 4743 N/O/E		2.942	3.106	3.524
						
Additional modules						
Interior system in solid wood, without siphon cut out for cabinet widths 575 mm, under ceramics	575	UV 9661	226			
for cabinet widths 775 mm, under ceramics	775	UV 9690	398			
for cabinet widths 975 mm, under ceramics	975	UV 9691	492			
<p>Infobox: The c-bonded frame is permanently bonded to the washbasin and delivered together with the disassembled metal console in one packaging unit / Washbasin not available in WonderGliss / Ceramic is additionally fixed to the wall / Hanger bolts for fixing are not included in the delivery, follow mounting instruction / Design siphon #005036 is recommended / In combination with the D.1e electronic basin mixer it is only possible to completely cover all components with the acrylic cover on the underside in the version with surface-mounted power supply unit. Exact position of the electric field see mounting instruction. For the version with plug-in power supply unit, the power supply (socket) must be placed outside the acrylic cover. / Description of furniture washbasin c-bonded on page 671 / Please specify when ordering:</p> <ul style="list-style-type: none"> - tap hole (N = without tap hole: ☒, O = with one tap hole: ●, E = with two tap holes: ●●) - interior system yes / no - walnut 77 or maple 78 - Surface of the drawer 						

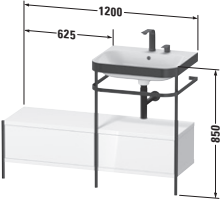
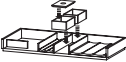
Happy D.2 Plus Design by sieger design

Description	mm	Model-No.	Euro			
			Pricegroup 1	Pricegroup 2	Pricegroup 3	Pricegroup 4
 <p>Furniture washbasin c-bonded with metal console floor-standing 2 wooden shelves, 1 towel rail, 1 drawer, lateral addition on the left, Furniture washbasin Happy D.2 Plus included, with overflow, with tap platform, Acrylic cover below tap platform, Ceramic covered push-open waste included, Metal console with integrated height adjustment</p>						
	1200 x 490	HP 4745 N/O/E		3.229	3.467	3.744
	1400 x 490	HP 4747 N/O/E		3.508	3.774	4.191
	1600 x 490	HP 4748 N/O/E		3.684	3.971	4.378
 <p>Additional modules Interior system in solid wood, without siphon cut out for cabinet widths 625 mm, beside ceramics</p>	625	UV 9697	350			
<p>Infobox: The c-bonded frame is permanently bonded to the washbasin and delivered together with the disassembled metal console in one packaging unit / Ceramic is additionally fixed to the wall / Washbasin not available in WonderGliss / Hanger bolts for fixing are not included in the delivery, follow mounting instruction / Design siphon #005036 is recommended / In combination with the D.1e electronic basin mixer it is only possible to completely cover all components with the acrylic cover on the underside in the version with surface-mounted power supply unit. Exact position of the electric field see mounting instruction. For the version with plug-in power supply unit, the power supply (socket) must be placed outside the acrylic cover. / Description of furniture washbasin c-bonded on page 671 / Please specify when ordering:</p> <ul style="list-style-type: none"> - tap hole (N = without tap hole: ☒, O = with one tap hole: ●, E = with two tap holes: ●●) - Surface of the wooden shelves and drawer - interior system yes / no - walnut 77 or maple 78 - Seat cushion # HP 9671 yes / no 						

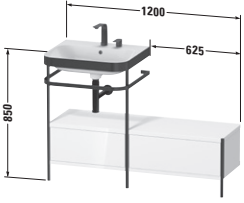

Happy D.2 Plus Design by sieger design

Description	mm	Model-No.	Euro			
			Pricegroup 1	Pricegroup 2	Pricegroup 3	Pricegroup 4
 <p>Furniture washbasin c-bonded with metal console floor-standing 2 wooden shelves, 1 towel rail, 1 drawer, lateral addition on the right, Furniture washbasin Happy D.2 Plus included, with overflow, with tap platform, Acrylic cover below tap platform, Ceramic covered push-open waste included, Metal console with integrated height adjustment</p>						
	1200 x 490	HP 4750 N/O/E		3.229	3.467	3.744
	1400 x 490	HP 4752 N/O/E		3.508	3.774	4.191
	1600 x 490	HP 4753 N/O/E		3.684	3.971	4.378
 <p>Additional modules Interior system in solid wood, without siphon cut out for cabinet widths 625 mm, beside ceramics</p>	625	UV 9697	350			
<p>Infobox: The c-bonded frame is permanently bonded to the washbasin and delivered together with the disassembled metal console in one packaging unit / Washbasin not available in WonderGliss / Ceramic is additionally fixed to the wall / Hanger bolts for fixing are not included in the delivery, follow mounting instruction / Design siphon #005036 is recommended / In combination with the D.1e electronic basin mixer it is only possible to completely cover all components with the acrylic cover on the underside in the version with surface-mounted power supply unit. Exact position of the electric field see mounting instruction. For the version with plug-in power supply unit, the power supply (socket) must be placed outside the acrylic cover. / Description of furniture washbasin c-bonded on page 671 / Please specify when ordering:</p> <ul style="list-style-type: none"> - Surface of the wooden shelves and drawer - tap hole (N = without tap hole: ☒, O = with one tap hole: ●, E = with two tap holes: ●●) - interior system yes / no - walnut 77 or maple 78 - Seat cushion # HP 9671 yes / no 						

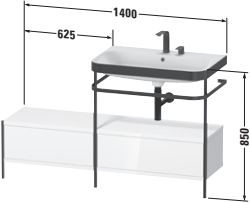
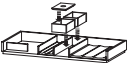
Happy D.2 Plus Design by sieger design

Description	mm	Model-No.	Euro			
			Pricegroup 1	Pricegroup 2	Pricegroup 3	Pricegroup 4
 <p>Furniture washbasin c-bonded with metal console floor-standing 1 towel rail, 2 drawers, lateral addition on the left, Furniture washbasin Happy D.2 Plus included, with overflow, with tap platform, Acrylic cover below tap platform, Ceramic covered push-open waste included, Metal console with integrated height adjustment</p>						
	1200 x 490	HP 4755 N/O/E		3.516	3.787	4.133
 <p>Additional modules Interior system in solid wood, without siphon cut out for cabinet widths 575 mm, under ceramics</p>	575	UV 9661	226			
for cabinet widths 625 mm, beside ceramics	625	UV 9697	350			
for cabinet widths 1200 mm, in both drawers	1200	UV 9662 B	576			
<p>Infobox: The c-bonded frame is permanently bonded to the washbasin and delivered together with the disassembled metal console in one packaging unit / Washbasin not available in WonderGliss / Ceramic is additionally fixed to the wall / Hanger bolts for fixing are not included in the delivery, follow mounting instruction / Design siphon #005036 is recommended / In combination with the D.1e electronic basin mixer it is only possible to completely cover all components with the acrylic cover on the underside in the version with surface-mounted power supply unit. Exact position of the electric field see mounting instruction. For the version with plug-in power supply unit, the power supply (socket) must be placed outside the acrylic cover. / Description of furniture washbasin c-bonded on page 671 / Please specify when ordering:</p> <ul style="list-style-type: none"> - tap hole (N = without tap hole: ☒, O = with one tap hole: ●, E = with two tap holes: ●●) - Surface of the drawers - interior system yes / no - position interior system - walnut 77 or maple 78 - Seat cushion # HP 9671 yes / no 						

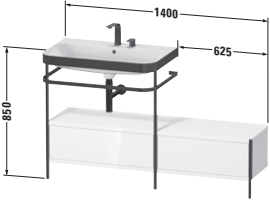
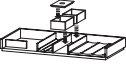
Happy D.2 Plus Design by sieger design

Description	mm	Model-No.	Euro			
			Pricegroup 1	Pricegroup 2	Pricegroup 3	Pricegroup 4
 <p>Furniture washbasin c-bonded with metal console (floor-standing) 1 towel rail, 2 drawers, lateral addition on the right, Furniture washbasin Happy D.2 Plus included, with overflow, with tap platform, Acrylic cover below tap platform, Ceramic covered push-open waste included, Metal console with integrated height adjustment</p>						
	1200 x 490	HP 4760 N/O/E		3.516	3.787	4.133
 <p>Additional modules Interior system in solid wood, without siphon cut out for cabinet widths 575 mm, under ceramics</p>	575	UV 9661	226			
for cabinet widths 625 mm, beside ceramics	625	UV 9697	350			
for cabinet widths 1200 mm, in both drawers	1200	UV 9663 B	576			
<p>Infobox: The c-bonded frame is permanently bonded to the washbasin and delivered together with the disassembled metal console in one packaging unit / Washbasin not available in WonderGliss / Ceramic is additionally fixed to the wall / Hanger bolts for fixing are not included in the delivery, follow mounting instruction / Design siphon #005036 is recommended / In combination with the D.1e electronic basin mixer it is only possible to completely cover all components with the acrylic cover on the underside in the version with surface-mounted power supply unit. Exact position of the electric field see mounting instruction. For the version with plug-in power supply unit, the power supply (socket) must be placed outside the acrylic cover. / Description of furniture washbasin c-bonded on page 671 / Please specify when ordering:</p> <ul style="list-style-type: none"> - tap hole (N = without tap hole: ☒, O = with one tap hole: ●, E = with two tap holes: ●●) - Surface of the drawers - interior system yes / no - position interior system - walnut 77 or maple 78 - Seat cushion # HP 9671 yes / no 						

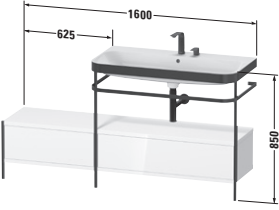
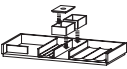
Happy D.2 Plus Design by sieger design

Description	mm	Model-No.	Euro			
			Pricegroup 1	Pricegroup 2	Pricegroup 3	Pricegroup 4
 <p>Furniture washbasin c-bonded with metal console floor-standing 1 towel rail, 2 drawers, lateral addition on the left, Furniture washbasin Happy D.2 Plus included, with overflow, with tap platform, Acrylic cover below tap platform, Ceramic covered push-open waste included, Metal console with integrated height adjustment</p>						
	1400 x 490	HP 4757 N/O/E		3.823	4.127	4.613
 <p>Additional modules Interior system in solid wood, without siphon cut out for cabinet widths 625 mm, beside ceramics</p>	625	UV 9697	350			
for cabinet widths 775 mm, under ceramics	775	UV 9690	398			
for cabinet widths 1400 mm, in both drawers	1400	UV 9693 B	748			
<p>Infobox: The c-bonded frame is permanently bonded to the washbasin and delivered together with the disassembled metal console in one packaging unit / Washbasin not available in WonderGliss / Ceramic is additionally fixed to the wall / Hanger bolts for fixing are not included in the delivery, follow mounting instruction / Design siphon #005036 is recommended / In combination with the D.1e electronic basin mixer it is only possible to completely cover all components with the acrylic cover on the underside in the version with surface-mounted power supply unit. Exact position of the electric field see mounting instruction. For the version with plug-in power supply unit, the power supply (socket) must be placed outside the acrylic cover. / Description of furniture washbasin c-bonded on page 671 / Please specify when ordering:</p> <ul style="list-style-type: none"> - tap hole (N = without tap hole: ☒, O = with one tap hole: ●, E = with two tap holes: ●●) - Surface of the drawers - interior system yes / no - position interior system - walnut 77 or maple 78 - Seat cushion # HP 9671 yes / no 						

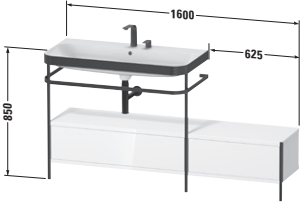

Happy D.2 Plus Design by sieger design

Description	mm	Model-No.	Euro			
			Pricegroup 1	Pricegroup 2	Pricegroup 3	Pricegroup 4
 <p>Furniture washbasin c-bonded with metal console floor-standing 1 towel rail, 2 drawers, lateral addition on the right, Furniture washbasin Happy D.2 Plus included, with overflow, with tap platform, Acrylic cover below tap platform, Ceramic covered push-open waste included, Metal console with integrated height adjustment</p>						
	1400 x 490	HP 4762 N/O/E		3.823	4.127	4.613
 <p>Additional modules Interior system in solid wood, without siphon cut out for cabinet widths 625 mm, beside ceramics</p>	625	UV 9697	350			
for cabinet widths 775 mm, under ceramics	775	UV 9690	398			
for cabinet widths 1400 mm, in both drawers	1400	UV 9689 B	748			
<p>Infobox: The c-bonded frame is permanently bonded to the washbasin and delivered together with the disassembled metal console in one packaging unit / Washbasin not available in WonderGliss / Ceramic is additionally fixed to the wall / Hanger bolts for fixing are not included in the delivery, follow mounting instruction / Design siphon #005036 is recommended / In combination with the D.1e electronic basin mixer it is only possible to completely cover all components with the acrylic cover on the underside in the version with surface-mounted power supply unit. Exact position of the electric field see mounting instruction. For the version with plug-in power supply unit, the power supply (socket) must be placed outside the acrylic cover. / Description of furniture washbasin c-bonded on page 671 / Please specify when ordering:</p> <ul style="list-style-type: none"> - tap hole (N = without tap hole: ☒, O = with one tap hole: ●, E = with two tap holes: ●● - Surface of the drawers - interior system yes / no - position interior system - walnut 77 or maple 78 - Seat cushion # HP 9671 yes / no 						

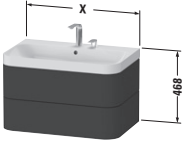
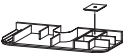
Happy D.2 Plus Design by sieger design

Description	mm	Model-No.	Euro			
			Pricegroup 1	Pricegroup 2	Pricegroup 3	Pricegroup 4
 <p>Furniture washbasin c-bonded with metal console floor-standing 1 towel rail, 2 drawers, lateral addition on the left, Furniture washbasin Happy D.2 Plus included, with overflow, with tap platform, Acrylic cover below tap platform, Ceramic covered push-open waste included, Metal console with integrated height adjustment</p>						
	1600 x 490	HP 4758 N/O/E		4.024	4.353	4.842
 <p>Additional modules Interior system in solid wood, without siphon cut out for cabinet widths 625 mm, beside ceramics</p>	625	UV 9697	350			
for cabinet widths 975 mm, under ceramics	975	UV 9691	492			
for cabinet widths 1600 mm, in both drawers	1600	UV 9694 B	842			
<p>Infobox: The c-bonded frame is permanently bonded to the washbasin and delivered together with the disassembled metal console in one packaging unit / Washbasin not available in WonderGliss / Ceramic is additionally fixed to the wall / Hanger bolts for fixing are not included in the delivery, follow mounting instruction / Design siphon #005036 is recommended / In combination with the D.1e electronic basin mixer it is only possible to completely cover all components with the acrylic cover on the underside in the version with surface-mounted power supply unit. Exact position of the electric field see mounting instruction. For the version with plug-in power supply unit, the power supply (socket) must be placed outside the acrylic cover. / Description of furniture washbasin c-bonded on page 671 / Please specify when ordering:</p> <ul style="list-style-type: none"> - tap hole (N = without tap hole: ☒, O = with one tap hole: ●, E = with two tap holes: ●●) - Surface of the drawers - interior system yes / no - position interior system - walnut 77 or maple 78 - Seat cushion # HP 9671 yes / no 						


Happy D.2 Plus Design by sieger design

Description	mm	Model-No.	Euro			
			Pricegroup 1	Pricegroup 2	Pricegroup 3	Pricegroup 4
						
Furniture washbasin c-bonded with metal console floor-standing 1 towel rail, 2 drawers, lateral addition on the right, Furniture washbasin Happy D.2 Plus included, with overflow, with tap platform, Acrylic cover below tap platform, Ceramic covered push-open waste included, Metal console with integrated height adjustment						
	1600 x 490	HP 4763 N/O/E		4.024	4.353	4.842
						
Additional modules Interior system in solid wood, without siphon cut out for cabinet widths 625 mm, beside ceramics	625	UV 9697	350			
for cabinet widths 975 mm, under ceramics	975	UV 9691	492			
for cabinet widths 1600 mm, in both drawers	1600	UV 9692 B	842			
Infobox: The c-bonded frame is permanently bonded to the washbasin and delivered together with the disassembled metal console in one packaging unit / Washbasin not available in WonderGliss / Ceramic is additionally fixed to the wall / Hanger bolts for fixing are not included in the delivery, follow mounting instruction / Design siphon #005036 is recommended / In combination with the D.1e electronic basin mixer it is only possible to completely cover all components with the acrylic cover on the underside in the version with surface-mounted power supply unit. Exact position of the electric field see mounting instruction. For the version with plug-in power supply unit, the power supply (socket) must be placed outside the acrylic cover. / Description of furniture washbasin c-bonded on page 671 / Please specify when ordering: - tap hole (N = without tap hole: ☒, O = with one tap hole: ●, E = with two tap holes: ●● - Surface of the drawers - interior system yes / no - position interior system - walnut 77 or maple 78 - Seat cushion # HP 9671 yes / no						



Happy D.2 Plus Design by sieger design

Description	mm	Model-No.	Euro			
			Pricegroup 1	Pricegroup 2	Pricegroup 3	Pricegroup 4
						
Furniture washbasin c-shaped with vanity wall mounted 2 drawers, upper drawer including cut-out for siphon and siphon cover, Furniture washbasin Happy D.2 Plus included, with overflow, with tap platform, Ceramic covered push-open waste included, space saving siphon included						
	575 x 490	HP 4345 N/O/E		2.847	3.135	3.659
	775 x 490	HP 4347 N/O/E		3.054	3.325	3.908
	975 x 490	HP 4348 N/O/E		3.330	3.582	4.225
						
Additional modules Interior system in solid wood, including siphon cut out						
for cabinet widths 575 mm	575	UV 9987	248			
for cabinet widths 775 mm	775	UV 9971	342			
for cabinet widths 975 mm	975	UV 9975	412			
Infobox: This product is only available in the combination with the ceramic series Happy D.2 Plus and the furniture series Happy D.2 Plus / The vanity unit is permanently bonded to the washbasin and delivered together as one unit / Washbasin not available in WonderGliss / Ceramic is additionally fixed to the wall / Hanger bolts for fixing are not included in the delivery, follow mounting instruction / Description of furniture washbasin c-shaped on page 671 / Interior modules can not be retrofitted and are factory installed. / Please specify when ordering: - tap hole (N = without tap hole: ☒, O = with one tap hole: ●, E = with two tap holes: ●●) - interior system yes / no - walnut 77 or maple 78						

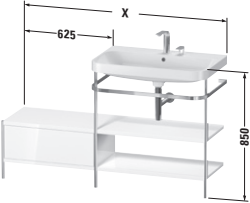
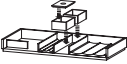
Happy D.2 Plus Design by sieger design

Description	mm	Model-No.	Euro			
			Pricegroup 1	Pricegroup 2	Pricegroup 3	Pricegroup 4
 <p>Furniture washbasin c-shaped with metal console floor-standing 1 wooden shelf, 1 towel rail, Furniture washbasin Happy D.2 Plus included, with overflow, with tap platform, Acrylic cover below tap platform, Ceramic covered push-open waste included, Metal console with integrated height adjustment</p>						
	575 x 490	HP 4835 N/O/E		2.046	2.141	2.322
	775 x 490	HP 4837 N/O/E		2.241	2.349	2.519
	975 x 490	HP 4838 N/O/E		2.357	2.480	2.683
<p>Infobox: The c-shaped furniture washbasin is delivered together with the disassembled metal console in one packaging unit / Washbasin not available in WonderGliss / Ceramic is additionally fixed to the wall / Hanger bolts for fixing are not included in the delivery, follow mounting instruction / Design siphon #005036 is recommended / In combination with the D.1e electronic basin mixer it is only possible to completely cover all components with the acrylic cover on the underside in the version with surface-mounted power supply unit. Exact position of the electric field see mounting instruction. For the version with plug-in power supply unit, the power supply (socket) must be placed outside the acrylic cover. / Description of furniture washbasin c-shaped on page 671 / Please specify when ordering: - tap hole (N = without tap hole: ☒, O = with one tap hole: ●, E = with two tap holes: ●● - Surface of the wooden shelf</p>						

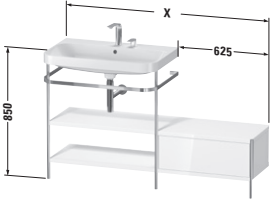
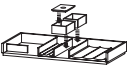
Happy D.2 Plus Design by sieger design

Description	mm	Model-No.	Euro			
			Pricegroup 1	Pricegroup 2	Pricegroup 3	Pricegroup 4
						
Furniture washbasin c-shaped with metal console floor-standing						
1 towel rail, 1 drawer, Furniture washbasin Happy D.2 Plus included, with overflow, with tap platform, Acrylic cover below tap platform, Ceramic covered push-open waste included, Metal console with integrated height adjustment						
	575 x 490	HP 4840 N/O/E		2.568	2.697	2.993
	775 x 490	HP 4842 N/O/E		2.794	2.940	3.240
	975 x 490	HP 4843 N/O/E		2.942	3.106	3.524
						
Additional modules						
Interior system in solid wood, without siphon cut out for cabinet widths 575 mm, under ceramics	575	UV 9661	226			
for cabinet widths 775 mm, under ceramics	775	UV 9690	398			
for cabinet widths 975 mm, under ceramics	975	UV 9691	492			
<p>Infobox: The c-shaped furniture washbasin is delivered together with the disassembled metal console in one packaging unit / Washbasin not available in WonderGliss / Ceramic is additionally fixed to the wall / Hanger bolts for fixing are not included in the delivery, follow mounting instruction / Design siphon #005036 is recommended / In combination with the D.1e electronic basin mixer it is only possible to completely cover all components with the acrylic cover on the underside in the version with surface-mounted power supply unit. Exact position of the electric field see mounting instruction. For the version with plug-in power supply unit, the power supply (socket) must be placed outside the acrylic cover. / Description of furniture washbasin c-shaped on page 671 / Please specify when ordering:</p> <ul style="list-style-type: none"> - tap hole (N = without tap hole: ☒, O = with one tap hole: ●, E = with two tap holes: ●●) - interior system yes / no - walnut 77 or maple 78 - Surface of the drawer 						

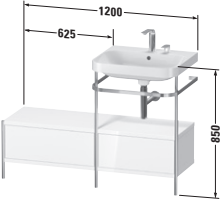
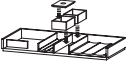
Happy D.2 Plus Design by sieger design

Description	mm	Model-No.	Euro			
			Pricegroup 1	Pricegroup 2	Pricegroup 3	Pricegroup 4
 <p>Furniture washbasin c-shaped with metal console floor-standing 2 wooden shelves, 1 towel rail, 1 drawer, lateral addition on the left, Furniture washbasin Happy D.2 Plus included, with overflow, with tap platform, Acrylic cover below tap platform, Ceramic covered push-open waste included, Metal console with integrated height adjustment</p>						
	1200 x 490	HP 4845 N/O/E		3.229	3.467	3.744
	1400 x 490	HP 4847 N/O/E		3.508	3.774	4.191
	1600 x 490	HP 4848 N/O/E		3.684	3.971	4.378
 <p>Additional modules Interior system in solid wood, without siphon cut out for cabinet widths 625 mm, beside ceramics</p>	625	UV 9697	350			
<p>Infobox: The c-shaped furniture washbasin is delivered together with the disassembled metal console in one packaging unit / Washbasin not available in WonderGliss / Ceramic is additionally fixed to the wall / Hanger bolts for fixing are not included in the delivery, follow mounting instruction / Design siphon #005036 is recommended / In combination with the D.1e electronic basin mixer it is only possible to completely cover all components with the acrylic cover on the underside in the version with surface-mounted power supply unit. Exact position of the electric field see mounting instruction. For the version with plug-in power supply unit, the power supply (socket) must be placed outside the acrylic cover. / Description of furniture washbasin c-shaped on page 671 / Please specify when ordering:</p> <ul style="list-style-type: none"> - tap hole (N = without tap hole: ☒, O = with one tap hole: ●, E = with two tap holes: ●●) - Surface of the wooden shelves and drawer - interior system yes / no - walnut 77 or maple 78 - Seat cushion # HP 9671 yes / no 						

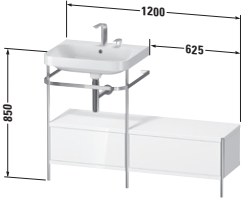

Happy D.2 Plus Design by sieger design

Description	mm	Model-No.	Euro			
			Pricegroup 1	Pricegroup 2	Pricegroup 3	Pricegroup 4
 <p>Furniture washbasin c-shaped with metal console floor-standing 2 wooden shelves, 1 towel rail, 1 drawer, lateral addition on the right, Furniture washbasin Happy D.2 Plus included, with overflow, with tap platform, Acrylic cover below tap platform, Ceramic covered push-open waste included, Metal console with integrated height adjustment</p>						
	1200 x 490	HP 4850 N/O/E		3.229	3.467	3.744
	1400 x 490	HP 4852 N/O/E		3.508	3.774	4.191
	1600 x 490	HP 4853 N/O/E		3.684	3.971	4.378
 <p>Additional modules Interior system in solid wood, without siphon cut out for cabinet widths 625 mm, beside ceramics</p>	625	UV 9697	350			
<p>Infobox: The c-shaped furniture washbasin is delivered together with the disassembled metal console in one packaging unit / Washbasin not available in WonderGliss / Ceramic is additionally fixed to the wall / Hanger bolts for fixing are not included in the delivery, follow mounting instruction / Design siphon #005036 is recommended / In combination with the D.1e electronic basin mixer it is only possible to completely cover all components with the acrylic cover on the underside in the version with surface-mounted power supply unit. Exact position of the electric field see mounting instruction. For the version with plug-in power supply unit, the power supply (socket) must be placed outside the acrylic cover. / Description of furniture washbasin c-shaped on page 671 / Please specify when ordering:</p> <ul style="list-style-type: none"> - tap hole (N = without tap hole: ☒, O = with one tap hole: ●, E = with two tap holes: ●●) - Surface of the wooden shelves and drawer - interior system yes / no - walnut 77 or maple 78 - Seat cushion # HP 9671 yes / no 						

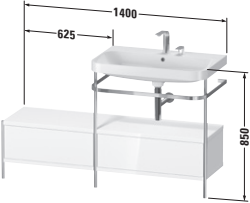
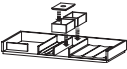
Happy D.2 Plus Design by sieger design

Description	mm	Model-No.	Euro			
			Pricegroup 1	Pricegroup 2	Pricegroup 3	Pricegroup 4
 <p>Furniture washbasin c-shaped with metal console floor-standing 1 towel rail, 2 drawers, lateral addition on the left, Furniture washbasin Happy D.2 Plus included, with overflow, with tap platform, Acrylic cover below tap platform, Ceramic covered push-open waste included, Metal console with integrated height adjustment</p>						
	1200 x 490	HP 4855 N/O/E		3.516	3.787	4.133
 <p>Additional modules Interior system in solid wood, without siphon cut out for cabinet widths 575 mm, under ceramics</p>	575	UV 9661	226			
for cabinet widths 625 mm, beside ceramics	625	UV 9697	350			
for cabinet widths 1200 mm, in both drawers	1200	UV 9662 B	576			
<p>Infobox: The c-shaped furniture washbasin is delivered together with the disassembled metal console in one packaging unit / Washbasin not available in WonderGliss / Ceramic is additionally fixed to the wall / Hanger bolts for fixing are not included in the delivery, follow mounting instruction / Design siphon #005036 is recommended / In combination with the D.1e electronic basin mixer it is only possible to completely cover all components with the acrylic cover on the underside in the version with surface-mounted power supply unit. Exact position of the electric field see mounting instruction. For the version with plug-in power supply unit, the power supply (socket) must be placed outside the acrylic cover. / Description of furniture washbasin c-shaped on page 671 / Please specify when ordering:</p> <ul style="list-style-type: none"> - tap hole (N = without tap hole: ☒, O = with one tap hole: ●, E = with two tap holes: ●●) - Surface of the drawers - interior system yes / no - position interior system - walnut 77 or maple 78 - Seat cushion # HP 9671 yes / no 						

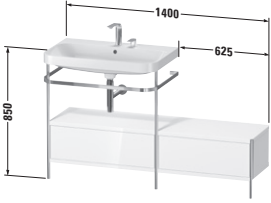
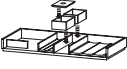
Happy D.2 Plus Design by sieger design

Description	mm	Model-No.	Euro			
			Pricegroup 1	Pricegroup 2	Pricegroup 3	Pricegroup 4
 <p>Furniture washbasin c-shaped with metal console floor-standing 1 towel rail, 2 drawers, lateral addition on the right, Furniture washbasin Happy D.2 Plus included, with overflow, with tap platform, Acrylic cover below tap platform, Ceramic covered push-open waste included, Metal console with integrated height adjustment</p>						
	1200 x 490	HP 4860 N/O/E		3.516	3.787	4.133
 <p>Additional modules Interior system in solid wood, without siphon cut out for cabinet widths 575 mm, under ceramics for cabinet widths 625 mm, beside ceramics for cabinet widths 1200 mm, in both drawers</p>						
	575	UV 9661	226			
	625	UV 9697	350			
	1200	UV 9663 B	576			
<p>Infobox: The c-shaped furniture washbasin is delivered together with the disassembled metal console in one packaging unit / Washbasin not available in WonderGliss / Ceramic is additionally fixed to the wall / Hanger bolts for fixing are not included in the delivery, follow mounting instruction / Design siphon #005036 is recommended / In combination with the D.1e electronic basin mixer it is only possible to completely cover all components with the acrylic cover on the underside in the version with surface-mounted power supply unit. Exact position of the electric field see mounting instruction. For the version with plug-in power supply unit, the power supply (socket) must be placed outside the acrylic cover. / Description of furniture washbasin c-shaped on page 671 / Please specify when ordering:</p> <ul style="list-style-type: none"> - tap hole (N = without tap hole: ☒, O = with one tap hole: ●, E = with two tap holes: ●●) - Surface of the drawers - interior system yes / no - position interior system - walnut 77 or maple 78 - Seat cushion # HP 9671 yes / no 						

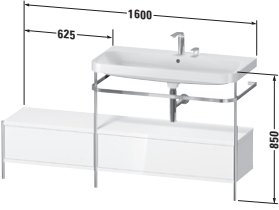

Happy D.2 Plus Design by sieger design

Description	mm	Model-No.	Euro			
			Pricegroup 1	Pricegroup 2	Pricegroup 3	Pricegroup 4
 <p>Furniture washbasin c-shaped with metal console floor-standing 1 towel rail, 2 drawers, lateral addition on the left, Furniture washbasin Happy D.2 Plus included, with overflow, with tap platform, Acrylic cover below tap platform, Ceramic covered push-open waste included, Metal console with integrated height adjustment</p>						
	1400 x 490	HP 4857 N/O/E		3.823	4.127	4.613
 <p>Additional modules Interior system in solid wood, without siphon cut out for cabinet widths 625 mm, beside ceramics</p>	625	UV 9697	350			
for cabinet widths 775 mm, under ceramics	775	UV 9690	398			
for cabinet widths 1400 mm, in both drawers	1400	UV 9693 B	748			
<p>Infobox: The c-shaped furniture washbasin is delivered together with the disassembled metal console in one packaging unit / Washbasin not available in WonderGliss / Ceramic is additionally fixed to the wall / Hanger bolts for fixing are not included in the delivery, follow mounting instruction / Design siphon #005036 is recommended / In combination with the D.1e electronic basin mixer it is only possible to completely cover all components with the acrylic cover on the underside in the version with surface-mounted power supply unit. Exact position of the electric field see mounting instruction. For the version with plug-in power supply unit, the power supply (socket) must be placed outside the acrylic cover. / Description of furniture washbasin c-shaped on page 671 / Please specify when ordering:</p> <ul style="list-style-type: none"> - tap hole (N = without tap hole: ☒, O = with one tap hole: ●, E = with two tap holes: ●●) - Surface of the drawers - interior system yes / no - position interior system - walnut 77 or maple 78 - Seat cushion # HP 9671 yes / no 						

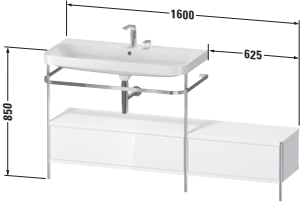


Happy D.2 Plus Design by sieger design

Description	mm	Model-No.	Euro			
			Pricegroup 1	Pricegroup 2	Pricegroup 3	Pricegroup 4
 <p>Furniture washbasin c-shaped with metal console floor-standing 1 towel rail, 2 drawers, lateral addition on the right, Furniture washbasin Happy D.2 Plus included, with overflow, with tap platform, Acrylic cover below tap platform, Ceramic covered push-open waste included, Metal console with integrated height adjustment</p>						
	1400 x 490	HP 4862 N/O/E		3.823	4.127	4.613
 <p>Additional modules Interior system in solid wood, without siphon cut out for cabinet widths 625 mm, beside ceramics</p>	625	UV 9697	350			
for cabinet widths 775 mm, under ceramics	775	UV 9690	398			
for cabinet widths 1400 mm, in both drawers	1400	UV 9689 B	748			
<p>Infobox: The c-shaped furniture washbasin is delivered together with the disassembled metal console in one packaging unit / Washbasin not available in WonderGliss / Ceramic is additionally fixed to the wall / Hanger bolts for fixing are not included in the delivery, follow mounting instruction / Design siphon #005036 is recommended / In combination with the D.1e electronic basin mixer it is only possible to completely cover all components with the acrylic cover on the underside in the version with surface-mounted power supply unit. Exact position of the electric field see mounting instruction. For the version with plug-in power supply unit, the power supply (socket) must be placed outside the acrylic cover. / Description of furniture washbasin c-shaped on page 671 / Please specify when ordering:</p> <ul style="list-style-type: none"> - tap hole (N = without tap hole: ☒, O = with one tap hole: ●, E = with two tap holes: ●●) - Surface of the drawers - interior system yes / no - position interior system - walnut 77 or maple 78 - Seat cushion # HP 9671 yes / no 						




Happy D.2 Plus Design by sieger design

Description	mm	Model-No.	Euro			
			Pricegroup 1	Pricegroup 2	Pricegroup 3	Pricegroup 4
 <p>Furniture washbasin c-shaped with metal console floor-standing 1 towel rail, 2 drawers, lateral addition on the left, Furniture washbasin Happy D.2 Plus included, with overflow, with tap platform, Acrylic cover below tap platform, Ceramic covered push-open waste included, Metal console with integrated height adjustment</p>						
	1600 x 490	HP 4858 N/O/E		4.024	4.353	4.842
 <p>Additional modules Interior system in solid wood, without siphon cut out for cabinet widths 625 mm, beside ceramics</p>	625	UV 9697	350			
for cabinet widths 975 mm, under ceramics	975	UV 9691	492			
for cabinet widths 1600 mm, in both drawers	1600	UV 9694 B	842			
<p>Infobox: The c-shaped furniture washbasin is delivered together with the disassembled metal console in one packaging unit / Washbasin not available in WonderGliss / Ceramic is additionally fixed to the wall / Hanger bolts for fixing are not included in the delivery, follow mounting instruction / Design siphon #005036 is recommended / In combination with the D.1e electronic basin mixer it is only possible to completely cover all components with the acrylic cover on the underside in the version with surface-mounted power supply unit. Exact position of the electric field see mounting instruction. For the version with plug-in power supply unit, the power supply (socket) must be placed outside the acrylic cover. / Description of furniture washbasin c-shaped on page 671 / Please specify when ordering:</p> <ul style="list-style-type: none"> - tap hole (N = without tap hole: ☒, O = with one tap hole: ●, E = with two tap holes: ●●) - Surface of the drawers - interior system yes / no - position interior system - walnut 77 or maple 78 - Seat cushion # HP 9671 yes / no 						




Happy D.2 Plus Design by sieger design

Description	mm	Model-No.	Euro			
			Pricegroup 1	Pricegroup 2	Pricegroup 3	Pricegroup 4
 <p>Furniture washbasin c-shaped with metal console floor-standing 1 towel rail, 2 drawers, lateral addition on the right, Furniture washbasin Happy D.2 Plus included, with overflow, with tap platform, Acrylic cover below tap platform, Ceramic covered push-open waste included, Metal console with integrated height adjustment</p>						
	1600 x 490	HP 4863 N/O/E		4.024	4.353	4.842
 <p>Additional modules Interior system in solid wood, without siphon cut out for cabinet widths 625 mm, beside ceramics</p>	625	UV 9697	350			
for cabinet widths 975 mm, under ceramics	975	UV 9691	492			
for cabinet widths 1600 mm, in both drawers	1600	UV 9692 B	842			
<p>Infobox: The c-shaped furniture washbasin is delivered together with the disassembled metal console in one packaging unit / Washbasin not available in WonderGliss / Ceramic is additionally fixed to the wall / Hanger bolts for fixing are not included in the delivery, follow mounting instruction / Design siphon #005036 is recommended / In combination with the D.1e electronic basin mixer it is only possible to completely cover all components with the acrylic cover on the underside in the version with surface-mounted power supply unit. Exact position of the electric field see mounting instruction. For the version with plug-in power supply unit, the power supply (socket) must be placed outside the acrylic cover. / Description of furniture washbasin c-shaped on page 671 / Please specify when ordering: - tap hole (N = without tap hole: ☒, O = with one tap hole: ●, E = with two tap holes: ●● - Surface of the drawers - interior system yes / no - position interior system - walnut 77 or maple 78 - Seat cushion # HP 9671 yes / no</p>						
 <p>Seat cushion for metal console with lateral addition</p>	600 x 380	HP 9671	199			





Happy D.2 Plus Design by sieger design

Description	mm	Model-No.	Euro			
			Pricegroup 1	Pricegroup 2	Pricegroup 3	Pricegroup 4
						
Console						
1 console with one cut-out						
for vanity units for console	650 x 480	HP 031B		333	397	434
Infobox: suitable for vanity unit # HP4940, HP4960						
						
Vanit unit for console wall-mounted						
1 pull-out compartment						
for above counter basin Happy D.2 Plus	650 x 480	HP 4940		1.575	1.754	1.890
						
Additional modules						
Interior system in solid wood, without siphon cut out						
for cabinet widths 650 mm	650	UV 9750	194			
Interior lighting system for vanity unit, Position interior lighting not choosable, Energy class: A						
LED module 4500 kelvin light colour 2 W		HP 9719	230			
Infobox: Console not included in delivery, please order separately / Installation only in combination with space saving siphon (# 005076 is recommended) / Interior modules can not be retrofitted and are factory installed. / Interior lighting systems can not be retrofitted and are factory installed. / Please specify when ordering: <ul style="list-style-type: none"> - interior system yes / no - walnut 77 or maple 78 - Interior lighting system yes / no - Model-no. ceramic, please see page 1042 						



Happy D.2 Plus Design by sieger design

Description	mm	Model-No.	Euro			
			Pricegroup 1	Pricegroup 2	Pricegroup 3	Pricegroup 4
 <p>Vanit unit for console wall-mounted 2 drawers, upper drawer including cut-out for siphon and siphon cover for above counter basin Happy D.2 Plus</p>	650 x 480	HP 4960		1.964	2.250	2.325
 <p>Additional modules Interior system in solid wood, including siphon cut out for cabinet widths 650 mm</p>	650	UV 9766	248			
<p>Interior lighting system for vanity unit, Position interior lighting not choosable, Energy class: A LED module 4500 kelvin light colour 4 W</p>		HP 9722	359			
<p>Infobox: Console not included in delivery, please order separately / Installation only in combination with space saving siphon (# 005076 is recommended) / Interior modules can not be retrofitted and are factory installed. / Interior lighting systems can not be retrofitted and are factory installed. / Please specify when ordering: - interior system yes / no - walnut 77 or maple 78 - Interior lighting system yes / no - Model-no. ceramic, please see page 1042</p>						
 <p>Console 1 console with one cut-out for vanity units for console</p>	1000 x 550	HP 031E		388	486	525
<p>Infobox: suitable for vanity unit # HP4931, HP4941, HP4951, HP4961, HP4971</p>						



Happy D.2 Plus Design by sieger design

Description	mm	Model-No.	Euro			
			Pricegroup 1	Pricegroup 2	Pricegroup 3	Pricegroup 4
 <p>Vanit unit for console wall-mounted 1 pull-out compartment</p>						
for furniture basin Happy D.2 (ground)	1000 x 550	HP 4931		1.809	1.988	2.127
for above counter basin Happy D.2, for above counter basin Happy D.2 Plus	1000 x 550	HP 4941		1.809	1.988	2.127
 <p>Additional modules Interior system in solid wood, without siphon cut out</p>						
for cabinet widths 1000 mm	1000	UV 9751	492			
Interior lighting system for vanity unit, Position interior lighting not choosable, Energy class: A						
LED module 4500 kelvin light colour 4 W		HP 9695	256			
<p>Infobox: Console not included in delivery, please order separately / Installation only in combination with space saving siphon (# 005076 is recommended) / Interior modules can not be retrofitted and are factory installed. / Interior lighting systems can not be retrofitted and are factory installed. / Please specify when ordering: - interior system yes / no - walnut 77 or maple 78 - Interior lighting system yes / no - Model-no. ceramic, please see page 1042</p>						
 <p>Vanit unit for console wall-mounted 1 pull-out compartment, pull-out compartment including cut-out for siphon and siphon cover</p>						
for countertop basin Happy D.2	1000 x 550	HP 4951		1.809	1.988	2.127
 <p>Additional modules Interior system in solid wood, including siphon cut out</p>						
for cabinet widths 1000 mm	1000	UV 9752	412			
Interior lighting system for vanity unit, Position interior lighting not choosable, Energy class: A						
LED module 4500 kelvin light colour 4 W		HP 9695	256			
<p>Infobox: Console not included in delivery, please order separately / Installation only in combination with space saving siphon (# 005076 is recommended) / Interior modules can not be retrofitted and are factory installed. / Interior lighting systems can not be retrofitted and are factory installed. / Please specify when ordering: - interior system yes / no - walnut 77 or maple 78 - Interior lighting system yes / no - Model-no. ceramic, please see page 1042</p>						



Happy D.2 Plus Design by sieger design

Description	mm	Model-No.	Euro			
			Pricegroup 1	Pricegroup 2	Pricegroup 3	Pricegroup 4
 <p>Vanity unit for console wall-mounted 2 drawers, upper drawer including cut-out for siphon and siphon cover for furniture basin Happy D.2 (ground) 1000 x 550 for above counter basin Happy D.2, for above counter basin Happy D.2 Plus 1000 x 550</p>						
<p>Additional modules Interior system in solid wood, including siphon cut out for cabinet widths 1000 mm 1000 Interior lighting system for vanity unit, Position interior lighting not choosable, Energy class: A LED module 4500 kelvin light colour 8 W</p>						
<p>Infobox: Console not included in delivery, please order separately / Installation only in combination with space saving siphon (# 005076 is recommended) / Interior modules can not be retrofitted and are factory installed. / Interior lighting systems can not be retrofitted and are factory installed. / Please specify when ordering: - interior system yes / no - walnut 77 or maple 78 - Interior lighting system yes / no - Model-no. ceramic, please see page 1042</p>						
 <p>Console 1 countertop with one cut-out left, right or central for vanity units for console 1300 x 550</p>						
<p>Infobox: suitable for vanity unit # HP4932, HP4942, HP4952, HP4962, HP4972 / Please specify when ordering: - Position of bowl</p>						



Happy D.2 Plus Design by sieger design

Description	mm	Model-No.	Euro			
			Pricegroup 1	Pricegroup 2	Pricegroup 3	Pricegroup 4
						
Vanit unit for console wall-mounted 1 pull-out compartment						
for furniture basin Happy D.2 (ground)	1300 x 550	HP 4932 L/R/M		2.003	2.215	2.359
for above counter basin Happy D.2, for above counter basin Happy D.2 Plus	1300 x 550	HP 4942 L/R/M		2.003	2.215	2.359
						
Additional modules Interior system in solid wood, without siphon cut out						
for cabinet widths 1300 mm	1300	UV 9753	492			
Interior lighting system for vanity unit, Position interior lighting not choosable, Energy class: A						
LED module 4500 kelvin light colour 4 W		HP 9695	256			
<div style="border: 1px solid black; padding: 5px;"> <p>Infobox: Console not included in delivery, please order separately / Installation only in combination with space saving siphon (# 005076 is recommended) / Interior modules can not be retrofitted and are factory installed. / Interior lighting systems can not be retrofitted and are factory installed. / Please specify when ordering:</p> <ul style="list-style-type: none"> - interior system yes / no - walnut 77 or maple 78 - Interior lighting system yes / no - L/R/M = washbasin left, right or central possible - Model-no. ceramic, please see page 1042 </div>						




Happy D.2 Plus Design by sieger design

Description	mm	Model-No.	Euro			
			Pricegroup 1	Pricegroup 2	Pricegroup 3	Pricegroup 4
						
Vanit unit for console wall-mounted 1 pull-out compartment, pull-out compartment including cut-out for siphon and siphon cover						
for countertop basin Happy D.2	1300 x 550	HP 4952 L/R/M		2.003	2.215	2.359
						
Additional modules Interior system in solid wood, including siphon cut out						
for cabinet widths 1300 mm	1300	UV 9768 L/R	412			
for cabinet widths 1300 mm	1300	UV 9754 M	412			
Interior lighting system for vanity unit, Position interior lighting not choosable, Energy class: A						
LED module 4500 kelvin light colour 4 W		HP 9695	256			
<div style="border: 1px solid black; padding: 5px;"> <p>Infobox: Console not included in delivery, please order separately / Installation only in combination with space saving siphon (# 005076 is recommended) / Interior modules can not be retrofitted and are factory installed. / Interior lighting systems can not be retrofitted and are factory installed. / Please specify when ordering:</p> <ul style="list-style-type: none"> - interior system yes / no - position interior system left (L), right (R) or central (M) ways - walnut 77 or maple 78 - Interior lighting system yes / no - L/R/M = washbasin left, right or central possible - Model-no. ceramic, please see page 1042 </div>						

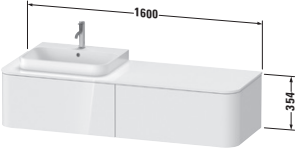

Happy D.2 Plus Design by sieger design

Description	mm	Model-No.	Euro			
			Pricegroup 1	Pricegroup 2	Pricegroup 3	Pricegroup 4
 <p>Vanity unit for console wall-mounted 2 drawers, upper drawer including cut-out for siphon and siphon cover for furniture basin Happy D.2 (ground) 1300 x 550 for above counter basin Happy D.2, for above counter basin Happy D.2 Plus 1300 x 550</p>						
<p>Additional modules Interior system in solid wood, including siphon cut out for cabinet widths 1300 mm 1300 Interior lighting system for vanity unit, Position interior lighting not choosable, Energy class: A LED module 4500 kelvin light colour 8 W</p>						
<p>Infobox: Console not included in delivery, please order separately / Installation only in combination with space saving siphon (# 005076 is recommended) / Interior modules can not be retrofitted and are factory installed. / Interior lighting systems can not be retrofitted and are factory installed. / Please specify when ordering: - interior system yes / no - walnut 77 or maple 78 - Interior lighting system yes / no - Model-no. ceramic, please see page 1042</p>						
 <p>Console 1 console with two cut-outs for vanity units for console 1300 x 550</p>						
<p>Infobox: suitable for vanity unit # HP4943</p>						

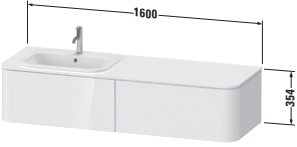

Happy D.2 Plus Design by sieger design

Description	mm	Model-No.	Euro			
			Pricegroup 1	Pricegroup 2	Pricegroup 3	Pricegroup 4
						
Vanit unit for console wall-mounted						
1 pull-out compartment						
for above counter basin Happy D.2,						
for above counter basin Happy D.2 Plus	1300 x 550	HP 4943 B		2.003	2.215	2.359
						
Additional modules						
Interior system in solid wood, without siphon cut out						
for cabinet widths 1300 mm	1300	UV 9753	492			
Interior lighting system for vanity unit, Position interior lighting not choosable, Energy class: A						
LED module 4500 kelvin light colour 4 W		HP 9695	256			
Infobox: Console not included in delivery, please order separately / Installation only in combination with space saving siphon (# 005076 is recommended) / Interior modules can not be retrofitted and are factory installed. / Interior lighting systems can not be retrofitted and are factory installed. / Please specify when ordering: <ul style="list-style-type: none"> - interior system yes / no - walnut 77 or maple 78 - Interior lighting system yes / no - B = basin on both sides - Model-no. ceramic, please see page 1042 						
						
Console						
1 countertop with one cut-out left or right						
for vanity units for console	1600 x 550	HP 031H L/R		517	668	690
Infobox: suitable for vanity unit # HP4934, HP4944, HP4954, HP4963, HP4973 / Please specify when ordering: <ul style="list-style-type: none"> - Position of bowl 						




Happy D.2 Plus Design by sieger design

Description	mm	Model-No.	Euro			
			Pricegroup 1	Pricegroup 2	Pricegroup 3	Pricegroup 4
						
Vanit unit for console wall-mounted						
2 pull-out compartments						
for furniture basin Happy D.2 (ground)	1600 x 550	HP 4934 L/R		3.017	3.303	3.482
for above counter basin Happy D.2, for above counter basin Happy D.2 Plus	1600 x 550	HP 4944 L/R		3.017	3.303	3.482
						
Additional modules						
Interior system in solid wood						
for cabinet widths 800 mm, without siphon cut out	800	UV 9756 L/R	398			
for cabinet widths 800 mm, without siphon cut out	800	UV 9758 B	796			
Interior lighting system for vanity unit, Position interior lighting not choosable, Energy class: A						
LED module 4500 kelvin light colour 4 W		HP 9722	359			
<p>Infobox: Console not included in delivery, please order separately / Installation only in combination with space saving siphon (# 005076 is recommended) / Interior modules can not be retrofitted and are factory installed. / Interior lighting systems can not be retrofitted and are factory installed. / Please specify when ordering:</p> <ul style="list-style-type: none"> - interior system yes / no - position interior system left (L) , right (R) or both (B) ways - walnut 77 or maple 78 - Interior lighting system yes / no - L/R = Washbasin left or right possible - Model-no. ceramic, please see page 1042 						



Happy D.2 Plus Design by sieger design

Description	mm	Model-No.	Euro			
			Pricegroup 1	Pricegroup 2	Pricegroup 3	Pricegroup 4
						
Vanit unit for console wall-mounted 2 pull-out compartments, pull-out compartment including cut-out for siphon and siphon cover for countertop basin Happy D.2	1600 x 550	HP 4954 L/R		3.017	3.303	3.482
						
Additional modules Interior system in solid wood for cabinet widths 800 mm, including siphon cut out , under ceramics 800		UV 9755 L/R	342			
for cabinet widths 800 mm, without siphon cut out	800	UV 9756 L/R	398			
for cabinet widths 800 mm	800	UV 9757 B	740			
Interior lighting system for vanity unit, Position interior lighting not choosable, Energy class: A						
LED module 4500 kelvin light colour 4 W		HP 9722	359			
<div style="border: 1px solid black; padding: 5px;"> <p>Infobox: Console not included in delivery, please order separately / Installation only in combination with space saving siphon (# 005076 is recommended) / Interior modules can not be retrofitted and are factory installed. / Interior lighting systems can not be retrofitted and are factory installed. / Please specify when ordering:</p> <ul style="list-style-type: none"> - interior system yes / no - position interior system left (L) , right (R) or both (B) ways - walnut 77 or maple 78 - Interior lighting system yes / no - L/R = Washbasin left or right possible - Model-no. ceramic, please see page 1042 </div>						



Happy D.2 Plus Design by sieger design

Description	mm	Model-No.	Euro			
			Pricegroup 1	Pricegroup 2	Pricegroup 3	Pricegroup 4
						
Vanity unit for console wall-mounted						
4 drawers, upper drawer including cut-out for siphon and siphon cover						
for furniture basin Happy D.2 (ground)	1600 x 550	HP 4963 L/R		4.293	4.641	4.845
for above counter basin Happy D.2, for above counter basin Happy D.2 Plus	1600 x 550	HP 4973 L/R		4.293	4.641	4.845
						
Additional modules						
Interior system in solid wood						
for cabinet widths 800 mm, including siphon cut out , under ceramics	800	UV 9755 L/R	342			
for cabinet widths 800 mm, without siphon cut out	800	UV 9756 L/R	398			
for cabinet widths 800 mm	800	UV 9757 B	740			
Interior lighting system for vanity unit, Position interior lighting not choosable, Energy class: A						
LED module 4500 kelvin light colour 8 W		HP 9769	584			
Infobox: Console not included in delivery, please order separately / Installation only in combination with space saving siphon (# 005076 is recommended) / Interior modules can not be retrofitted and are factory installed. / Interior lighting systems can not be retrofitted and are factory installed. / Please specify when ordering: - interior system yes / no - position interior system left (L) , right (R) or both (B) ways - walnut 77 or maple 78 - Interior lighting system yes / no - L/R = Washbasin left or right possible - Model-no. ceramic, please see page 1042						
						
Console						
1 console with two cut-outs						
for vanity units for console	1600 x 550	HP 032H B		567	718	741
Infobox: suitable for vanity unit # HP4936, HP4946 ,HP4956, HP4964, HP4974						



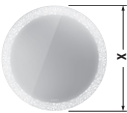
Happy D.2 Plus Design by sieger design

Description	mm	Model-No.	Euro			
			Pricegroup 1	Pricegroup 2	Pricegroup 3	Pricegroup 4
						
Vanit unit for console wall-mounted						
2 pull-out compartments						
for furniture basin Happy D.2 (ground)	1600 x 550	HP 4936 B		3.017	3.303	3.482
for above counter basin Happy D.2, for above counter basin Happy D.2 Plus	1600 x 550	HP 4946 B		3.017	3.303	3.482
						
Additional modules						
Interior system in solid wood						
for cabinet widths 800 mm, without siphon cut out	800	UV 9756 L/R	398			
for cabinet widths 800 mm, without siphon cut out	800	UV 9758 B	796			
Interior lighting system for vanity unit, Position interior lighting not choosable, Energy class: A						
LED module 4500 kelvin light colour 4 W		HP 9722	359			
<p>Infobox: Console not included in delivery, please order separately / Installation only in combination with space saving siphon (# 005076 is recommended) / Interior modules can not be retrofitted and are factory installed. / Interior lighting systems can not be retrofitted and are factory installed. / Please specify when ordering:</p> <ul style="list-style-type: none"> - interior system yes / no - position interior system left (L) , right (R) or both (B) ways - walnut 77 or maple 78 - Interior lighting system yes / no - B = basin on both sides - Model-no. ceramic, please see page 1042 						


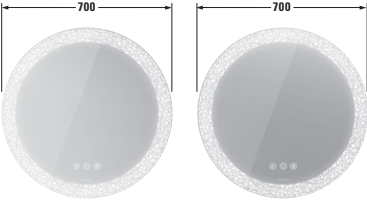
Happy D.2 Plus Design by sieger design

Description	mm	Model-No.	Euro			
			Pricegroup 1	Pricegroup 2	Pricegroup 3	Pricegroup 4
						
Vanit unit for console wall-mounted 2 pull-out compartments, pull-out compartment including cut-out for siphon and siphon cover for countertop basin Happy D.2	1600 x 550	HP 4956 B		3.017	3.303	3.482
						
Additional modules Interior system in solid wood for cabinet widths 800 mm, including siphon cut out , under ceramics 800		UV 9755 L/R	342			
for cabinet widths 800 mm, including siphon cut out 800		UV 9759 B	684			
Interior lighting system for vanity unit, Position interior lighting not choosable, Energy class: A						
LED module 4500 kelvin light colour 4 W		HP 9722	359			
<div style="border: 1px solid black; padding: 5px;"> <p>Infobox: Console not included in delivery, please order separately / Installation only in combination with space saving siphon (# 005076 is recommended) / Interior modules can not be retrofitted and are factory installed. / Interior lighting systems can not be retrofitted and are factory installed. / Please specify when ordering:</p> <ul style="list-style-type: none"> - interior system yes / no - position interior system left (L) , right (R) or both (B) ways - walnut 77 or maple 78 - B = basin on both sides - Interior lighting system yes / no - Model-no. ceramic, please see page 1042 </div>						



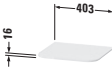
Happy D.2 Plus Design by sieger design

Description	mm	Model-No.	Euro			
			Pricegroup 1	Pricegroup 2	Pricegroup 3	Pricegroup 4
						
Vanit unit for console wall-mounted						
4 drawers, upper drawer including cut-out for siphon and siphon cover						
for furniture basin Happy D.2 (ground)	1600 x 550	HP 4964 B		4.293	4.641	4.845
for above counter basin Happy D.2, for above counter basin Happy D.2 Plus	1600 x 550	HP 4974 B		4.293	4.641	4.845
						
Additional modules						
Interior system in solid wood for cabinet widths 800 mm, including siphon cut out , under ceramics 800						
		UV 9755 L/R		342		
	800	UV 9759 B		684		
Interior lighting system for vanity unit, Position interior lighting not choosable, Energy class: A						
		HP 9769		584		
Infobox: Console not included in delivery, please order separately / Installation only in combination with space saving siphon (# 005076 is recommended) / Interior modules can not be retrofitted and are factory installed. / Interior lighting systems can not be retrofitted and are factory installed. / Please specify when ordering: - interior system yes / no - position interior system left (L) , right (R) or both (B) ways - walnut 77 or maple 78 - Interior lighting system yes / no - B = basin on both sides - Model-no. ceramic, please see page 1042						
						
Mirror with lighting						
„sensor“ - version, IP 44, LED light field (circular), Light field pattern choosable, LED dimming function, 1 sensor switch centric at the bottom, LED (lifespan > 30.000 hours), LED module fixed install, Energy class: A+						
	700 x 47	HP 7480		1.391		
	900 x 47	HP 7481		1.653		
Additional modules						
defog system with Auto-Off function mirror widths 600, 620, 650, 750, 766 mm, mirror Ø 700, 900 mm 19 W						
		UV 9847		134		
Infobox: Distance between sensor and reflecting surfaces = minimum 75 mm / Please specify when ordering: - Light field pattern radial (S) / organic (G)						

Happy D.2 Plus Design by sieger design

Description	mm	Model-No.	Euro			
			Pricegroup 1	Pricegroup 2	Pricegroup 3	Pricegroup 4
 <p>Mirror with lighting „icon“ - version, LED light field (circular), Light field pattern choosable, LED ambient light (circular), LED dimming function, defog system with Auto-Off function, Continuous, synchronous adjustment of the light colour for direct and ambient light, Dimming function and adjustment of the light colour with memory effect, Touchless panel operating unit, LED (lifespan > 30.000 hours), LED module fixed install, Energy class: A+</p>						
LED module 2700 - 6500 kelvin light colour 62 W	700 x 55	HP 7485	2.166			
LED module 2700 - 6500 kelvin light colour 82 W	900 x 55	HP 7486	2.579			
Infobox: Please specify when ordering: - Light field pattern radial (S) / organic (G)						
 <p>Mirror set (2 pieces) with lighting „icon“ - version, LED light field (circular), Light field pattern choosable, LED ambient light (circular), LED dimming function, defog system with Auto-Off function, Continuous, synchronous adjustment of the light colour for direct and ambient light, Dimming function and adjustment of the light colour with memory effect, Touchless panel operating unit, All mirror functions are synchronized (mutual), LED (lifespan > 30.000 hours), LED module fixed install, Energy class: A+</p>						
LED module 2700 - 6500 kelvin light colour 2 x 62 W	700 x 55	HP 7487	4.509			
Infobox: Synchronization is cordless and factory preset / Please specify when ordering: - Light field pattern radial (S) / organic (G)						

Happy D.2 Plus Design by sieger design

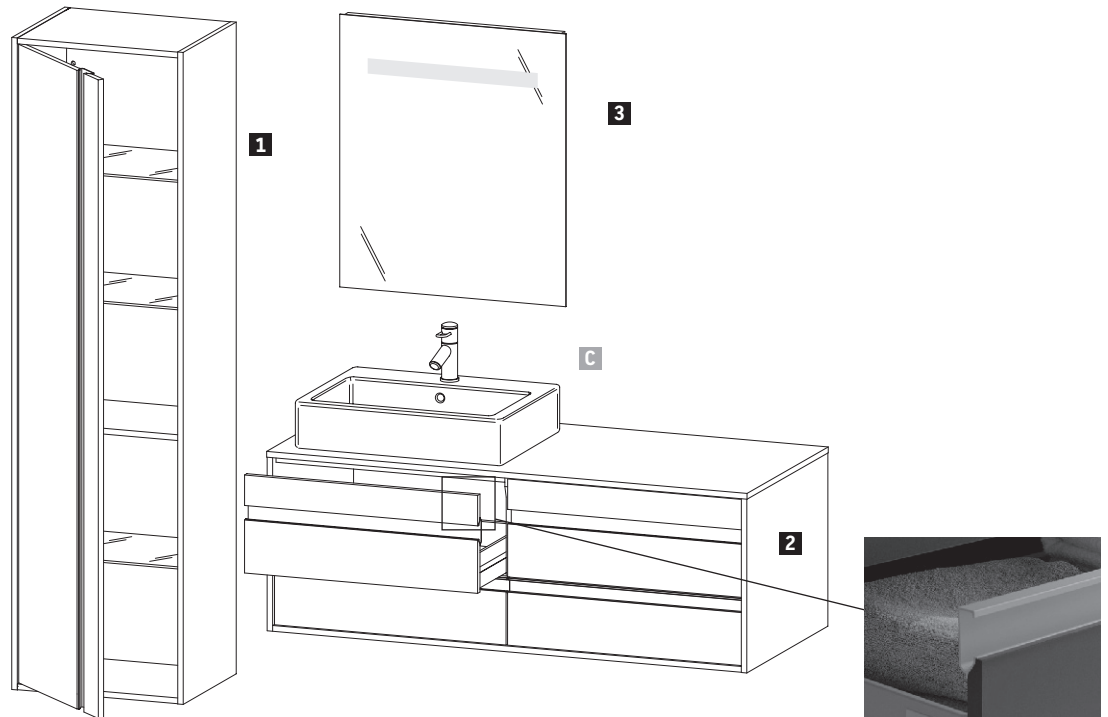
Description	mm	Model-No.	Euro			
			Pricegroup 1	Pricegroup 2	Pricegroup 3	Pricegroup 4
 <p>Semi-tall cabinet 1 door, 2 glass shelves, 2 glass shelves with lip in door</p>	400 x 360	HP 1260 L/R		1.788	1.981	2.058
Infobox: Please keep 60 mm space to the wall / Cover plate not included in delivery, please order separately / Please specify when ordering: - hinges left (L) / right (R)						
 <p>Semi-tall cabinet 1 door, 3 glass shelves, 3 glass shelves with lip in door</p>	400 x 360	HP 1261 L/R		2.390	2.753	2.836
Infobox: Please keep 60 mm space to the wall / Cover plate not included in delivery, please order separately / Please specify when ordering: - hinges left (L) / right (R)						
 <p>Cover plate for semi-tall cabinet 1 countertop</p>	403 x 364	HP 0300		229	281	314
Infobox: suitable for semi-tall cabinet # HP1260, HP1261 / Please specify when ordering: - Cover plate colour						

Ketho Design by Christian Werner

Product Information

Front Body Mirror Cabinet	Decor Pricegroup 1	07 Concrete Grey Matt 16 Black Oak 18 White Matt 21 Walnut Dark 30 Natural Oak 35 Oak Terra 43 Basalt Matt 49 Graphite Matt 53 Chestnut Dark 79 Natural Walnut 91 Taupe Matt	Basic material: High-compressed three-ply chipboard, directly coated with melamine resin decor on both sides. Edge Material: ABS-Edge material.
	Decor Pricegroup 2	22 White High Gloss 75 Linen	Basic material: High-compressed three-ply chipboard, with laminate (HPL) pressed on both sides. Edge Material: ABS-Edge material.
Edges mirror ground plate	Decor Pricegroup 1	37 White Aluminium	Basic material: High-compressed MDF-Board directly coated. Edge Material: ABS-Edge material.
Mirror with lighting			LED light technology, 3500 Kelvin light colour. Sensor switch bottom right for on/off function.
Mirror cabinet with lighting			LED light technology, 3500 Kelvin light colour. Sensor switch bottom right for on/off function. Including LED-dimming function.
Handle furniture		Silver anodised	Aluminium
Individual Dividing System # UV 9845 # UV 9955		Black Diamond	Individual and retrofittable dividing system with cover. The interior system has no fixed position and is freely positionable within the drawer. Width x Height x Depth: 115 mm x 45 mm x drawer depth Material: Foil covered medium density fibre board (MDF) with anti-slip covering on the bottom.
Magnetic strip mirror cabinet # UV 9709		stainless steel	Magnetic fixing bar inside the mirror cabinet as bracket for metallic bathroom accessoires.

Ordering Sample

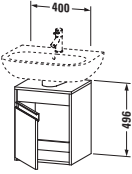
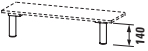
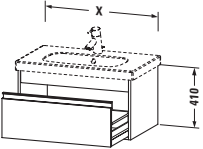
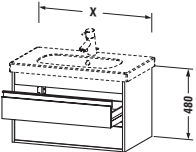


Ketho
Body
Tall cabinet
Vanity unit


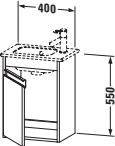
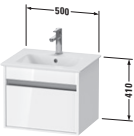

49 Graphite Matt

Description	Remark	Quantity	Model-No.
1 Tall Cabinet	Height 1800 mm	1	# KT 1265 L 49 49
2 Vanity unit wall mounted	Width 1400 mm	1	# KT 6657 L 49 49
3 Mirror with lighting	Width 650 mm	1	# KT 7330 0 00 00
C Vero		1	# 045260 00 00

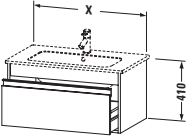
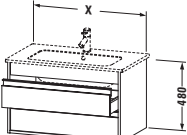
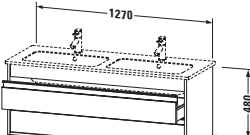
Ketho Design by Christian Werner

Description	mm	Model-No.	Euro		Euro	
			Pricegroup 1	Pricegroup 2		
 <p>Vanity unit wall-mounted 1 door for D-Code # 231055, # 231060, # 231065</p>	400 x 360	KT 6658 L/R	564	649		
Infobox: Space saving siphon # 005076 is recommended / Please specify when ordering: - hinges left (L) / right (R)						
 <p>Plinth legs 2 Feet adapted for vanity unit # KT 6658</p>	40 x 40	KT 9911	54			
 <p>Vanity unit wall-mounted 1 pull-out compartment for D-Code # 034265 for D-Code # 034285 for D-Code # 034210 for D-Code # 034812</p>	600 x 455 800 x 455 1000 x 455 1150 x 455	KT 6670 KT 6667 KT 6668 KT 6669	689 716 742 785	794 825 853 903		
Infobox: Installation only in combination with space saving siphon (# 005076 is recommended) / Dividing system optional, lay-in component # UV 9845						
 <p>Vanity unit wall-mounted 2 drawers, upper drawer including cut-out for siphon and siphon cover for D-Code # 034265 for D-Code # 034285 for D-Code # 034210 for D-Code # 034812</p>	600 x 455 800 x 455 1000 x 455 1150 x 455	KT 6650 KT 6647 KT 6648 KT 6649	895 930 966 1.042	1.031 1.070 1.110 1.200		
Infobox: Siphon # 005026 is recommended / Dividing system optional, lay-in component # UV 9845						

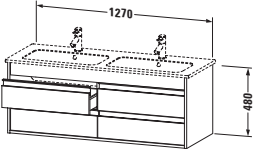
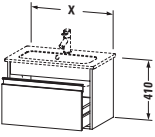
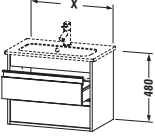
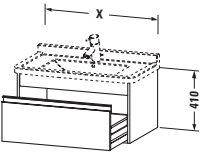
Ketho Design by Christian Werner

Description	mm	Model-No.	Euro		Euro	
			Pricegroup 1	Pricegroup 2		
						
Furniture Set						
1 pull-out compartment, space saving siphon included						
Ketho vanity unit wall mounted						
# KT 6670, D-Code furniture washbasin # 034265	600 x 455	KT 0062	1.119	1.224		
Ketho vanity unit wall mounted						
# KT 6667, D-Code washbasin # 034285	800 x 455	KT 0063	1.202	1.311		
Infobox: available from stock / Only available in 18 White Matt or 22 White High gloss						
						
Vanity unit wall-mounted						
1 door						
for ME by Starck # 072343	400 x 285	KT 6417 L/R	465	560		
Infobox: Please specify when ordering: - hinges left (L) / right (R)						
						
Vanity unit wall-mounted						
1 pull-out compartment						
for ME by Starck # 233653	500 x 412	KT 6404	670	773		
Infobox: Installation only in combination with space saving siphon (# 005076 is recommended) / Dividing system optional, lay-in component # UV 9955						
						
Vanity unit wall-mounted						
2 drawers, upper drawer including cut-out for siphon and siphon cover						
for ME by Starck # 233653	500 x 412	KT 6444	878	1.005		
Infobox: Space saving siphon # 005076 is recommended / Dividing system optional, lay-in component # UV 9955						

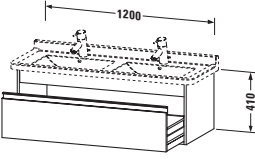
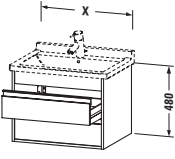
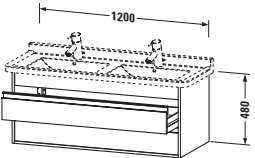
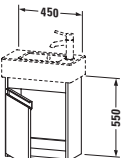
Ketho Design by Christian Werner

Description	mm	Model-No.	Euro		Euro	
			Pricegroup 1	Pricegroup 2	Euro	Euro
						
Vanity unit wall-mounted						
1 pull-out compartment						
for ME by Starck # 233663	600 x 475	KT 6418	686	790		
for ME by Starck # 233683, 234583, 234683	800 x 475	KT 6419	715	822		
for ME by Starck # 233610	1000 x 475	KT 6420	742	858		
for ME by Starck # 233612, 236112	1200 x 475	KT 6421	771	899		
Infobox: Installation only in combination with space saving siphon (# 005076 is recommended) / Dividing system optional, lay-in component # UV 9845						
						
Vanity unit wall-mounted						
2 drawers, upper drawer including cut-out for siphon and siphon cover						
for ME by Starck # 233663	600 x 475	KT 6428	893	1.028		
for ME by Starck # 233683	800 x 475	KT 6429	929	1.069		
for ME by Starck # 233610	1000 x 475	KT 6430	974	1.122		
for ME by Starck # 233612, 236112	1200 x 475	KT 6431	1.011	1.161		
Infobox: Space saving siphon # 005076 is recommended / Dividing system optional, lay-in component # UV 9845						
						
Vanity unit wall-mounted						
2 drawers, upper drawer including cut-out for siphon and siphon cover						
for ME by Starck # 233613	1270 x 475	KT 6432	1.087	1.249		
Infobox: Space saving siphon # 005076 is recommended / Dividing system optional, lay-in component # UV 9845						

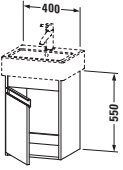
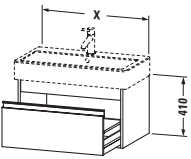
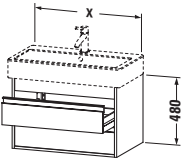
Ketho Design by Christian Werner

Description	mm	Model-No.	Euro		Euro	
			Pricegroup 1	Pricegroup 2		
 <p>Vanity unit wall-mounted 4 drawers, upper drawer including cut-out for siphon and siphon cover for ME by Starck # 233613</p>	1270 x 475	KT 6433	1.692	1.913		
Infobox: Space saving siphon # 005076 is recommended / Dividing system optional, lay-in component # UV 9845						
 <p>Vanity unit wall-mounted compact 1 pull-out compartment for ME by Starck # 234263 for ME by Starck # 234283</p>	600 x 385 800 x 385	KT 6422 KT 6423	686 715	790 822		
Infobox: Installation only in combination with space saving siphon (# 005076 is recommended) / Dividing system optional, lay-in component # UV 9955						
 <p>Vanity unit wall-mounted compact 2 drawers, upper drawer including cut-out for siphon and siphon cover for ME by Starck # 234263 for ME by Starck # 234283</p>	600 x 385 800 x 385	KT 6452 KT 6453	893 929	1.028 1.069		
Infobox: Space saving siphon # 005076 is recommended / Dividing system optional, lay-in component # UV 9955						
 <p>Vanity unit wall-mounted 1 pull-out compartment for Starck 3 # 030470 for Starck 3 # 030480 for Starck 3 # 030410</p>	650 x 455 800 x 455 1000 x 455	KT 6663 KT 6664 KT 6665	686 715 742	790 822 853		
Infobox: Installation only in combination with space saving siphon (# 005076 is recommended) / Dividing system optional, lay-in component # UV 9845						

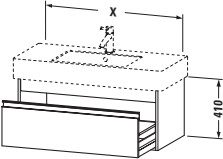
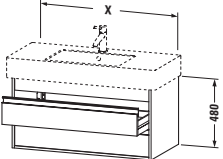


Ketho Design by Christian Werner

Description	mm	Model-No.	Euro		Euro	
			Pricegroup 1	Pricegroup 2		
 <p>Vanity unit wall-mounted 1 pull-out compartment for Starck 3 # 033213</p>	1200 x 455	KT 6666	836	962		
Infobox: Installation only in combination with space saving siphon (# 005076 is recommended) / Dividing system optional, lay-in component # UV 9845						
 <p>Vanity unit wall-mounted 2 drawers, upper drawer including cut-out for siphon and siphon cover for Starck 3 # 030470 for Starck 3 # 030480 for Starck 3 # 030410</p>	650 x 455 800 x 455 1000 x 455	KT 6643 KT 6644 KT 6645	893 929 966	1.028 1.069 1.110		
Infobox: Space saving siphon # 005076 is recommended / Dividing system optional, lay-in component # UV 9845						
 <p>Vanity unit wall-mounted 2 drawers, upper drawer including cut-out for siphon and siphon cover for Starck 3 # 033213</p>	1200 x 455	KT 6646	1.087	1.249		
Infobox: Space saving siphon # 005076 is recommended / Dividing system optional, lay-in component # UV 9845						
 <p>Vanity unit wall-mounted 1 door for Vero # 070350</p>	450 x 225	KT 6629 L/R	510	588		
Infobox: Please specify when ordering: - Hinges left (L) / right (R)						

Ketho Design by Christian Werner

Description	mm	Model-No.	Euro		Euro	Euro
			Pricegroup 1	Pricegroup 2		
						
Vanity unit wall-mounted						
1 door						
for Vero # 070445	400 x 320	KT 6630 L/R	510	588		
Infobox: Please specify when ordering: - Hinges left (L) / right (R)						
						
Vanity unit wall-mounted						
1 pull-out compartment						
for Vero # 045450	450 x 440	KT 6685	721	830		
for Vero # 045460	550 x 440	KT 6686	747	861		
for Vero # 045470	650 x 440	KT 6684	761	875		
for Vero # 045480	750 x 440	KT 6687	775	891		
for Vero # 045410	950 x 440	KT 6688	803	922		
for Vero # 045412	1150 x 440	KT 6689	895	1.031		
Infobox: Installation only in combination with space saving siphon (# 005076 is recommended) / Dividing system optional, lay-in component # UV 9845						
						
Vanity unit wall-mounted						
2 drawers, upper drawer including cut-out for siphon and siphon cover						
for Vero # 045450	450 x 440	KT 6635	922	1.061		
for Vero # 045460	550 x 440	KT 6636	954	1.096		
for Vero # 045470	650 x 440	KT 6624	972	1.118		
for Vero # 045480	750 x 440	KT 6637	987	1.137		
for Vero # 045410	950 x 440	KT 6638	1.026	1.178		
for Vero # 045412	1150 x 440	KT 6639	1.145	1.317		
Infobox: Dividing system optional, lay-in component # UV 9845						

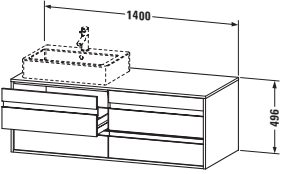
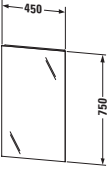
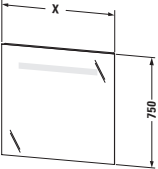
Ketho Design by Christian Werner

Description	mm	Model-No.	Euro		Euro	
			Pricegroup 1	Pricegroup 2		
 <p>Vanity unit wall-mounted 1 pull-out compartment for Vero # 032985 800 x 455 KT 6690 715 822 for Vero # 032910 1000 x 455 KT 6691 742 853 for Vero # 032912 1200 x 455 KT 6692 836 962</p>						
Infobox: Installation only in combination with space saving siphon (# 005076 is recommended) / Dividing system optional, lay-in component # UV 9845						
 <p>Vanity unit wall-mounted 2 drawers, upper drawer including cut-out for siphon and siphon cover for Vero # 032985 800 x 455 KT 6640 929 1.069 for Vero # 032910 1000 x 455 KT 6641 966 1.110 for Vero # 032912 1200 x 455 KT 6642 1.087 1.249</p>						
Infobox: Dividing system optional, lay-in component # UV 9845						
 <p>Dividing system Individual and retrofittable dividing system with cover, Black diamond for vanity unit 115 x 270 UV 9955 132</p>						
 <p>Dividing system Individual and retrofittable dividing system with cover, Black diamond for vanity unit 115 x 320 UV 9845 137</p>						

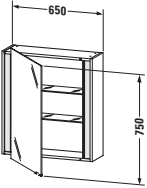
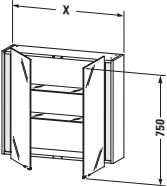
Ketho Design by Christian Werner

Description	mm	Model-No.	Euro		Euro	
			Pricegroup 1	Pricegroup 2		
Vanity unit wall-mounted						
1 pull-out compartment, countertop including one cut-out						
for 1 above counter basin central	800 x 550	KT 6694	794	993		
for 1 vanity basin central	800 x 550	KT 6794	873	1.091		
for 1 above counter basin central	1000 x 550	KT 6695	818	1.022		
for 1 vanity basin central	1000 x 550	KT 6795	929	1.163		
for 1 above counter basin central	1200 x 550	KT 6696	908	1.133		
for 1 vanity basin central	1200 x 550	KT 6796	936	1.170		
Infobox: Installation only in combination with space saving siphon (# 005076 is recommended) / Please specify when ordering: - Model-no. ceramic, please see page 1043/1044						
Vanity unit wall-mounted						
2 pull-out compartments, 1 countertop with one cut-out or two cut-outs						
for 1 or 2 above counter basins	1400 x 550	KT 6697 L/R/B	1.298	1.622		
for 1 or 2 vanity basin(s)	1400 x 550	KT 6797 L/R/B	1.465	1.829		
Infobox: Installation only in combination with space saving siphon (# 005076 is recommended) / Please specify when ordering: - L/R/B = washbasin left, right or on both sides possible - Model-no. ceramic, please see page 1043/1044						
Vanity unit wall-mounted						
2 drawers, upper drawer including cut-out for siphon and siphon cover, countertop including one cut-out						
for 1 above counter basin central	800 x 550	KT 6654	1.112	1.280		
for 1 vanity basin central	800 x 550	KT 6754	1.134	1.419		
for 1 above counter basin central	1000 x 550	KT 6655	1.163	1.338		
for 1 vanity basin central	1000 x 550	KT 6755	1.184	1.480		
for 1 above counter basin central	1200 x 550	KT 6656	1.218	1.404		
for 1 vanity basin central	1200 x 550	KT 6756	1.243	1.554		
Infobox: Space saving siphon # 005076 is recommended / Please specify when ordering: - Model-no. ceramic, please see page 1043/1044						

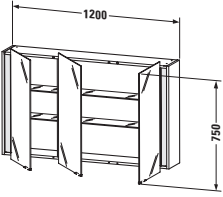
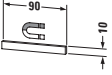
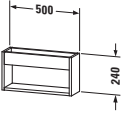
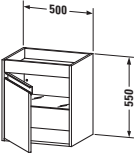
Ketho Design by Christian Werner

Description	mm	Model-No.	Euro		Euro	
			Pricegroup 1	Pricegroup 2		
						
Vanity unit wall-mounted 4 drawers, drawer beneath basin including cut-out for siphon and siphon cover, 1 countertop with one cut-out or two cut-outs						
for 1 or 2 above counter basins	1400 x 550	KT 6657 L/R/B	1.868	2.148		
for 1 or 2 vanity basin(s)	1400 x 550	KT 6757 L/R/B	1.905	2.381		
Infobox: Space saving siphon # 005076 is recommended / Please specify when ordering: - L/R/B = washbasin left, right or on both sides possible - Model-no. ceramic, please see page 1043/1044						
						
Mirror without lamp						
	450 x 41	KT 7229	331			
						
Mirror with lighting IP 44, 1 sensor switch bottom right, LED (lifespan > 30.000 hours), LED module fixed install, Energy class: A+						
LED module 4500 kelvin light colour 8 W	650 x 41	KT 7330	897			
LED module 3500 kelvin light colour, 9 W	800 x 41	KT 7331	913			
LED module 3500 kelvin light colour, 12 W	1000 x 41	KT 7332	1.054			
LED module 3500 Kelvin light colour, 13 W	1200 x 41	KT 7333	1.141			
Additional modules LED dimming function						
		UV 9980	96			
Infobox: Distance between sensor and reflecting surfaces = minimum 75 mm						

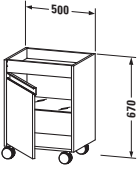
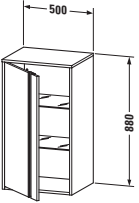
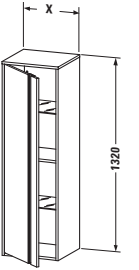
Ketho Design by Christian Werner

Description	mm	Model-No.	Euro		Euro	
			Pricegroup 1	Pricegroup 2		
 <p>Mirror cabinet IP 44, 1 mirror door, 2 glass shelves, 1 socket inside right, 1 sensor switch bottom right, LED dimming function, LED (lifespan > 30.000 hours), LED module fixed install, Energy class: A LED module 3500 Kelvin light colour, 20 W</p>	650 x 180	KT 7530 L/R	1.268	1.394		
Infobox: Distance between sensor and reflecting surfaces = minimum 75 mm / Please specify when ordering: - Hinges left (L) / right (R)						
 <p>Mirror cabinet IP 44, 2 mirror doors, 2 glass shelves, 1 socket inside right, 1 sensor switch bottom right, LED (lifespan > 30.000 hours), LED dimming function, LED module fixed install, Energy class: A LED module 3500 Kelvin light colour, 20 W</p>	800 x 180	KT 7531	1.415	1.586		
LED module 3500 Kelvin light colour, 20 W	1000 x 180	KT 7532	1.469	1.615		
Infobox: Distance between sensor and reflecting surfaces = minimum 75 mm						

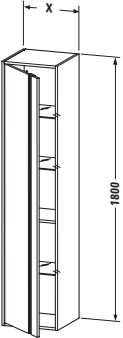
Ketho Design by Christian Werner

Description	mm	Model-No.	Euro	Euro	Euro	Euro
			Pricegroup 1	Pricegroup 2		
 <p>Mirror cabinet IP 44, 3 mirror doors, 4 glass shelves, 1 socket inside right, 1 sensor switch bottom right, LED (lifespan > 30.000 hours), LED dimming function, LED module fixed install, Energy class: A LED module 3500 Kelvin light colour, 20 W</p>	1200 x 180	KT 7533	1.759	1.933		
Infobox: Distance between sensor and reflecting surfaces = minimum 75 mm						
 <p>Magnetic strip in polished stainless steel</p>	90 x 5	UV 9709	54			
Infobox: The magnetic strip can be applied individually to the body, back side or mirror door by using a mirror adhesive tape. Please consider the decrease of respective storage space during installation.						
 <p>Wall shelf</p>	500 x 135	KT 2537	320	366		
 <p>Low cabinet 1 door, 1 glass shelf 1 tray above</p>	500 x 360	KT 2528 L/R	605	759		
Infobox: Please specify when ordering: - Hinges left (L) / right (R)						

Ketho Design by Christian Werner

Description	mm	Model-No.	Euro		Euro	
			Pricegroup 1	Pricegroup 2		
 <p>Mobile storage unit 1 door, 1 glass shelf 1 tray above</p>	500 x 360	KT 2530 L/R	677	779		
Infobox: Please specify when ordering: - Hinges left (L) / right (R)						
 <p>Semi-tall cabinet 1 door 2 glass shelves</p>	500 x 360	KT 1266 L/R	717	897		
Infobox: Please keep 20 mm space to the wall / In case of extension to furniture a space of 20 mm is necessary / Please specify when ordering: - Hinges left (L) / right (R)						
 <p>Tall cabinet 1 door, 2 glass shelves, 1 wooden shelf</p>	400 x 360 500 x 360	KT 1257 L/R KT 1267 L/R	764 834	954 1.043		
Infobox: Please keep 20 mm space to the wall / In case of extension to furniture a space of 20 mm is necessary / Please specify when ordering: - Hinges left (L) / right (R)						

Ketho Design by Christian Werner

Description	mm	Model-No.	Euro		Euro	
			Pricegroup 1	Pricegroup 2		
 <p>Tall cabinet 1 door, 3 glass shelves, 1 wooden shelf</p>	400 x 360	KT 1255 L/R	852	1.065		
	500 x 360	KT 1265 L/R	916	1.145		
	Infobox: Please keep 20 mm space to the wall / In case of extension to furniture a space of 20 mm is necessary / Please specify when ordering: - Hinges left (L) / right (R)					

L-Cube Design by Christian Werner

Product information

Front Body	Decor Pricegroup 1	07 Concrete Grey Matt 16 Black Oak 18 White Matt 21 Walnut Dark 30 Natural Oak 35 Oak Terra 43 Basalt Matt 49 Graphite Matt 53 Chestnut Dark 79 Natural Walnut 91 Taupe Matt	Basic material inner body/-front: High-compressed three-ply chipboard, directly coated with melamin resin decor in (57) Black Diamond on both sides. Basic material outer body/-front: High-compressed three-ply chipboard, directly coated with melamin resin decor in (57) Black Diamond on both sides. Edge material: ABS-Edge material.
	Decor Pricegroup 2	22 White High Gloss 75 Linen	Basic material inner body/-front: High-compressed three-ply chipboard, directly coated with melamin resin decor in (57) Black Diamond on both sides. Basic material outer body/-front: High-compressed three-ply chipboard, with laminate (HPL) pressed on both sides. Edge material: ABS-Edge material.
	Decor Pricegroup 3	80 Graphite Super Matt	Basic material inner body/-front: High-compressed three-ply chipboard, directly coated with melamin resin decor in (57) Black Diamond on both sides. Basic material outer body/-front: High-compressed three-ply chipboard, with laminate (HPL) pressed on both sides. Edge material: ABS-Edge material.
	Real wood veneer Pricegroup 3	11 Cashmere Oak 12 Brushed Oak 13 American Walnut 69 Brushed Walnut 71 Mediterranean Oak 72 Brushed Dark Oak	Basic material inner body/-front: High-compressed three-ply chipboard, directly coated with melamin resin decor in (57) Black Diamond on both sides. Basic material outer body/-front: High-compressed three-ply chipboard, with real wood veneer pressed on both sides. Edge material: ABS-Edge material.
			Real wood veneer is a natural material, differences in colour and structure may occur.
	Lacquer Pricegroup 4	38 Dolomiti Grey High Gloss 40 Black High Gloss 85 White High Gloss 86 Cappuccino High Gloss 89 Flannel Grey High Gloss 90 Flannel Grey Satin Matt	Basic material inner body/-front: High-compressed three-ply chipboard, directly coated with melamin resin decor in (57) Black Diamond on both sides. Basic material outer body/-front: High-compressed MDF-board. Lacquered opaque in several coats. Edge material inner body/-front: ABS-Edge material. Edge material outer body/-front: ABS-Edge material (lacquered).
Console	Decor Pricegroup 1	07 Concrete Grey Matt 16 Black Oak 18 White Matt 21 Walnut Dark 30 Natural Oak 35 Oak Terra 43 Basalt Matt 49 Graphite Matt 53 Chestnut Dark 79 Natural Walnut 91 Taupe Matt	Basic material: High-compressed three-ply chipboard, with laminate (HPL) pressed on both sides. Underside console: (57) Black Diamond. Edge material: ABS-Edge material.
	Decor Pricegroup 2	22 White High Gloss 75 Linen	Basic material: High-compressed three-ply chipboard, with laminate (HPL) pressed on both sides. Underside console: (57) Black Diamond. Edge material: ABS-Edge material.
	Decor Pricegroup 3	80 Graphite Super Matt	Basic material: High-compressed three-ply chipboard, with laminate (HPL) pressed on both sides. Underside console: (57) Black Diamond. Edge material: ABS-Edge material.

L-Cube Design by Christian Werner

Product information

Console	Real wood veneer Pricegroup 3	11 Cashmere Oak 12 Brushed Oak 13 American Walnut 69 Brushed Walnut 71 Mediterranean Oak 72 Brushed Dark Oak	Basic material: High-compressed three-ply chipboard, with real wood veneer pressed on one side and laminate (HPL) pressed on the other side. Edge material: ABS-Edge material. Real wood veneer is a natural material, differences in colour and structure may occur.
	Lacquer Pricegroup 4	38 Dolomiti Grey High Gloss 40 Black High Gloss 85 White High Gloss 86 Cappuccino High Gloss 89 Flannel Grey High Gloss 90 Flannel Grey Satin Matt	Basic material: High-compressed MDF board. Lacquered opaque in several coats. Underside console directly coated with melamin resin decor in (57) Black Diamond. Edge material: ABS-Edge material (lacquered).
Shelf element	Decor Pricegroup 1	07 Concrete Grey Matt 16 Black Oak 18 White Matt 21 Walnut Dark 30 Natural Oak 35 Oak Terra 43 Basalt Matt 49 Graphite Matt 53 Chestnut Dark 79 Natural Walnut 91 Taupe Matt	Basic material: High-compressed three-ply chipboard, directly coated with melamin resin decor on both sides. Edge material: ABS-Edge material.
	Decor Pricegroup 2	22 White High Gloss 75 Linen	Basic material: High-compressed three-ply chipboard, with laminate (HPL) pressed on both sides. Edge material: ABS-Edge material.
	Decor Pricegroup 3	80 Graphite Super Matt	Basic material: High-compressed three-ply chipboard, with laminate (HPL) pressed on both sides. Edge material: ABS-Edge material.
	Real wood veneer Pricegroup 3	11 Cashmere Oak 12 Brushed Oak 13 American Walnut 69 Brushed Walnut 71 Mediterranean Oak 72 Brushed Dark Oak	Basic material: High-compressed three-ply chipboard, with real wood veneer pressed on both sides. Edge material: ABS-Edge material. Real wood veneer is a natural material, differences in colour and structure may occur.
	Lacquer Pricegroup 4	38 Dolomiti Grey High Gloss 40 Black High Gloss 85 White High Gloss 86 Cappuccino High Gloss 89 Flannel Grey High Gloss 90 Flannel Grey Satin Matt	Basic material: High-compressed MDF board. Lacquered opaque in several coats. Edge material: ABS-Edge material (lacquered).
	Mirror with lighting		LED light technology, 3500 Kelvin light colour. Sensor switch bottom right for on/off function. Including LED-dimming function.
Mirror frame		White Matt Powdered	Aluminium profile frame
Body Mirror Cabinet	Decor Pricegroup 1	White Matt	Basic material: High-compressed three-ply chipboard, with laminate (HPL) pressed on both sides. Edge material: ABS-Edge material.
Magnetic strip mirror cabinet # UV 9709		stainless steel	Magnetic fixing bar inside the mirror cabinet as bracket for metallic bathroom accessories.
Extension mechanism		handleless	Tip-on fitting including self-closing Automatic opening by conscious contact.
Interior System	Real Wood massive Pricegroup 1	77 Amer. Walnut massive 78 Maple massive	The interior system with a material mix in acryl glass and solid wood is available in maple or walnut. There is an individually designed interior system for each cabinet width between 600 - 1200 mm. Each size of the cabinet have a individual layout of the interior systems to use the optimum storage space. The box cover plus the small and big wave have a special anti-slip lacquer.

L-Cube Design by Christian Werner

Product information

Leg # UV 9993, UV 9994	Chrome	die-cast zinc / aluminium
-----------------------------------	--------	---------------------------

Leg # UV 9991, UV 9992	Aluminium matt	die-cast zinc / aluminium
-----------------------------------	----------------	---------------------------

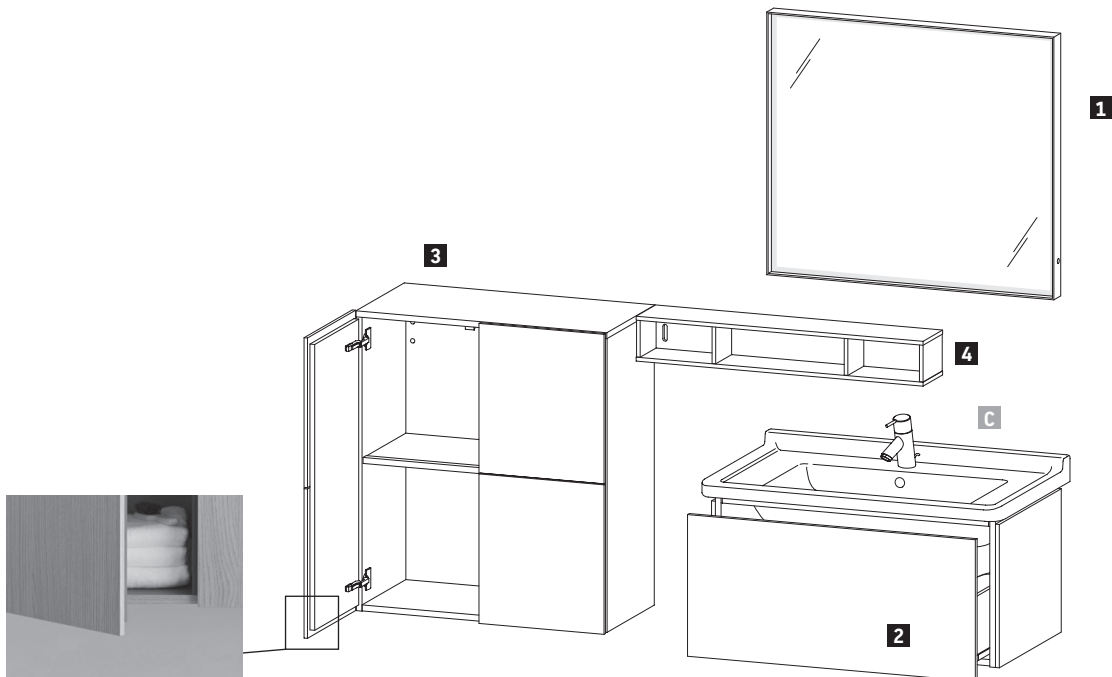
**Defogger
(optional)**

With this system there will be no mist on a defined mirror area. Defogger activation coincides with the switching on and off of the mirror's light. If the mirror is already misted up (defogger off) it takes about 5 minutes for demisting. Auto-Off function after 60 minutes.

1 piece defogger 200 x 400 mm for mirror size 650 mm centred
 1 piece defogger 400 x 400 mm for mirror size 800 mm / 1000 mm centred
 1 piece defogger 600 x 400 mm for mirror size 1200 mm centred
 2 piece defoggers 400 x 400 mm for mirror size 1300 mm / 1400 mm / 1600 mm left / right
 2 piece defoggers 600 x 400 mm for mirror size 1800 mm / 2000 mm left / right

L-Cube Design by Christian Werner

Ordering Sample



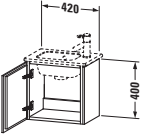
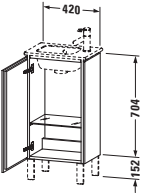


L-Cube

Body, Fronts
 Vanity unit wall-mounted
 Semi-tall cabinet
 Shelf element
 Mirror with lighting

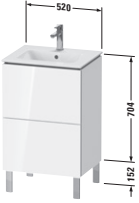
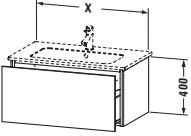
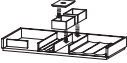
71 Mediterranean Oak
71 Mediterranean Oak
71 Mediterranean Oak
85 White High Gloss

Description	Remark	Quantity	Model-No.
1 Mirror with lighting	Width 800 mm	1	# LC 7381 0 00 00
2 Vanity unit wall-mounted	Width 820 mm	1	# LC 6165 0 71 71
3 Semi-tall cabinet	Width 700 mm	1	# LC 1177 0 71 71
4 Shelf element (horizontal)	Width 800 mm	1	# LC 1200 0 85 85
C Furniture washbasin Starck 3	Width 850 mm	1	# 030480 00 00

L-Cube Design by Christian Werner

Description	mm	Model-No.	Euro			
			Pricegroup 1	Pricegroup 2	Pricegroup 3	Pricegroup 4
 <p>Vanity unit wall-mounted 1 door for ME by Starck # 072343</p>	420 x 294	LC 6272 L/R	490	543	646	770
Infobox: Please keep 50 mm space to the wall / Please specify when ordering: - hinges left (L) / right (R)						
 <p>Vanity unit floor-standing 1 door, 1 glass shelf for ME by Starck # 072343</p>	420 x 294	LC 6273 L/R	576	664	844	925
Infobox: Legs not included in delivery, please order separately / Legs # UV 9991, UV 9992 are recommended / Legs # UV 9993, UV 9994 are recommended / Please keep 50 mm space to the wall / Please specify when ordering: - hinges left (L) / right (R)						
 <p>Vanity unit wall-mounted 1 pull-out compartment for ME by Starck # 233653</p>	520 x 421	LC 6118	882	950	1.080	1.485
Infobox: Installation only in combination with space saving siphon (# 005076 is recommended)						
 <p>Vanity unit wall-mounted 2 drawers, upper drawer including cut-out for siphon and siphon cover for ME by Starck # 233653</p>	520 x 421	LC 6218	1.111	1.204	1.357	1.938
Infobox: Space saving siphon # 005076 is recommended						

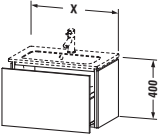
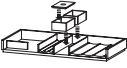
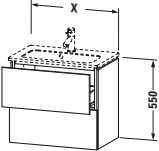
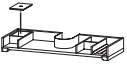
Brioso Design by Christian Werner

Description	mm	Model-No.	Euro		Euro	
			Pricegroup 1	Pricegroup 2		
						
Vanity unit floor-standing 2 pull-out compartments, for ME by Starck # 233653, upper pull-out compartment including cut-out for siphon and siphon cover	520 x 421	LC 6671	1.146	1.271	1.431	2.045
Infobox: Space saving siphon # 005076 is recommended / Legs not included in delivery, please order separately / Legs # UV 9991, UV 9992 are recommended / Legs # UV 9993, UV 9994 are recommended						
						
Vanity unit wall-mounted 1 pull-out compartment						
for ME by Starck # 233663	620 x 481	LC 6140	901	970	1.105	1.493
for ME by Starck # 233683, 234583, 234683	820 x 481	LC 6141	925	1.005	1.150	1.519
for ME by Starck # 233610	1020 x 481	LC 6142	956	1.045	1.205	1.590
for ME by Starck # 233612, 236112	1220 x 481	LC 6143	989	1.085	1.258	1.660
						
Additional modules Interior system in solid wood, without siphon cut out						
for cabinet widths 620 mm	620	UV 9831	350			
for cabinet widths 820 mm	820	UV 9832	398			
for cabinet widths 1020 mm	1020	UV 9833	492			
for cabinet widths 1220 mm	1220	UV 9834	492			
Infobox: Installation only in combination with space saving siphon (# 005076 is recommended) / Interior modules can not be retrofitted and are factory installed. / Please specify when ordering: - interior system yes / no - walnut 77 or maple 78						

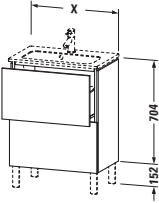
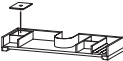
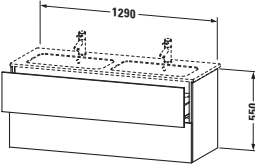
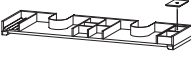
L-Cube Design by Christian Werner

Description	mm	Model-No.	Euro			
			Pricegroup 1	Pricegroup 2	Pricegroup 3	Pricegroup 4
Vanity unit wall-mounted						
2 drawers, upper drawer including cut-out for siphon and siphon cover						
for ME by Starck # 233663	620 x 481	LC 6240	1.128	1.226	1.388	1.971
for ME by Starck # 233683	820 x 481	LC 6241	1.169	1.274	1.453	2.045
for ME by Starck # 233610	1020 x 481	LC 6242	1.186	1.299	1.490	2.086
for ME by Starck # 233612, 236112	1220 x 481	LC 6243	1.219	1.342	1.544	2.152
Additional modules						
Interior system in solid wood, including siphon cut out						
for cabinet widths 620 mm	620	UV 9820	248			
for cabinet widths 820 mm	820	UV 9821	342			
for cabinet widths 1020 mm	1020	UV 9822	412			
for cabinet widths 1220 mm	1220	UV 9823	412			
Infobox: Space saving siphon # 005076 is recommended / Interior modules can not be retrofitted and are factory installed. / Please specify when ordering: - interior system yes / no - walnut 77 or maple 78						
Vanity unit floor-standing						
2 pull-out compartments, upper pull-out compartment including cut-out for siphon and siphon cover						
for ME by Starck # 233663	620 x 481	LC 6625	1.167	1.293	1.456	2.082
for ME by Starck # 233683	820 x 481	LC 6626	1.199	1.330	1.511	2.138
for ME by Starck # 233610	1020 x 481	LC 6627	1.230	1.368	1.564	2.198
for ME by Starck # 233612, 236112	1220 x 481	LC 6628	1.266	1.407	1.620	2.270
Additional modules						
Interior system in solid wood, including siphon cut out						
for cabinet widths 620 mm	620	UV 9820	248			
for cabinet widths 820 mm	820	UV 9821	342			
for cabinet widths 1020 mm	1020	UV 9822	412			
for cabinet widths 1220 mm	1220	UV 9823	412			
Infobox: Space saving siphon # 005076 is recommended / Interior modules can not be retrofitted and are factory installed. / Legs # UV 9991, UV 9992 are recommended / Legs # UV 9993, UV 9994 are recommended / Legs not included in delivery, please order separately / Please specify when ordering: - interior system yes / no - walnut 77 or maple 78						

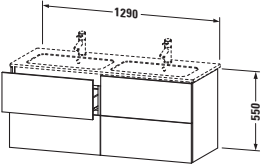
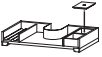
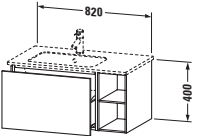

L-Cube Design by Christian Werner

Description	mm	Model-No.	Euro		Euro	
			Pricegroup 1	Pricegroup 2		
						
Vanity unit wall-mounted compact						
1 pull-out compartment						
for ME by Starck # 234263	620 x 391	LC 6156	901	970	1.105	1.493
for ME by Starck # 234283	820 x 391	LC 6157	925	1.005	1.150	1.519
						
Additional modules						
Interior system in solid wood, without siphon cut out						
for cabinet widths 620 mm	620	UV 9804	324			
for cabinet widths 820 mm	820	UV 9805	364			
Infobox: Installation only in combination with space saving siphon (# 005076 is recommended) / Interior modules can not be retrofitted and are factory installed. / Please specify when ordering: - interior system yes / no - walnut 77 or maple 78						
						
Vanity unit wall-mounted compact						
2 drawers, upper drawer including cut-out for siphon and siphon cover						
for ME by Starck # 234263	620 x 391	LC 6256	1.128	1.226	1.388	1.971
for ME by Starck # 234283	820 x 391	LC 6257	1.155	1.262	1.438	2.025
						
Additional modules						
Interior system in solid wood, including siphon cut out						
for cabinet widths 620 mm	620	UV 9806	226			
for cabinet widths 820 mm	820	UV 9807	260			
Infobox: Space saving siphon # 005076 is recommended / Interior modules can not be retrofitted and are factory installed. / Please specify when ordering: - interior system yes / no - walnut 77 or maple 78						

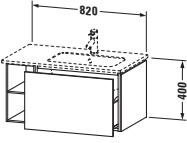
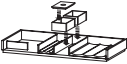
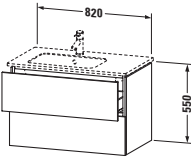

L-Cube Design by Christian Werner

Description	mm	Model-No.	Euro			
			Pricegroup 1	Pricegroup 2	Pricegroup 3	Pricegroup 4
 <p>Vanity unit floor-standing compact 2 pull-out compartments, upper pull-out compartment including cut-out for siphon and siphon cover</p>						
for ME by Starck # 234263	620 x 391	LC 6673	1.153	1.281	1.442	2.062
for ME by Starck # 234283	820 x 391	LC 6674	1.186	1.317	1.497	2.117
 <p>Additional modules Interior system in solid wood, including siphon cut out</p>						
for cabinet widths 620 mm	620	UV 9806	226			
for cabinet widths 820 mm	820	UV 9807	260			
<p>Infobox: Space saving siphon # 005076 is recommended / Interior modules can not be retrofitted and are factory installed. / Legs not included in delivery, please order separately / Legs # UV 9991 are recommended, if 4 pieces necessary please order 2 x # UV 9991 / Legs # UV 9993 are recommended, if 4 pieces necessary please order 2 x # UV 9993 / Legs # UV 9992 and UV 9994 are not suitable / Please specify when ordering: - interior system yes / no - walnut 77 or maple 78</p>						
 <p>Vanity unit wall-mounted 2 drawers, upper drawer including cut-out for siphon and siphon cover</p>						
for ME by Starck # 233613	1290 x 481	LC 6258	1.416	1.553	1.735	2.216
 <p>Additional modules Interior system in solid wood, including siphon cut out</p>						
for cabinet widths 1290 mm	1290	UV 9885	412			
<p>Infobox: Space saving siphon # 005076 is recommended / Interior modules can not be retrofitted and are factory installed. / Please specify when ordering: - interior system yes / no - walnut 77 or maple 78</p>						

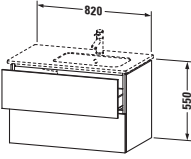
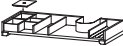
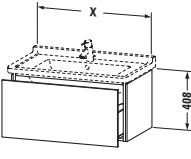
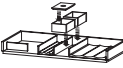
L-Cube Design by Christian Werner

Description	mm	Model-No.	Euro			
			Pricegroup 1	Pricegroup 2	Pricegroup 3	Pricegroup 4
						
Vanity unit wall-mounted 4 drawers, upper drawer including cut-out for siphon and siphon cover for ME by Starck # 233613	1290 x 481	LC 6259	1.889	2.084	2.349	2.826
						
Additional modules Interior system in solid wood, including siphon cut out for cabinet widths 645 mm	645	UV 9886 L/R	248			
for cabinet widths 645 mm	1290	UV 9887 B	496			
Infobox: Space saving siphon # 005076 is recommended / Interior modules can not be retrofitted and are factory installed. / Please specify when ordering: - interior system yes / no - position interior system left (L) , right (R) or both (B) ways - walnut 77 or maple 78						
						
Vanity unit wall-mounted 1 pull-out compartment, Shelf element laterally for ME by Starck # 234583 bowl on left side	820 x 481	LC 6191	1.407	1.585	2.080	2.372
						
Additional modules Interior system in solid wood, without siphon cut out for cabinet widths 620 mm	620	UV 9831	350			
Infobox: Space saving siphon # 005076 is recommended / Interior modules can not be retrofitted and are factory installed. / Please specify when ordering: - interior system yes / no - walnut 77 or maple 78						

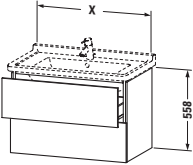
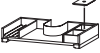
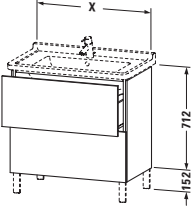
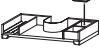
L-Cube Design by Christian Werner

Description	mm	Model-No.	Euro			
			Pricegroup 1	Pricegroup 2	Pricegroup 3	Pricegroup 4
 <p>Vanity unit wall-mounted 1 pull-out compartment, Shelf element laterally for ME by Starck # 234683 bowl on right side</p>	820 x 481	LC 6192	1.407	1.585	2.080	2.372
 <p>Additional modules Interior system in solid wood, without siphon cut out for cabinet widths 620 mm</p>	620	UV 9831	350			
Infobox: Space saving siphon # 005076 is recommended / Interior modules can not be retrofitted and are factory installed. / Please specify when ordering: - interior system yes / no - walnut 77 or maple 78						
 <p>Vanity unit wall-mounted 2 drawers, upper drawer including cut-out for siphon and siphon cover for ME by Starck # 234583 bowl on left side</p>	820 x 481	LC 6291	1.169	1.274	1.453	2.045
 <p>Additional modules Interior system in solid wood, including siphon cut out for cabinet widths 820 mm</p>	820	UV 9995	342			
Infobox: Space saving siphon # 005076 is recommended / Interior modules can not be retrofitted and are factory installed. / Please specify when ordering: - interior system yes / no - walnut 77 or maple 78						

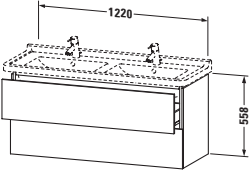

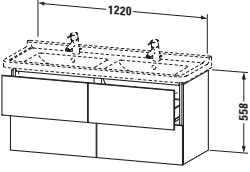
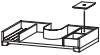
L-Cube Design by Christian Werner

Description	mm	Model-No.	Euro			
			Pricegroup 1	Pricegroup 2	Pricegroup 3	Pricegroup 4
 <p>Vanity unit wall-mounted 2 drawers, upper drawer including cut-out for siphon and siphon cover for ME by Starck # 234683 bowl on right side</p>	820 x 481	LC 6292	1.169	1.274	1.453	2.045
 <p>Additional modules Interior system in solid wood, including siphon cut out for cabinet widths 820 mm</p>	820	UV 9995	342			
Infobox: Space saving siphon # 005076 is recommended / Interior modules can not be retrofitted and are factory installed. / Please specify when ordering: - interior system yes / no - walnut 77 or maple 78						
 <p>Vanity unit wall-mounted 1 pull-out compartment for Starck 3 # 030470 for Starck 3 # 030480 for Starck 3 # 030410</p>	670 x 469 820 x 469 1020 x 469	LC 6164 LC 6165 LC 6166	901 925 956	978 1.005 1.045	1.119 1.150 1.205	1.477 1.519 1.590
 <p>Additional modules Interior system in solid wood, without siphon cut out for cabinet widths 670 mm for cabinet widths 820 mm for cabinet widths 1020 mm</p>	670 820 1020	UV 9843 UV 9832 UV 9833	350 398 492			
Infobox: Installation only in combination with space saving siphon (# 005076 is recommended) / Interior modules can not be retrofitted and are factory installed. / Please specify when ordering: - interior system yes / no - walnut 77 or maple 78						

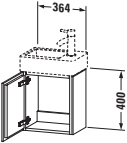
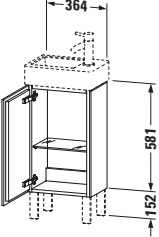
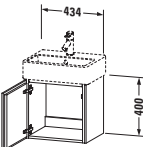
L-Cube Design by Christian Werner

Description	mm	Model-No.	Euro			
			Pricegroup 1	Pricegroup 2	Pricegroup 3	Pricegroup 4
						
Vanity unit wall-mounted						
2 drawers, upper drawer including cut-out for siphon and siphon cover						
for Starck 3 # 030470	670 x 469	LC 6264	1.128	1.226	1.388	1.971
for Starck 3 # 030480	820 x 469	LC 6265	1.155	1.262	1.438	2.025
for Starck 3 # 030410	1020 x 469	LC 6266	1.186	1.299	1.490	2.086
						
Additional modules						
Interior system in solid wood, including siphon cut out						
for cabinet widths 670 mm	670	UV 9842	248			
for cabinet widths 820 mm	820	UV 9821	342			
for cabinet widths 1020 mm	1020	UV 9822	412			
<div style="border: 1px solid black; padding: 5px;"> <p>Infobox: Space saving siphon # 005076 is recommended / Interior modules can not be retrofitted and are factory installed. / Please specify when ordering: - interior system yes / no - walnut 77 or maple 78</p> </div>						
						
Vanity unit floor-standing						
2 pull-out compartments, upper pull-out compartment including cut-out for siphon and siphon cover						
for Starck 3 # 030470	670 x 469	LC 6608	1.153	1.281	1.442	2.062
for Starck 3 # 030480	820 x 469	LC 6609	1.186	1.317	1.497	2.117
for Starck 3 # 030410	1020 x 469	LC 6610	1.216	1.353	1.548	2.178
						
Additional modules						
Interior system in solid wood, including siphon cut out						
for cabinet widths 670 mm	670	UV 9842	248			
for cabinet widths 820 mm	820	UV 9821	342			
for cabinet widths 1020 mm	1020	UV 9822	412			
<div style="border: 1px solid black; padding: 5px;"> <p>Infobox: Space saving siphon # 005076 is recommended / Interior modules can not be retrofitted and are factory installed. / Legs not included in delivery, please order separately / Legs # UV 9991, UV 9992 are recommended / Legs # UV 9993, UV 9994 are recommended / Please specify when ordering: - interior system yes / no - walnut 77 or maple 78</p> </div>						

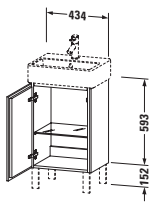
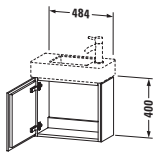
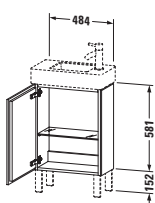
L-Cube Design by Christian Werner

Description	mm	Model-No.	Euro			
			Pricegroup 1	Pricegroup 2	Pricegroup 3	Pricegroup 4
 <p>Vanity unit wall-mounted 2 drawers, upper drawer including cut-out for siphon and siphon cover for Starck 3 # 033213</p>	1220 x 469	LC 6267	1.416	1.553	1.735	2.216
 <p>Additional modules Interior system in solid wood, including siphon cut out for cabinet widths 1220 mm</p>	1220	UV 9824	412			
Infobox: Space saving siphon # 005076 is recommended / Interior modules can not be retrofitted and are factory installed. / Please specify when ordering: - interior system yes / no - walnut 77 or maple 78						
 <p>Vanity unit wall-mounted 4 drawers, upper drawer including cut-out for siphon and siphon cover for Starck 3 # 033213</p>	1220 x 469	LC 6269	1.870	2.064	2.326	2.799
 <p>Additional modules Interior system in solid wood, including siphon cut out for cabinet widths 610 mm for cabinet widths 1220 mm</p>	610 1220	UV 9825 L/R UV 9826 B	248 496			
Infobox: Space saving siphon # 005076 is recommended / Interior modules can not be retrofitted and are factory installed. / Please specify when ordering: - interior system yes / no - position interior system left (L) , right (R) or both (B) ways - walnut 77 or maple 78						

L-Cube Design by Christian Werner

Description	mm	Model-No.	Euro			
			Pricegroup 1	Pricegroup 2	Pricegroup 3	Pricegroup 4
 <p>Vanity unit wall-mounted 1 door</p>						
for Vero Air # 072438	364 x 241	LC 6293 L/R	607	647	841	935
Infobox: Please keep 50 mm space to the wall / Space saving siphon # 005076 is recommended / Please specify when ordering: - hinges left (L) / right (R)						
 <p>Vanity unit floor-standing 1 door, 1 glass shelf</p>						
for Vero Air # 072438	364 x 241	LC 6793 L/R	650	699	874	1.002
Infobox: Space saving siphon # 005076 is recommended / Legs # UV 9991 are recommended, if 4 pieces necessary please order 2 x # UV 9991 / Legs # UV 9993 are recommended, if 4 pieces necessary please order 2 x # UV 9993 / Legs # UV 9992 and UV 9994 are not suitable / Legs not included in delivery, please order separately / Please keep 50 mm space to the wall / Please specify when ordering: - hinges left (L) / right (R)						
 <p>Vanity unit wall-mounted 1 door</p>						
for Vero Air # 072445	434 x 341	LC 6245 L/R	616	659	862	958
Infobox: Please keep 50 mm space to the wall / Space saving siphon # 005076 is recommended / Please specify when ordering: - hinges left (L) / right (R)						

L-Cube Design by Christian Werner

Description	mm	Model-No.	Euro			
			Pricegroup 1	Pricegroup 2	Pricegroup 3	Pricegroup 4
 <p>Vanity unit floor-standing 1 door, 1 glass shelf for Vero Air # 072445</p>	434 x 341	LC 6750 L/R	656	714	904	1.035
<p>Infobox: Space saving siphon # 005076 is recommended / Legs # UV 9991 are recommended, if 4 pieces necessary please order 2 x # UV 9991 / Legs # UV 9993 are recommended, if 4 pieces necessary please order 2 x # UV 9993 / Legs not included in delivery, please order separately / Legs # UV 9992 and UV 9994 are not suitable / Please keep 50 mm space to the wall / Please specify when ordering: - hinges left (L) / right (R)</p>						
 <p>Vanity unit wall-mounted 1 door for Vero Air # 072450</p>	480 x 240	LC 6246 L/R	613	656	858	954
<p>Infobox: Please keep 50 mm space to the wall / Space saving siphon # 005076 is recommended / Please specify when ordering: - hinges left (L) / right (R)</p>						
 <p>Vanity unit floor-standing 1 door, 1 glass shelf for Vero Air # 072450</p>	480 x 240	LC 6751 L/R	653	711	891	1.029
<p>Infobox: Space saving siphon # 005076 is recommended / Legs # UV 9991 are recommended, if 4 pieces necessary please order 2 x # UV 9991 / Legs # UV 9993 are recommended, if 4 pieces necessary please order 2 x # UV 9993 / Legs # UV 9992 and UV 9994 are not suitable / Legs not included in delivery, please order separately / Please keep 50 mm space to the wall / Please specify when ordering: - hinges left (L) / right (R)</p>						

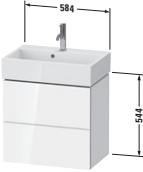
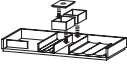
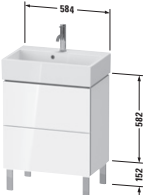
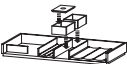
L-Cube Design by Christian Werner

Description	mm	Model-No.	Euro			
			Pricegroup 1	Pricegroup 2	Pricegroup 3	Pricegroup 4
Vanity unit wall-mounted						
1 pull-out compartment						
for Vero Air # 235050	484 x 459	LC 6174	906	976	1.112	1.502
for Vero Air # 235060	584 x 459	LC 6175	937	1.008	1.148	1.554
for Vero Air # 235070	684 x 459	LC 6176	949	1.028	1.172	1.566
for Vero Air # 235080	784 x 459	LC 6177	963	1.045	1.198	1.579
for Vero Air # 235010	984 x 459	LC 6178	996	1.087	1.251	1.653
for Vero Air # 235012	1184 x 459	LC 6179	1.030	1.131	1.309	1.725
Additional modules						
Interior system in solid wood, without siphon cut out						
for cabinet widths 584 mm	584	UV 9854	194			
for cabinet widths 684 mm	684	UV 9855	194			
for cabinet widths 784 mm	784	UV 9856	325			
for cabinet widths 984 mm	984	UV 9857	470			
for cabinet widths 1184 mm	1184	UV 9858	470			
Infobox: Installation only in combination with space saving siphon (# 005076 is recommended) / Interior modules can not be retrofitted and are factory installed. / Please specify when ordering: - interior system yes / no - walnut 77 or maple 78						
Vanity unit wall-mounted						
2 drawers						
for Vero Air # 235050	484 x 459	LC 6274	1.131	1.231	1.392	1.977
for Vero Air # 235060	584 x 459	LC 6275	1.171	1.276	1.444	2.051
for Vero Air # 235070	684 x 459	LC 6276	1.187	1.293	1.469	2.079
for Vero Air # 235080	784 x 459	LC 6277	1.204	1.312	1.496	2.107
for Vero Air # 235010	984 x 459	LC 6278	1.235	1.350	1.549	2.171
for Vero Air # 235012	1184 x 459	LC 6279	1.270	1.396	1.606	2.240
Additional modules						
Interior system in solid wood, without siphon cut out						
for cabinet widths 584 mm	584	UV 9879	350			
for cabinet widths 684 mm	684	UV 9880	350			
for cabinet widths 784 mm	784	UV 9888	398			
for cabinet widths 984 mm	984	UV 9889	492			
for cabinet widths 1184 mm	1184	UV 9890	492			
Infobox: Space saving siphon # 005076 is recommended / Interior modules can not be retrofitted and are factory installed. / Please specify when ordering: - interior system yes / no - walnut 77 or maple 78						



L-Cube Design by Christian Werner

Description	mm	Model-No.	Euro			
			Pricegroup 1	Pricegroup 2	Pricegroup 3	Pricegroup 4
Vanity unit floor-standing						
2 pull-out compartments						
for Vero Air # 235050	484 x 459	LC 6774	1.161	1.283	1.447	2.068
for Vero Air # 235060	584 x 459	LC 6775	1.202	1.332	1.500	2.145
for Vero Air # 235070	684 x 459	LC 6776	1.217	1.351	1.528	2.174
for Vero Air # 235080	784 x 459	LC 6777	1.235	1.370	1.557	2.203
for Vero Air # 235010	984 x 459	LC 6778	1.267	1.409	1.610	2.264
for Vero Air # 235012	1184 x 459	LC 6779	1.304	1.449	1.668	2.338
Additional modules						
Interior system in solid wood, without siphon cut out						
for cabinet widths 584 mm	584	UV 9879	350			
for cabinet widths 684 mm	684	UV 9880	350			
for cabinet widths 784 mm	784	UV 9888	398			
for cabinet widths 984 mm	984	UV 9889	492			
for cabinet widths 1184 mm	1184	UV 9890	492			
<p>Infobox: Space saving siphon # 005076 is recommended / Interior modules can not be retrofitted and are factory installed. / Legs # UV 9991, UV 9992 are recommended / Legs # UV 9993, UV 9994 are recommended / Legs not included in delivery, please order separately / Please specify when ordering:</p> <ul style="list-style-type: none"> - interior system yes / no - walnut 77 or maple 78 						
Vanity unit wall-mounted compact						
1 pull-out compartment						
for Vero Air # 236860	584 x 391	LC 6119	922	991	1.131	1.527
Additional modules						
Interior system in solid wood, without siphon cut out						
for cabinet widths 584 mm	584	UV 9854	194			
<p>Infobox: Installation only in combination with space saving siphon (# 005076 is recommended) / Interior modules can not be retrofitted and are factory installed. / Please specify when ordering:</p> <ul style="list-style-type: none"> - interior system yes / no - walnut 77 or maple 78 						


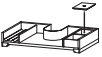
L-Cube Design by Christian Werner

Description	mm	Model-No.	Euro			
			Pricegroup 1	Pricegroup 2	Pricegroup 3	Pricegroup 4
 <p>Vanity unit wall-mounted compact 2 drawers for Vero Air # 236860</p>	584 x 391	LC 6219	1.155	1.263	1.420	2.023
 <p>Additional modules Interior system in solid wood, without siphon cut out for cabinet widths 584 mm</p>	584	UV 9879	350			
<p>Infobox: Space saving siphon # 005076 is recommended / Interior modules can not be retrofitted and are factory installed. / Please specify when ordering: - interior system yes / no - walnut 77 or maple 78</p>						
 <p>Vanity unit floor-standing compact 2 pull-out compartments for Vero Air # 236860</p>	584 x 391	LC 6679	1.184	1.316	1.469	2.117
 <p>Additional modules Interior system in solid wood, without siphon cut out for cabinet widths 584 mm</p>	584	UV 9879	350			
<p>Infobox: Space saving siphon # 005076 is recommended / Interior modules can not be retrofitted and are factory installed. / Legs # UV 9991 are recommended, if 4 pieces necessary please order 2 x # UV 9991 / Legs # UV 9993 are recommended, if 4 pieces necessary please order 2 x # UV 9993 / Legs # UV 9992 and UV 9994 are not suitable / Legs not included in delivery, please order separately / Please specify when ordering: - interior system yes / no - walnut 77 or maple 78</p>						

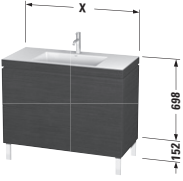
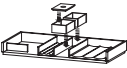
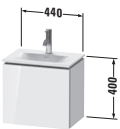
L-Cube Design by Christian Werner

Description	mm	Model-No.	Euro			
			Pricegroup 1	Pricegroup 2	Pricegroup 3	Pricegroup 4
						
Furniture washbasin c-bonded with vanity wall mounted 1 pull-out compartment, furniture washbasin Vero Air included, without overflow, with tap platform, ceramic covered slotted waste included, space saving siphon included						
	600 x 480	LC 6916 N/O	1.940	2.040	2.229	2.730
	800 x 480	LC 6917 N/O	2.085	2.199	2.407	2.928
	1000 x 480	LC 6918 N/O	2.249	2.378	2.600	3.149
	1200 x 480	LC 6919 N/O	2.286	2.423	2.799	3.301
						
Additional modules Interior system in solid wood, without siphon cut out						
for cabinet widths 600 mm	600	UV 9922	194			
for cabinet widths 800 mm	800	UV 9925	325			
for cabinet widths 1000 mm	1000	UV 9928	470			
for cabinet widths 1200 mm	1200	UV 9930	470			
Infobox: This product is only available in the combination with the ceramic series Vero Air and the furniture series L-Cube / The vanity unit is permanently bonded to the washbasin and delivered together as one unit / Washbasin not available in WonderGliss / Ceramic is attached to the wall via a separate enclosed mounting rail, hanger bolts for the mounting rail are not included in the delivery, follow mounting instructions / Description of furniture washbasin c-bonded on page 671 / Interior modules can not be retrofitted and are factory installed. / Please specify when ordering: - interior system yes / no - walnut 77 or maple 78 - tap hole (N = without tap hole: ☒, O = with one tap hole: ●)						

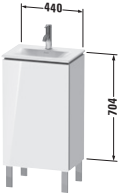
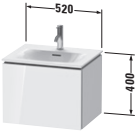
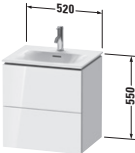
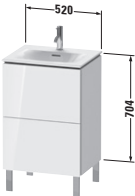
L-Cube Design by Christian Werner

Description	mm	Model-No.	Euro	Euro	Euro	Euro
			Pricegroup 1	Pricegroup 2	Pricegroup 3	Pricegroup 4
						
Furniture washbasin c-bonded with vanity wall mounted						
2 drawers, upper drawer including cut-out for siphon and siphon cover, furniture washbasin Vero Air included, without overflow, with tap platform, ceramic covered slotted waste included, space saving siphon included						
	600 x 480	LC 6926 N/O	2.271	2.402	2.638	3.126
	800 x 480	LC 6927 N/O	2.415	2.563	2.814	3.323
	1000 x 480	LC 6928 N/O	2.576	2.735	3.006	3.533
	1200 x 480	LC 6929 N/O	2.660	2.798	3.212	3.577
						
Additional modules						
Interior system in solid wood, including siphon cut out						
for cabinet widths 600 mm	600	UV 9967	248			
for cabinet widths 800 mm	800	UV 9972	342			
for cabinet widths 1000 mm	1000	UV 9976	412			
for cabinet widths 1200 mm	1200	UV 9979	412			
Infobox: This product is only available in the combination with the ceramic series Vero Air and the furniture series L-Cube / The vanity unit is permanently bonded to the washbasin and delivered together as one unit / Washbasin not available in WonderGliss / Ceramic is attached to the wall via a separate enclosed mounting rail, hanger bolts for the mounting rail are not included in the delivery, follow mounting instructions / Description of furniture washbasin c-bonded on page 671 / Interior modules can not be retrofitted and are factory installed. / Please specify when ordering: - interior system yes / no - walnut 77 or maple 78 - tap hole (N = without tap hole: ☒, O = with one tap hole: ●)						


L-Cube Design by Christian Werner

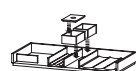
Description	mm	Model-No.	Euro			
			Pricegroup 1	Pricegroup 2	Pricegroup 3	Pricegroup 4
						
Furniture washbasin c-bonded with vanity floor standing						
2 pull-out compartments, furniture washbasin Vero Air included, without overflow, with tap platform, ceramic covered slotted waste included, space saving siphon included						
	600 x 480	LC 6936 N/O	2.312	2.482	2.720	3.229
	800 x 480	LC 6937 N/O	2.457	2.643	2.897	3.427
	1000 x 480	LC 6938 N/O	2.620	2.814	3.088	3.638
	1200 x 480	LC 6939 N/O	2.778	2.963	3.281	3.848
						
Additional modules						
Interior system in solid wood, without siphon cut out						
for cabinet widths 600 mm	600	UV 9937	350			
for cabinet widths 800 mm	800	UV 9988	398			
for cabinet widths 1000 mm	1000	UV 9869	412			
for cabinet widths 1200 mm	1200	UV 9798	492			
Infobox: This product is only available in the combination with the ceramic series Vero Air and the furniture series L-Cube / The vanity unit is permanently bonded to the washbasin and delivered together as one unit / Washbasin not available in WonderGliss / Ceramic is attached to the wall via a separate enclosed mounting rail, hanger bolts for the mounting rail are not included in the delivery, follow mounting instructions / Description of furniture washbasin c-bonded on page 671 / Interior modules can not be retrofitted and are factory installed. / Legs # UV 9991, UV 9992 are recommended / Legs # UV 9993, UV 9994 are recommended / Legs not included in delivery, please order separately / Please specify when ordering: - interior system yes / no - walnut 77 or maple 78 - tap hole (N = without tap hole: ☒, O = with one tap hole: ●)						
						
Vanity unit wall-mounted						
1 door						
for Viu # 073345	440 x 440 x 311	LC 6133 L/R	490	543	646	770
Infobox: Please specify when ordering: - hinges left (L) / right (R)						

L-Cube Design by Christian Werner

Description	mm	Model-No.	Euro			
			Pricegroup 1	Pricegroup 2	Pricegroup 3	Pricegroup 4
						
Vanity unit floor-standing 1 door, 1 glass shelf for Viu # 073345	440 x 440 x 311	LC 6580 L/R	576	664	844	925
Infobox: Legs not included in delivery, please order separately / Legs # UV 9991, UV 9992 are recommended / Legs # UV 9993, UV 9994 are recommended / Please keep 50 mm space to the wall / Please specify when ordering: - hinges left (L) / right (R)						
						
Vanity unit wall-mounted 1 pull-out compartment for Viu # 234453	520 x 421	LC 6134	887	952	1.082	1.481
Infobox: Installation only in combination with space saving siphon (# 005076 is recommended)						
						
Vanity unit wall-mounted 2 drawers, upper drawer including cut-out for siphon and siphon cover for Viu # 234453	520 x 421	LC 6304	1.112	1.208	1.363	1.945
Infobox: Installation only in combination with space saving siphon (# 005076 is recommended)						
						
Vanity unit floor-standing 2 pull-out compartments, upper pull-out compartment including cut-out for siphon and siphon cover for Viu # 234453	520 x 421	LC 6594	1.150	1.275	1.430	2.055
Infobox: Space saving siphon # 005076 is recommended / Legs not included in delivery, please order separately / Legs # UV 9991, UV 9992 are recommended / Legs # UV 9993, UV 9994 are recommended						

L-Cube Design by Christian Werner

Description	mm	Model-No.	Euro			
			Pricegroup 1	Pricegroup 2	Pricegroup 3	Pricegroup 4
						
Vanity unit wall-mounted						
1 pull-out compartment						
for Viu # 234463	620 x 481	LC 6135	901	970	1.105	1.493
for Viu # 234473	720 x 481	LC 6136	913	987	1.129	1.507
for Viu # 234483	820 x 481	LC 6137	925	1.005	1.150	1.519
for Viu # 234410	1020 x 481	LC 6138	956	1.045	1.205	1.590
for Viu # 234412	1220 x 481	LC 6139	989	1.085	1.258	1.660

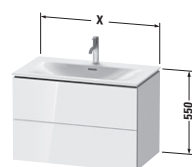

Additional modules

Interior system in solid wood, without siphon cut out

for cabinet widths 620 mm	620	UV 9831	350			
for cabinet widths 720 mm	720	UV 9865	350			
for cabinet widths 820 mm	820	UV 9832	398			
for cabinet widths 1020 mm	1020	UV 9833	492			
for cabinet widths 1220 mm	1220	UV 9834	492			

Infobox: Installation only in combination with space saving siphon (# 005076 is recommended) / Interior modules can not be retrofitted and are factory installed. / Please specify when ordering:

- interior system yes / no
- walnut 77 or maple 78


Vanity unit wall-mounted

2 drawers, upper drawer including cut-out for siphon and siphon cover

for Viu # 234463	620 x 481	LC 6305	1.128	1.226	1.388	1.971
for Viu # 234473	720 x 481	LC 6306	1.142	1.244	1.413	1.998
for Viu # 234483	820 x 481	LC 6307	1.155	1.262	1.438	2.025
for Viu # 234410	1020 x 481	LC 6308	1.186	1.299	1.490	2.086
for Viu # 234412	1220 x 481	LC 6309	1.219	1.342	1.544	2.152


Additional modules

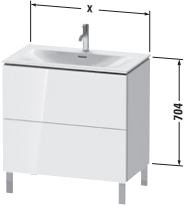
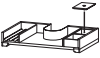
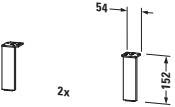
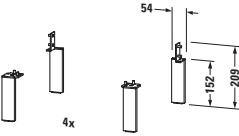
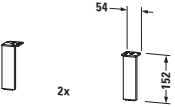
Interior system in solid wood, including siphon cut out

for cabinet widths 620 mm	620	UV 9820	248			
for cabinet widths 720 mm	720	UV 9867	248			
for cabinet widths 820 mm	820	UV 9821	342			
for cabinet widths 1020 mm	1020	UV 9822	412			
for cabinet widths 1220 mm	1220	UV 9823	412			

Infobox: Installation only in combination with space saving siphon (# 005076 is recommended) / Interior modules can not be retrofitted and are factory installed. / Please specify when ordering:

- interior system yes / no
- walnut 77 or maple 78

L-Cube Design by Christian Werner


Description	mm	Model-No.	Euro			
			Pricegroup 1	Pricegroup 2	Pricegroup 3	Pricegroup 4
						
Vanity unit floor-standing 2 pull-out compartments, upper pull-out compartment including cut-out for siphon and siphon cover						
for Viu # 234463	620 x 481	LC 6595	1.167	1.293	1.456	2.082
for Viu # 234473	720 x 481	LC 6596	1.182	1.311	1.485	2.111
for Viu # 234483	820 x 481	LC 6597	1.199	1.330	1.511	2.138
for Viu # 234410	1020 x 481	LC 6598	1.230	1.368	1.564	2.198
for Viu # 234412	1220 x 481	LC 6599	1.266	1.407	1.620	2.270
						
Additional modules Interior system in solid wood, including siphon cut out						
for cabinet widths 620 mm	620	UV 9820	248			
for cabinet widths 720 mm	720	UV 9867	248			
for cabinet widths 820 mm	820	UV 9821	342			
for cabinet widths 1020 mm	1020	UV 9822	412			
for cabinet widths 1220 mm	1220	UV 9823	412			
Infobox: Space saving siphon # 005076 is recommended / Interior modules can not be retrofitted and are factory installed. / Legs not included in delivery, please order separately / Legs # UV 9991, UV 9992 are recommended / Legs # UV 9993, UV 9994 are recommended / Please specify when ordering: - interior system yes / no - walnut 77 or maple 78						
						
Plinth leg Aluminium matt, 2 pieces	152 x 44 x 10	UV 9991	97			
						
Plinth leg Aluminium matt, 4 pieces	152 x 44 x 10	UV 9992	156			
						
Plinth leg Chrome, 2 pieces	152 x 44 x 10	UV 9993	125			

L-Cube Design by Christian Werner

Description	mm	Model-No.	Euro			
			Pricegroup 1	Pricegroup 2	Pricegroup 3	Pricegroup 4
Plinth leg Chrome, 4 pieces	152 x 44 x 10	UV 9994	217			
Console for above counter basin and countertop basin compact 1 console with one cut-out, Width maximum 2000 mm						
basic price till 800 mm, 30 mm thickness 480		LC 104C	417	435	480	585
price per section of 100 mm			19	22	37	48
basic price till 800 mm, 45 mm thickness 480		LC 100C	434	452	520	614
price per section of 100 mm			28	30	44	55
Infobox: Console tops delivered uncut possible / Console less than 800 mm, be possible on request / Please specify when ordering: - overall width - dimension between axes from left side - model.-no ceramic and min. width, please see page 1053-1055 - exactly position of floor cabinets / console supports - Please indicate exact measurements and drawings: furniture order sheet on page 1056 is required.						
Console for above counter basin and countertop basin compact 1 console with two cut-outs, Width maximum 2000 mm						
basic price till 800 mm, 30 mm thickness 480		LC 105C	453	472	521	638
price per section of 100 mm			19	22	37	48
basic price till 800 mm, 45 mm thickness 480		LC 101C	470	489	562	667
price per section of 100 mm			28	30	44	55
Infobox: Console tops delivered uncut possible / Console less than 800 mm, be possible on request / Please specify when ordering: - overall width - dimension between axes from left side - model.-no ceramic and min. width, please see page 1053-1055 - exactly position of floor cabinets / console supports - Please indicate exact measurements and drawings: furniture order sheet on page 1056 is required.						

L-Cube Design by Christian Werner

Description	mm	Model-No.	Euro			
			Pricegroup 1	Pricegroup 2	Pricegroup 3	Pricegroup 4
Vanity unit for console compact						
1 pull-out compartment						
	620 x 477	LC 5800	788	849	967	1.306
	720 x 477	LC 5801	798	864	987	1.317
	820 x 477	LC 5802	809	879	1.006	1.328
	920 x 477	LC 5803	822	896	1.039	1.359
	1020 x 477	LC 5804	835	912	1.052	1.389

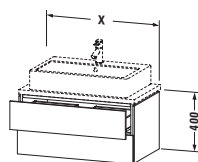

Additional modules

Interior system in solid wood,
without siphon cut out

for cabinet widths 620 mm	620	UV 9831	350			
for cabinet widths 720 mm	720	UV 9865	350			
for cabinet widths 820 mm	820	UV 9832	398			
for cabinet widths 920 mm	920	UV 9866	398			
for cabinet widths 1020 mm	1020	UV 9833	492			

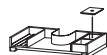
Infobox: Space saving siphon # 005076 is recommended / Console not included in delivery, please order separately / Interior modules can not be retrofitted and are factory installed. / Please keep 20 mm space to the wall for niche application / Please specify when ordering:

- interior system yes / no
- walnut 77 or maple 78
- Model-no. ceramic, please see page 1033/1034


Vanity unit for console compact

2 drawers,
upper drawer including cut-out for siphon
and siphon cover

	620 x 477	LC 5805	1.036	1.103	1.204	1.494
	720 x 477	LC 5806	1.048	1.118	1.226	1.541
	820 x 477	LC 5807	1.062	1.137	1.246	1.586
	920 x 477	LC 5808	1.073	1.150	1.268	1.643
	1020 x 477	LC 5809	1.083	1.168	1.286	1.701


Additional modules

Interior system in solid wood,
including siphon cut out

for cabinet widths 620 mm	620	UV 9820	248			
for cabinet widths 720 mm	720	UV 9867	248			
for cabinet widths 820 mm	820	UV 9821	342			
for cabinet widths 920 mm	920	UV 9900	342			
for cabinet widths 1020 mm	1020	UV 9822	412			

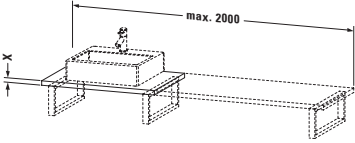
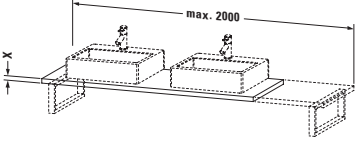
Infobox: Space saving siphon # 005076 is recommended / Console not included in delivery, please order separately / Interior modules can not be retrofitted and are factory installed. / Please keep 20 mm space to the wall for niche application / Please specify when ordering:

- interior system yes / no
- walnut 77 or maple 78
- Model-no. ceramic, please see page 1033/1034

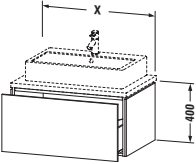
L-Cube Design by Christian Werner

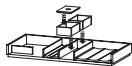
Description	mm	Model-No.	Euro			
			Pricegroup 1	Pricegroup 2	Pricegroup 3	Pricegroup 4
Low cabinet for console compact						
1 pull-out compartment						
	320 x 477	LC 5820	699	745	830	986
	420 x 477	LC 5821	718	770	866	1.062
	520 x 477	LC 5822	736	800	902	1.141
	620 x 477	LC 5823	754	828	940	1.226
	720 x 477	LC 5843	768	844	960	1.275
	820 x 477	LC 5824	779	859	980	1.323
Additional modules						
Interior system in solid wood, without siphon cut out						
for cabinet widths 620 mm	620	UV 9828	194			
for cabinet widths 720 mm	720	UV 9803	325			
for cabinet widths 820 mm	820	UV 9829	325			
Infobox: Console not included in delivery, please order separately / Interior modules can not be retrofitted and are factory installed. / Please keep 20 mm space to the wall for niche application / Please specify when ordering: - interior system yes / no - walnut 77 or maple 78						
Low cabinet for console compact						
2 drawers						
	320 x 477	LC 5825	878	928	1.049	1.132
	420 x 477	LC 5826	901	958	1.080	1.216
	520 x 477	LC 5827	924	989	1.114	1.309
	620 x 477	LC 5828	946	1.018	1.149	1.409
	720 x 477	LC 5848	960	1.036	1.164	1.465
	820 x 477	LC 5829	972	1.052	1.177	1.520
Additional modules						
Interior system in solid wood, without siphon cut out						
for cabinet widths 620 mm	620	UV 9831	350			
for cabinet widths 720 mm	720	UV 9865	350			
for cabinet widths 820 mm	820	UV 9832	398			
Infobox: Console not included in delivery, please order separately / Interior modules can not be retrofitted and are factory installed. / Please keep 20 mm space to the wall for niche application / Please specify when ordering: - interior system yes / no - walnut 77 or maple 78						

L-Cube Design by Christian Werner

Description	mm	Model-No.	Euro			
			Pricegroup 1	Pricegroup 2	Pricegroup 3	Pricegroup 4
						
Console for above counter basin and countertop basin						
1 console with one cut-out, Width maximum 2000 mm						
basic price till 800 mm, 30 mm thickness 550		LC 106C	424	440	492	609
price per section of 100 mm			20	23	38	49
basic price till 800 mm, 45 mm thickness 550		LC 102C	442	458	532	647
price per section of 100 mm			29	32	45	57
Infobox: Console tops delivered uncut possible / Console less than 800 mm, be possible on request / Please specify when ordering: <ul style="list-style-type: none"> - overall width - dimension between axes from left side - model.-no ceramic and min. width, please see page 1053-1055 - exactly position of floor cabinets / console supports - Please indicate exact measurements and drawings: furniture order sheet on page 1056 is required. 						
						
Console for above counter basin and countertop basin						
1 console with two cut-outs, Width maximum 2000 mm						
basic price till 800 mm, 30 mm thickness 550		LC 107C	460	480	536	659
price per section of 100 mm			20	23	38	49
basic price till 800 mm, 45 mm thickness 550		LC 103C	479	499	575	699
price per section of 100 mm			29	32	45	57
Infobox: Console tops delivered uncut possible / Console less than 800 mm, be possible on request / Please specify when ordering: <ul style="list-style-type: none"> - overall width - dimension between axes from left side - model.-no ceramic and min. width, please see page 1053-1055 - exactly position of floor cabinets / console supports - Please indicate exact measurements and drawings: furniture order sheet on page 1056 is required. 						

L-Cube Design by Christian Werner

Description	mm	Model-No.	Euro			
			Pricegroup 1	Pricegroup 2	Pricegroup 3	Pricegroup 4
						
Vanity unit for console						
1 pull-out compartment						
	620 x 547	LC 5810	834	907	1.018	1.307
	720 x 547	LC 5811	845	924	1.039	1.356
	820 x 547	LC 5812	855	940	1.061	1.405
	920 x 547	LC 5813	866	954	1.079	1.454
	1020 x 547	LC 5814	876	967	1.100	1.502

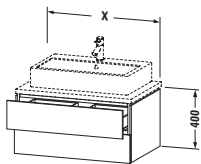

Additional modules

 Interior system in solid wood,
without siphon cut out

for cabinet widths 620 mm	620	UV 9831	350			
for cabinet widths 720 mm	720	UV 9865	350			
for cabinet widths 820 mm	820	UV 9832	398			
for cabinet widths 920 mm	920	UV 9866	398			
for cabinet widths 1020 mm	1020	UV 9833	492			

Infobox: Space saving siphon # 005076 is recommended / Console not included in delivery, please order separately / Interior modules can not be retrofitted and are factory installed. / Please keep 20 mm space to the wall for niche application / Please specify when ordering:

- interior system yes / no
- walnut 77 or maple 78
- Model-no. ceramic, please see page 1035/1037


Vanity unit for console

 2 drawers,
upper drawer including cut-out for siphon
and siphon cover

	620 x 547	LC 5815	1.093	1.163	1.267	1.573
	720 x 547	LC 5816	1.105	1.178	1.287	1.623
	820 x 547	LC 5817	1.116	1.197	1.311	1.669
	920 x 547	LC 5818	1.131	1.212	1.332	1.731
	1020 x 547	LC 5819	1.142	1.228	1.353	1.790


Additional modules

 Interior system in solid wood,
including siphon cut out

for cabinet widths 620 mm	620	UV 9820	248			
for cabinet widths 720 mm	720	UV 9867	248			
for cabinet widths 820 mm	820	UV 9821	342			
for cabinet widths 920 mm	920	UV 9900	342			
for cabinet widths 1020 mm	1020	UV 9822	412			



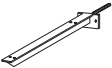
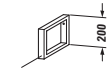

Infobox: Space saving siphon # 005076 is recommended / Console not included in delivery, please order separately / Interior modules can not be retrofitted and are factory installed. / Please keep 20 mm space to the wall for niche application / Please specify when ordering:

- interior system yes / no
- walnut 77 or maple 78
- Model-no. ceramic, please see page 1035/1037

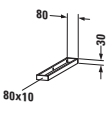
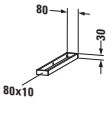
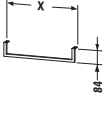
L-Cube Design by Christian Werner

Description	mm	Model-No.	Euro			
			Pricegroup 1	Pricegroup 2	Pricegroup 3	Pricegroup 4
Low cabinet for console						
1 pull-out compartment						
	320 x 547	LC 5830	738	784	875	1.037
	420 x 547	LC 5831	756	810	911	1.115
	520 x 547	LC 5832	775	841	948	1.201
	620 x 547	LC 5833	794	871	989	1.291
	720 x 547	LC 5854	807	886	1.011	1.342
	820 x 547	LC 5834	818	903	1.032	1.393
Additional modules						
Interior system in solid wood, without siphon cut out						
for cabinet widths 620 mm	620	UV 9828	194			
for cabinet widths 720 mm	720	UV 9803	325			
for cabinet widths 820 mm	820	UV 9829	325			
Infobox: Console not included in delivery, please order separately / Interior modules can not be retrofitted and are factory installed. / Please keep 20 mm space to the wall for niche application / Please specify when ordering: - interior system yes / no - walnut 77 or maple 78						
Low cabinet for console						
2 drawers						
	320 x 547	LC 5835	924	977	1.105	1.191
	420 x 547	LC 5836	948	1.007	1.140	1.282
	520 x 547	LC 5837	971	1.039	1.173	1.378
	620 x 547	LC 5838	998	1.074	1.210	1.482
	720 x 547	LC 5859	1.011	1.091	1.226	1.541
	820 x 547	LC 5839	1.025	1.109	1.241	1.599
Additional modules						
Interior system in solid wood, without siphon cut out						
for cabinet widths 620 mm	620	UV 9831	350			
for cabinet widths 720 mm	720	UV 9865	350			
for cabinet widths 820 mm	820	UV 9832	398			
Infobox: Console not included in delivery, please order separately / Interior modules can not be retrofitted and are factory installed. / Please keep 20 mm space to the wall for niche application / Please specify when ordering: - interior system yes / no - walnut 77 or maple 78						

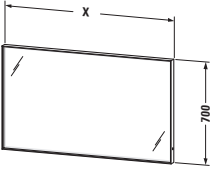
L-Cube Design by Christian Werner

Description	mm	Model-No.	Euro	Euro	Euro	Euro
			Pricegroup 1	Pricegroup 2	Pricegroup 3	Pricegroup 4
 <p>Body trim individual for installation for body 477 mm / 547 mm depths width minimum 20 mm - maximum 100 mm</p>	16	LC 5899	199	209	216	291
Infobox: Please specify when ordering: - Width dimension - Body colour						
 <p>Console Support 1 console support-bracket, for installation beneath console 480 mm / 550 mm depths Black diamond, powder-coated</p>	40 x 425	UV 9902	114			
 <p>Console support 100 mm wall installation 1 console support (depth without pin), for installation beneath console 480 mm / 550 mm depths Black diamond, powder-coated</p>	90 x 420	UV 9926	117			
Infobox: For using the console support for a dry lining wall, it's necessary to arm the wall						
 <p>Console support compact 1 console support-towel rail, for installation beneath console 480 mm depth chrome</p>	40 x 455	UV 9917	186			
 <p>Console Support 1 console support-towel rail, for installation beneath console 550 mm depth chrome</p>	40 x 480	UV 9903	189			


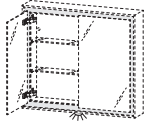
L-Cube Design by Christian Werner

Description	mm	Model-No.	Euro			
			Pricegroup 1	Pricegroup 2	Pricegroup 3	Pricegroup 4
 <p>Towel rail compact for installation on the side of console 480 mm depth chrome</p>	80 x 478	UV 9959	198			
Infobox: Towel rail can not be mounted on console later						
 <p>Towel rail for installation on the side of console 550 mm depth chrome</p>	80 x 548	UV 9960	214			
Infobox: Towel rail can not be mounted on console later						
 <p>Towel rail under consoles, under trims, square tube, chromed, 14 mm</p>	500 1000	UV 9985 UV 9986	191 254			

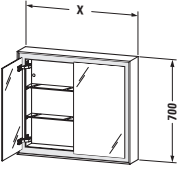
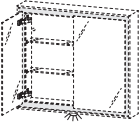
L-Cube Design by Christian Werner

Description	mm	Model-No.	Euro			
			Pricegroup 1	Pricegroup 2	Pricegroup 3	Pricegroup 4
						
Mirror with lighting						
IP 44, LED lighting (4 sided), LED dimming function, 1 sensor switch bottom right, LED (lifespan > 30.000 hours), LED module fixed install, Energy class: A+						
LED module 3500 Kelvin light colour, 20 W	450 x 67	LC 7379	1.077			
LED module 3500 kelvin light colour, 25 W	650 x 67	LC 7380	1.188			
LED module 3500 Kelvin light colour, 26 W	800 x 67	LC 7381	1.297			
LED module 3500 Kelvin light colour, 33 W	1000 x 67	LC 7382	1.382			
LED module 3500 Kelvin light colour, 37 W	1200 x 67	LC 7383	1.564			
LED module 3500 Kelvin light colour, 38 W	1300 x 67	LC 7388	1.822			
LED module 3500 Kelvin light colour, 37 W	1400 x 67	LC 7384	2.070			
LED module 3500 kelvin light colour, 45 W	1600 x 67	LC 7385	2.392			
LED module 3500 Kelvin light colour, 44 W	1800 x 67	LC 7386	2.747			
LED module 3500 kelvin light colour, 47 W	2000 x 67	LC 7387	3.105			
Additional modules						
defog system with Auto-Off function						
mirror widths 600, 620, 650, 750, 766 mm, mirror Ø 700, 900 mm 19 W		UV 9847	134			
mirror widths 800, 820, 1000, 1020, 1050 mm 37 W		UV 9848	140			
mirror widths 1200, 1220 mm 38 W		UV 9849	145			
mirror widths 1300, 1320, 1350, 1400, 1420, 1600, 1620 mm 74 W		UV 9774	249			
mirror widths 1800, 1820, 2000, 2020 mm 76 W		UV 9775	261			
Infobox: Distance between sensor and reflecting surfaces = minimum 75 mm						

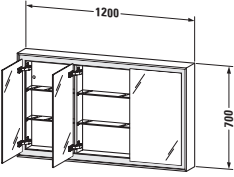
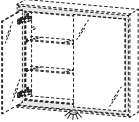
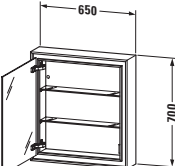
L-Cube Design by Christian Werner

Description	mm	Model-No.	Euro			
			Pricegroup 1	Pricegroup 2	Pricegroup 3	Pricegroup 4
 <p>Mirror cabinet LED lighting (4 sided), IP 44, 1 mirror door, 2 glass shelves (clear glass), back panel inside mirror glass, 1 socket unit with flap lid inside right, 1 sensor switch bottom right, LED dimming function, LED (lifespan > 30.000 hours), LED module fixed install, Energy class: A LED module 3500 Kelvin light colour, 36 W</p>	650 x 154	LC 7550 L/R	1.979			
 <p>Additional modules LED light for washbasin area 3500 kelvin light colour, 3 W, LED dimming function, LED (lifespan > 30.000 hours), LED module fixed install Energy class: A</p>		UV 9954	83			
Infobox: Distance between sensor and reflecting surfaces = minimum 75 mm / Please specify when ordering: - hinges left (L) / right (R)						

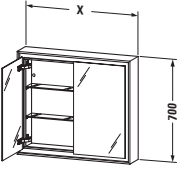
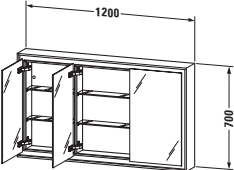
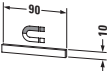
L-Cube Design by Christian Werner

Description	mm	Model-No.	Euro			
			Pricegroup 1	Pricegroup 2	Pricegroup 3	Pricegroup 4
 <p>Mirror cabinet IP 44, LED lighting (4 sided), 2 mirror doors, 2 glass shelves (clear glass), back panel inside mirror glass, 1 socket unit with flap lid inside right, 1 sensor switch bottom right, LED dimming function, LED (lifespan > 30.000 hours), LED module fixed install, Energy class: A</p>						
LED module 3500 Kelvin light colour, 40 W	800 x 154	LC 7551	2.120			
LED module 3500 Kelvin light colour, 46 W	1000 x 154	LC 7552	2.306			
 <p>Additional modules LED light for washbasin area 3500 kelvin light colour, 3 W, LED dimming function, LED (lifespan > 30.000 hours), LED module fixed install Energy class: A</p>						
		UV 9954	83			
Infobox: Distance between sensor and reflecting surfaces = minimum 75 mm						

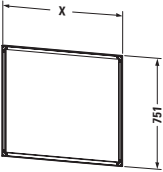
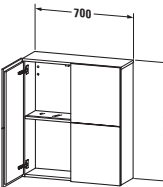
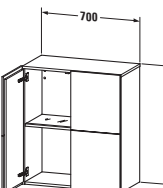
L-Cube Design by Christian Werner

Description	mm	Model-No.	Euro			
			Pricegroup 1	Pricegroup 2	Pricegroup 3	Pricegroup 4
 <p>Mirror cabinet IP 44, 3 mirror doors, LED lighting (4 sided), 4 glass shelves (clear glass), back panel inside mirror glass, 1 socket unit with flap lid inside right, 1 sensor switch bottom right, LED dimming function, LED (lifespan > 30.000 hours), LED module fixed install, Energy class: A LED module 3500 Kelvin light colour, 52 W</p>	1200 x 154	LC 7553	2.619			
 <p>Additional modules LED light for washbasin area 3500 kelvin light colour, 3 W, LED dimming function, LED (lifespan > 30.000 hours), LED module fixed install Energy class: A</p>		UV 9954	83			
Infobox: Distance between sensor and reflecting surfaces = minimum 75 mm						
 <p>Mirror cabinet (built-in) IP 44, LED lighting (4 sided), 1 mirror door, 2 glass shelves (clear glass), back panel inside mirror glass, 1 socket unit with flap lid inside right, LED dimming function, LED (lifespan > 30.000 hours), LED module fixed install, Energy class: A LED module 3500 Kelvin light colour, 36 W</p>	650 x 154	LC 7650 L/R	1.979			
Infobox: On/Out and dimming function only possible with additional built-in frame # LC 9685 or on side push bottom switch / Built-in frame optional / Please specify when ordering: - hinges left (L) / right (R)						

L-Cube Design by Christian Werner

Description	mm	Model-No.	Euro			
			Pricegroup 1	Pricegroup 2	Pricegroup 3	Pricegroup 4
 <p>Mirror cabinet (built-in) IP 44, LED lighting (4 sided), 2 mirror doors, 2 glass shelves (clear glass), back panel inside mirror glass, 1 socket unit with flap lid inside right, LED dimming function, LED (lifespan > 30.000 hours), LED module fixed install, Energy class: A LED module 3500 Kelvin light colour, 40 W</p>	800 x 154	LC 7651	2.120			
LED module 3500 Kelvin light colour, 46 W	1000 x 154	LC 7652	2.306			
Infobox: On/Out and dimming function only possible with additional built-in frame # LC 9686, LC 9687 or on side push bottom switch / Built-in frame optional						
 <p>Mirror cabinet (built-in) IP 44, LED lighting (4 sided), 3 mirror doors, 4 glass shelves (clear glass), back panel inside mirror glass, 1 socket unit with flap lid inside right, LED dimming function, LED (lifespan > 30.000 hours), LED module fixed install, Energy class: A LED module 3500 Kelvin light colour, 52 W</p>	1200 x 154	LC 7653	2.619			
Infobox: On/Out and dimming function only possible with additional built-in frame # LC 9688 or on side push bottom switch / Built-in frame optional						
 <p>Magnetic strip in polished stainless steel</p>	90 x 5	UV 9709	54			
Infobox: The magnetic strip can be applied individually to the body, back side or mirror door by using a mirror adhesive tape. Please consider the decrease of respective storage space during installation.						

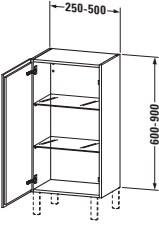
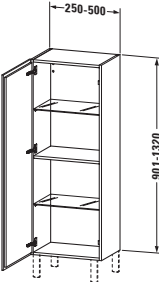
L-Cube Design by Christian Werner

Description	mm	Model-No.	Euro			
			Pricegroup 1	Pricegroup 2	Pricegroup 3	Pricegroup 4
 <p>Built-in frame with integrated Touch LED optional built-in frame, switch (touch LED) central below is coevally LED night light including light sensor, LED dimming function, Aluminium white, frame width 25 mm, hight 750 mm</p>						
	700 x 10	LC 9685	264			
	850 x 10	LC 9686	268			
	1050 x 10	LC 9687	275			
	1250 x 10	LC 9688	285			
Infobox: frame is disassembled delivered / Installation dimensions: height = 715 mm, width = mirror cabinet plus 10 mm, depth = 142 mm						
 <p>Semi-tall cabinet 2 doors, 1 glass shelf with aluminium bracket</p>						
	700 x 243	LC 1167	1.002	1.109	1.283	1.747
Infobox: Please keep 50 mm space to the wall / In case of extension to furniture a space of 50 mm is necessary						
 <p>Semi-tall cabinet 2 doors, 1 glass shelf with aluminium bracket</p>						
	700 x 363	LC 1177	1.031	1.170	1.394	1.849
Infobox: Please keep 50 mm space to the wall / In case of extension to furniture a space of 50 mm is necessary						

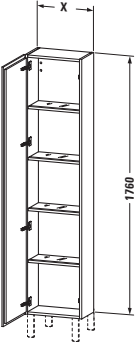
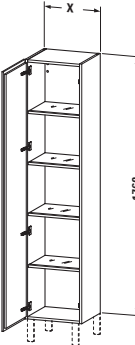
L-Cube Design by Christian Werner

Description	mm	Model-No.	Euro			
			Pricegroup 1	Pricegroup 2	Pricegroup 3	Pricegroup 4
Semi-tall cabinet						
1 door,						
3 glass shelves with aluminium brackets						
	400 x 243	LC 1168 L/R	877	966	1.122	1.505
	500 x 243	LC 1169 L/R	911	1.017	1.196	1.618
Infobox: Please keep 50 mm space to the wall / In case of extension to furniture a space of 50 mm is necessary / Legs are recommended / # UV 9991 aluminium matt 2 pieces, if 4 pieces necessary please order 2 x # UV 9991 / # UV 9993 chrome 2 pieces, if 4 pieces necessary please order 2 x # UV 9993 / Legs # UV 9992 and UV 9994 are not suitable / Please specify when ordering: - hinges left (L) / right (R)						
Semi-tall cabinet						
1 door,						
3 glass shelves with aluminium brackets						
	400 x 363	LC 1178 L/R	969	1.074	1.262	1.801
	500 x 363	LC 1179 L/R	998	1.118	1.327	2.012
Infobox: Please keep 50 mm space to the wall / In case of extension to furniture a space of 50 mm is necessary / Legs are recommended / # UV 9991 aluminium matt 2 pieces, if 4 pieces necessary please order 2 x # UV 9991 / # UV 9993 chrome 2 pieces, if 4 pieces necessary please order 2 x # UV 9993 / Legs # UV 9992 and UV 9994 are not suitable / Please specify when ordering: - hinges left (L) / right (R)						

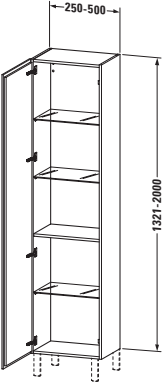
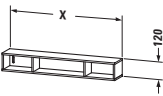
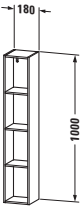
L-Cube Design by Christian Werner

Description	mm	Model-No.	Euro			
			Pricegroup 1	Pricegroup 2	Pricegroup 3	Pricegroup 4
 <p>Semi tall cabinet individual 1 door, 2 glass shelves, height minimum 600 mm - maximum 900 mm, width minimum 250 mm - maximum 500 mm, depth minimum 200 mm - maximum 363 mm</p>						
		LC 1189 L/R	752	783	981	1.397
Infobox: Please keep 50 mm space to the wall / In case of extension to furniture a space of 50 mm is necessary / Legs are recommended / # UV 9991 aluminium matt 2 pieces, if 4 pieces necessary please order 2 x # UV 9991 / # UV 9993 chrome 2 pieces, if 4 pieces necessary please order 2 x # UV 9993 / Legs # UV 9992 and UV 9994 are not suitable - height / Please specify when ordering: - hinges left (L) / right (R) - width - depth						
 <p>Semi tall cabinet individual 1 door, 1 wooden shelf, 2 glass shelves, height minimum 901 mm - maximum 1320 mm, width minimum 250 mm - maximum 500 mm, depth minimum 200 mm - maximum 363 mm</p>						
		LC 1190 L/R	1.048	1.084	1.286	1.952
Infobox: Please keep 50 mm space to the wall / In case of extension to furniture a space of 50 mm is necessary / Legs are recommended / # UV 9991 aluminium matt 2 pieces, if 4 pieces necessary please order 2 x # UV 9991 / # UV 9993 chrome 2 pieces, if 4 pieces necessary please order 2 x # UV 9993 / Legs # UV 9992 and UV 9994 are not suitable / Please specify when ordering: - hinges left (L) / right (R) - height - width - depth						

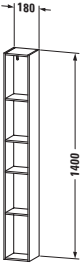
L-Cube Design by Christian Werner

Description	mm	Model-No.	Euro	Euro	Euro	Euro
			Pricegroup 1	Pricegroup 2	Pricegroup 3	Pricegroup 4
 <p>Tall cabinet 1 door, 4 glass shelves with alu carrier system</p>	400 x 243	LC 1170 L/R	1.016	1.132	1.343	1.809
	500 x 243	LC 1171 L/R	1.047	1.182	1.419	2.012
	Infobox: Please keep 50 mm space to the wall / In case of extension to furniture a space of 50 mm is necessary / Legs are recommended / # UV 9991 aluminium matt 2 pieces, if 4 pieces necessary please order 2 x # UV 9991 / # UV 9993 chrome 2 pieces, if 4 pieces necessary please order 2 x # UV 9993 / Legs # UV 9992 and UV 9994 are not suitable / Please specify when ordering: - hinges left (L) / right (R)					
 <p>Tall cabinet 1 door, 4 glass shelves with alu carrier system</p>	400 x 363	LC 1180 L/R	1.115	1.250	1.499	2.035
	500 x 363	LC 1181 L/R	1.150	1.307	1.584	2.238
	Infobox: Please keep 50 mm space to the wall / In case of extension to furniture a space of 50 mm is necessary / Legs are recommended / # UV 9991 aluminium matt 2 pieces, if 4 pieces necessary please order 2 x # UV 9991 / # UV 9993 chrome 2 pieces, if 4 pieces necessary please order 2 x # UV 9993 / Legs # UV 9992 and UV 9994 are not suitable / Please specify when ordering: - hinges left (L) / right (R)					

L-Cube Design by Christian Werner




Description	mm	Model-No.	Euro			
			Pricegroup 1	Pricegroup 2	Pricegroup 3	Pricegroup 4
 <p>Tall cabinet individual 1 door, 1 wooden shelf, 3 glass shelves, height minimum 1321 mm - maximum 2000 mm, width minimum 250 mm - maximum 500 mm, depth minimum 200 mm - maximum 363 mm</p>						
		LC 1191 L/R	1.191	1.306	1.581	2.233
<p>Infobox: Please keep 50 mm space to the wall / In case of extension to furniture a space of 50 mm is necessary / Legs are recommended / # UV 9991 aluminium matt 2 pieces, if 4 pieces necessary please order 2 x # UV 9991 / # UV 9993 chrome 2 pieces, if 4 pieces necessary please order 2 x # UV 9993 / Legs # UV 9992 and UV 9994 are not suitable / Please specify when ordering: - hinges left (L) / right (R) - height - width - depth</p>						
 <p>Shelf element (horizontal)</p>						
3 compartments	800 x 140	LC 1200	457	507	653	740
3 compartments	1000 x 140	LC 1201	463	523	689	817
 <p>Shelf element (vertical)</p>						
4 compartments	180 x 180	LC 1205	572	664	875	1.106

L-Cube Design by Christian Werner

Description	mm	Model-No.	Euro			
			Pricegroup 1	Pricegroup 2	Pricegroup 3	Pricegroup 4
 <p>Shelf element (vertical) 5 compartments</p>	180 x 180	LC 1206	580	701	975	1.286

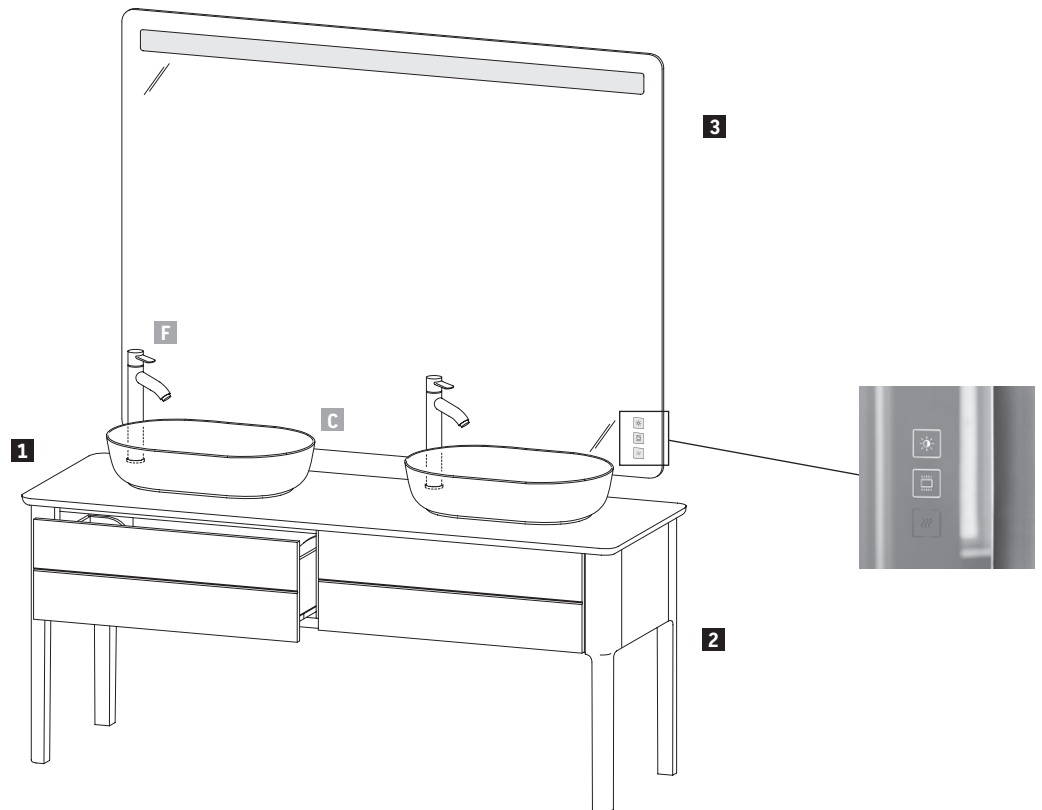
Luv Design by Cecilie Manz

Product Information

Console	Real wood massive Pricegroup 1	77 American Walnut solid wood	Basic material: Massive wooden board 25 mm thickness laquered transparent. Real wood massive is a natural material, differences in color and structure may occur.
Console	Quarz stone Pricegroup 1	17 White Structure 25 Sand Structure 33 Grey Structure	Basic material: Quarz stone massive material 20 mm thickness surface polish. Quartz stone massive is a natural material, differences in color and structure may occur.
Front Body	Lacquer Pricegroup 4	36 White Satin Matt 39 Nordic White Satin Matt 54 Almond Satin Matt 60 Taupe Satin Matt 92 Stone Grey Satin Matt 98 Night Blue Satin Matt	Basic material inner body: High-compresses three-ply chipboard, directly coated with mealmin resin decor in (57) Black Diamond on both sides. Basic material outer body/-front: High-compressed MDF-board lacquered opaque in serval sides. Basic material feet: Solid wood lacquered opaque in several layers on both sides. included high adjustment 20 mm
Mirror with lighting			5 mm thickness mirror glas, 4-sided rounded. LED light technology, continuous, synchronous adjustment of the light colour for direct and ambient light incl. memory effect. Touchless panel operating unit on the mirror surface with 3 vertical Icons.  Icon 1 (top): On / Off incl. dimming function for light field on the top.  Icon 2 (middle): On / Off incl. dimming function for ambient light on the top and below.  Icon 3 (below): On / Off defog system incl. Auto-Off after 60 minutes. Icon 1 + Icon 2 operated together and hold: Synchronous adjustment of the light colour between 2700 - 6500 Kelvin.
Extension mechanism		handleless	Tip-on fitting including self-closing - Automatic opening by conscious contact.
Interior System	Real Wood massive Pricegroup 1	77 Amer. Walnut massive 78 Maple massive	The interior system with a material mix in acryl glass and solid wood is available in maple or walnut. There is an individually designed interior system for each cabinet width between 688 - 1783 mm. Each size of the cabinet have a individual layout of the interior systems to use the optimum storage space. The box cover plus the small and big wave have a special anti-slip lacquer.
Defogger			With this system there will be no mist on a defined mirror area. Defogger activation coincides with the switching ond an off of the mirrors's light. If the mirror is already misted up (defogger off) it takes about 5 minutes for demisting. 1 piece defogger 200 x 400 mm for mirror size 600 mm centred 1 piece defogger 400 x 400 mm for mirror size 800 mm centred 1 piece defogger 600 x 400 mm for mirror size 1200 mm centred 2 piece defogger 400 x 400 mm for mirror size 1600 mm left / right

Luv Design by Cecilie Manz

Ordering Sample







Luv
 Console
 Vanity unit floorstanding
 Mirror with LED



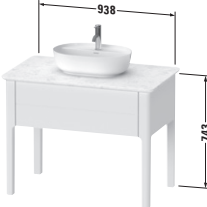
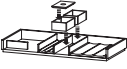
17 White Structure
60 Taupe Satin Matt

Description	Remark	Quantity	Model-No.
1 Console	Width 1783 mm	1	# LU 9467 B 17 17
2 Vanity unit floorstanding	Width 1783 mm	1	# LU 9562 B 60 60
3 Mirror with LED	Width 1600 mm	1	# LU 9670 0 00 00
Additional interior module		1	# UV 9808 B 77 77
C Luv 600 mm	Width 600 mm	2	# 037960 00 00
F C1 Single lever basin mixer	Size XL	2	# C1 104 0002 010

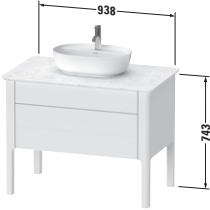
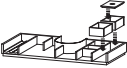
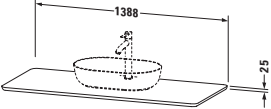
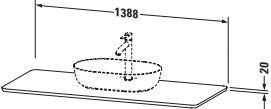
Luv Design by Cecilie Manz

Description	mm	Model-No.	Euro			
			Pricegroup 1	Pricegroup 2	Pricegroup 3	Pricegroup 4
 <p>Real wood massive console 1 console with one cut-out for vanity units for console</p>	688 x 475	LU 9460	809			
Infobox: suitable for vanity unit # LU9560, LU9565						
 <p>Quartz stone console 1 console with one cut-out for vanity units for console</p>	688 x 475	LU 9465	1.451			
Infobox: suitable for vanity unit # LU9560, LU9565						
 <p>Vanit unit for console floor-standing 1 pull-out compartment</p>	638 x 450	LU 9560				2.610
Infobox: Space saving siphon # 005076 is recommended / Console not included in delivery, please order separately / Overall width including console 688 mm / High adjustment integrated in leg (-5 mm + 20 mm) / Please specify when ordering: - Model-no. ceramic, please see page 1045						
 <p>Vanit unit for console floor-standing 1 drawer, 1 pull-out compartment upper drawer including cut-out for siphon and siphon cover</p>	638 x 450	LU 9565				3.138
Infobox: Space saving siphon # 005076 is recommended / Console not included in delivery, please order separately / Overall width including console 688 mm / High adjustment integrated in leg (-5 mm + 20 mm) / Please specify when ordering: - Model-no. ceramic, please see page 1045						




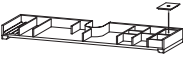
Luv Design by Cecilie Manz

Description	mm	Model-No.	Euro			
			Pricegroup 1	Pricegroup 2	Pricegroup 3	Pricegroup 4
 <p>Real wood massive console 1 console with one cut-out for vanity units for console</p>	988 x 595	LU 9464	1.381			
Infobox: suitable for vanity unit # LU9564, LU9569						
 <p>Quartz stone console 1 console with one cut-out for vanity units for console</p>	988 x 595	LU 9469	2.079			
Infobox: suitable for vanity unit # LU9564, LU9569						
 <p>Vanit unit for console floor-standing 1 pull-out compartment</p>	938 x 570	LU 9564				2.743
 <p>Additional modules Interior system in solid wood, without siphon cut out for cabinet widths 938 mm</p>	938	UV 9683	398			
<p>Infobox: Space saving siphon # 005076 is recommended / Console not included in delivery, please order separately / Overall width including console 988 mm / Interior modules can not be retrofitted and are factory installed. / High adjustment integrated in leg (-5 mm + 20 mm) / Please specify when ordering:</p> <ul style="list-style-type: none"> - interior system yes / no - walnut 77 or maple 78 - Model-no. ceramic, please see page 1045 						

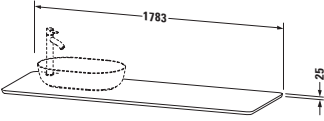
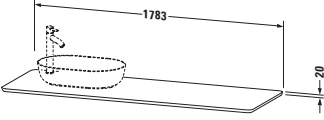

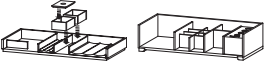
Luv Design by Cecilie Manz

Description	mm	Model-No.	Euro			
			Pricegroup 1	Pricegroup 2	Pricegroup 3	Pricegroup 4
						
Vanit unit for console floor-standing 1 drawer, 1 pull-out compartment upper drawer including cut-out for siphon and siphon cover	938 x 570	LU 9569				3.338
						
Additional modules Interior system in solid wood, including siphon cut out for cabinet widths 938 mm	938	UV 9684	342			
Infobox: Space saving siphon # 005076 is recommended / Console not included in delivery, please order separately / Overall width including console 988 mm / Interior modules can not be retrofitted and are factory installed. / High adjustment integrated in leg (-5 mm + 20 mm) / Please specify when ordering: - interior system yes / no - walnut 77 or maple 78 - Model-no. ceramic, please see page 1045						
						
Real wood massive console 1 console with one cut-out for vanity units for console	1388 x 595	LU 9461	1.591			
Infobox: suitable for vanity unit # LU9561, LU9566						
						
Quartz stone console 1 console with one cut-out for vanity units for console	1388 x 595	LU 9466	2.228			
Infobox: suitable for vanity unit # LU9561, LU9566						


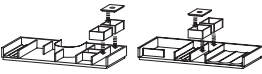
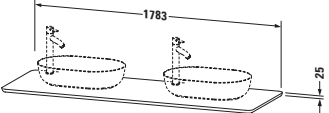
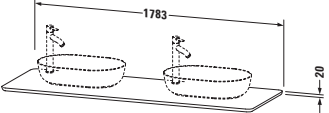
Luv Design by Cecilie Manz

Description	mm	Model-No.	Euro			
			Pricegroup 1	Pricegroup 2	Pricegroup 3	Pricegroup 4
 <p>Vanit unit for console floor-standing 1 pull-out compartment</p>	1338 x 570	LU 9561				2.899
 <p>Additional modules Interior system in solid wood, without siphon cut out for cabinet widths 1338 mm</p>	1338	UV 9827	492			
<p>Infobox: Space saving siphon # 005076 is recommended / Console not included in delivery, please order separately / Overall width including console 1388 mm / Interior modules can not be retrofitted and are factory installed. / High adjustment integrated in leg (-5 mm + 20 mm) / Please specify when ordering: - interior system yes / no - walnut 77 or maple 78 - Model-no. ceramic, please see page 1045</p>						
 <p>Vanit unit for console floor-standing 1 drawer, 1 pull-out compartment upper drawer including cut-out for siphon and siphon cover</p>	1338 x 570	LU 9566				3.549
 <p>Additional modules Interior system in solid wood, including siphon cut out for cabinet widths 1338 mm</p>	1338	UV 9799	412			
<p>Infobox: Space saving siphon # 005076 is recommended / Console not included in delivery, please order separately / Overall width including console 1388 mm / Interior modules can not be retrofitted and are factory installed. / High adjustment integrated in leg (-5 mm + 20 mm) / Please specify when ordering: - interior system yes / no - walnut 77 or maple 78 - Model-no. ceramic, please see page 1045</p>						


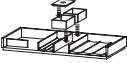


Luv Design by Cecilie Manz

Description	mm	Model-No.	Euro			
			Pricegroup 1	Pricegroup 2	Pricegroup 3	Pricegroup 4
						
Real wood massive console 1 countertop with one cut-out left or right for vanity units for console	1783 x 595	LU 9463 L/R	1.973			
Infobox: suitable for vanity unit # LU9563, LU9568 / Please specify when ordering: - L/R = Washbasin left or right possible						
						
Quartz stone console 1 countertop with one cut-out left or right for vanity units for console	1783 x 595	LU 9468 L/R	2.633			
Infobox: suitable for vanity unit # LU9563, LU9568 / Please specify when ordering: - L/R = Washbasin left or right possible						
						
Vanit unit for console floor-standing 2 pull-out compartments	1733 x 570	LU 9563 L/R				3.636
						
Additional modules Interior system in solid wood, without siphon cut out for cabinet widths 866 mm, under ceramics	866	UV 9812 L/R	398			
for cabinet widths 866 mm, beside ceramics	866	UV 9811 L/R	325			
for cabinet widths 866 mm	866	UV 9810 B	723			
Infobox: Please keep 20 mm space to the wall for niche application / Space saving siphon # 005076 is recommended / Console not included in delivery, please order separately / Overall width including console 1783 mm / Interior modules can not be retrofitted and are factory installed. / High adjustment integrated in leg (-5 mm + 20 mm) / Please specify when ordering: - L/R = Washbasin left or right possible - interior system yes / no - position interior system left (L) , right (R) or both (B) ways - walnut 77 or maple 78 - Model-no. ceramic, please see page 1045						


Luv Design by Cecilie Manz

Description	mm	Model-No.	Euro			
			Pricegroup 1	Pricegroup 2	Pricegroup 3	Pricegroup 4
						
Vanit unit for console floor-standing 2 drawers, 2 pull-out compartments, upper drawer under the ceramics including cut-out for siphon and siphon cover						
	1733 x 570	LU 9568 L/R				4.605
						
Additional modules Interior system in solid wood including siphon cut-out for cabinet widths 866 mm, under ceramics	866	UV 9817 L/R	342			
without siphon cut-out for cabinet widths 866 mm, beside ceramics	866	UV 9816 L/R	398			
for cabinet widths 866 mm	866	UV 9815 B	740			
Infobox: Space saving siphon # 005076 is recommended / Console not included in delivery, please order separately / Overall width including console 1783 mm / High adjustment integrated in leg (-5 mm + 20 mm) / Interior modules can not be retrofitted and are factory installed. / Please specify when ordering: - L/R = Washbasin left or right possible - interior system yes / no - position interior system left (L) , right (R) or both (B) ways - walnut 77 or maple 78 - Model-no. ceramic, please see page 1045						
						
Real wood massive console 1 console with two cut-outs for vanity units for console	1783 x 595	LU 9462 B	1.985			
Infobox: suitable for vanity unit # LU9562, LU9567						
						
Quartz stone console 1 console with two cut-outs for vanity units for console	1783 x 595	LU 9467 B	2.900			
Infobox: suitable for vanity unit # LU9562, LU9567						


Luv Design by Cecilie Manz

Description	mm	Model-No.	Euro			
			Pricegroup 1	Pricegroup 2	Pricegroup 3	Pricegroup 4
						
Vanit unit for console floor-standing 2 pull-out compartments	1733 x 570	LU 9562 B				3.672
						
Additional modules Interior system in solid wood, without siphon cut out						
for cabinet widths 866 mm	866	UV 9809 L/R	398			
for cabinet widths 866 mm	866	UV 9808 B	796			
Infobox: Space saving siphon # 005076 is recommended / Console not included in delivery, please order separately / Overall width including console 1783 mm / Interior modules can not be retrofitted and are factory installed. / High adjustment integrated in leg (-5 mm + 20 mm) / Please specify when ordering: - interior system yes / no - position interior system left (L) , right (R) or both (B) ways - walnut 77 or maple 78 - Model-no. ceramic, please see page 1045						
						
Vanit unit for console floor-standing 2 drawers, 2 pull-out compartments upper drawer including cut-out for siphon and siphon cover	1733 x 570	LU 9567 B				4.654
						
Additional modules Interior system in solid wood, including siphon cut out						
for cabinet widths 866 mm	866	UV 9814 L/R	342			
for cabinet widths 866 mm	866	UV 9813 B	684			
Infobox: Space saving siphon # 005076 is recommended / Console not included in delivery, please order separately / Overall width including console 1783 mm / Interior modules can not be retrofitted and are factory installed. / High adjustment integrated in leg (-5 mm + 20 mm) / Please specify when ordering: - interior system yes / no - position interior system left (L) , right (R) or both (B) ways - walnut 77 or maple 78 - Model-no. ceramic, please see page 1045						

Luv Design by Cecilie Manz

Description	mm	Model-No.	Euro			
			Pricegroup 1	Pricegroup 2	Pricegroup 3	Pricegroup 4
 <p>Mirror with lighting IP 44, LED light field, LED ambient light (top and bottom), Touchless panel operating unit, LED dimming function, Continuous, synchronous adjustment of the light colour for direct and ambient light, Dimming function and adjustment of the light colour with memory effect, defog system with Auto-Off function, LED (lifespan > 30.000 hours), LED module fixed install, Energy class: A+</p>						
LED module 2700 - 6500 Kelvin light colour, 23 W	500 x 38	LU 9657	1.663			
LED module 2700 - 6500 kelvin light colour, 39 W	800 x 38	LU 9658	1.958			
LED module 2700 - 6500 kelvin light colour, 60 W	1200 x 38	LU 9659	2.231			
LED module 2700 - 6500 Kelvin light colour, 81 W	1600 x 38	LU 9660	2.755			
Infobox: on/off function also with push bottom switch possible						

Luv Design by Cecilie Manz

Description	mm	Model-No.	Euro	Euro	Euro	Euro	
			Pricegroup 1	Pricegroup 2	Pricegroup 3	Pricegroup 4	
 <p>Mirror with lighting IP 44, LED light field, LED ambient light (top and bottom), Touchless panel operating unit, LED dimming function, Continuous, synchronous adjustment of the light colour for direct and ambient light, Dimming function and adjustment of the light colour with memory effect, defog system with Auto-Off function, LED (lifespan > 30.000 hours), LED module fixed install, Energy class: A+</p>	LED module 2700 - 6500 Kelvin light colour, 23 W	500 x 38	LU 9667	1.770			
	LED module 2700 - 6500 kelvin light colour, 39 W	800 x 38	LU 9668	2.074			
	LED module 2700 - 6500 kelvin light colour, 60 W	1200 x 38	LU 9669	2.442			
	LED module 2700 - 6500 Kelvin light colour, 81 W	1600 x 38	LU 9670	3.003			
	Infobox: on/off function also with push bottom switch possible						

Starck Design by Philippe Starck

Product information

Front Body	Real wood veneer Pricegroup 3	13 American Walnut	Basic material: Base: solid wood, multiplex curved pasted plywood. Outside real wood veneer, colourless lacquered. Interior finish: laminate (HPL) in black. Edge material: One-sided trim in real wood veneer. Real wood veneer is a natural material, differences in colour and structure may occur.
	Lacquer Pricegroup 4	36 White Satin Matt 39 Nordic White Satin Matt 40 Black High Gloss 60 Taupe Satin Matt 85 White High Gloss 92 Stone Grey Satin Matt 97 Light Blue Satin Matt 98 Night Blue Satin Matt	Basic material: Base: solid wood, multiplex curved pasted plywood. Outside lacquered in several coats. Interior finish: laminate (HPL) in black. Edge material: One-sided ABS-Edge material (lacquered).
Edges Mirror ground plate		Neutral	Basic material: High-compressed MDF board directly coated. Edge material: ABS-Edge material (lacquered).
Mirror			LED light technology, 3500 Kelvin light colour. Sensor switch bottom right for on / off function.
Defogger (optional)			With this system there will be no mist on a defined mirror area. Defogger activation coincides with switching on and off of the mirror's light. If the mirror is already misted up (defogger off) it takes about 5 minutes for demisting. Auto-Off function after 60 minutes. 1 piece defogger 200 x 400 mm
Handle furniture		Chrome	Brass
Interior lighting system for vanity unit (optional)			LED light technology, 3500 Kelvin light colour. On / Off function by opening or closing the door through integrated sensor.

Starck Design by Philippe Starck

Order example



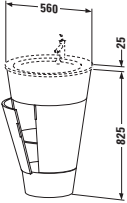

Starck

Vanity unit floor-standing
 Mirror with lighting
 Interior lighting system for vanity unit

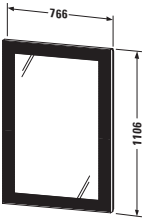
85 White High Gloss

Description	Remark	Quantity	Model-No.
1 Vanity unit floor-standing	Width 560 mm	1	# S1 9520 0 85 85
2 Mirror with lighting	Width 450 mm	1	# S1 9643 0 00 00
C Starck 1 furniture washbasin		1	# 040658 00 00
F C.1 single lever basin mixer M		1	# C11020
Interior lighting system vanity unit		1	# S1 9704 0 00 00

Starck Design by Philippe Starck

Description	mm	Model-No.	Euro			
			Pricegroup 1	Pricegroup 2	Pricegroup 3	Pricegroup 4
						
Vanity unit floor-standing						
2 doors, 1 glass shelf with rail						
for Starck 1 # 040658	560 x 600	S1 9520			3.811	4.258
Additional modules						
Interior lighting system for vanity unit, Position interior lighting not choosable, Energy class: A+						
LED module 3500 kelvin light colour 6,5 W		S1 9704	400			
Infobox: Siphon # 005026 is recommended / Interior lighting systems can not be retrofitted and are factory installed. / Please specify when ordering: - Interior lighting system yes / no						
						
Mirror with lighting						
IP 44, LED dimming function, LED (lifespan > 30.000 hours), LED module fixed install, 1 sensor switch bottom right, Energy class: A+						
LED module 3500 Kelvin light colour, 33 W	450 x 45	S1 9643	2.070			
Additional modules						
defog system with Auto-Off function mirror widths 450 mm 19 W		UV 9666	134			
Infobox: Distance between sensor and reflecting surfaces = minimum 75 mm						

Starck Design by Philippe Starck

Description	mm	Model-No.	Euro			
			Pricegroup 1	Pricegroup 2	Pricegroup 3	Pricegroup 4
						
Mirror with lighting IP 44, LED dimming function, LED (lifespan > 30.000 hours), LED module fixed install, 1 sensor switch bottom right, Energy class: A+						
LED module 3500 kelvin light colour, 54 W	766 x 60	S1 9641	3.595			
Additional modules defog system with Auto-Off function mirror widths 600, 620, 650, 750, 766 mm, mirror Ø 700, 900 mm 19 W		UV 9847	134			
Infobox: Distance between sensor and reflecting surfaces = minimum 75 mm						

Universal Light and mirror

Product Information

Edges (LED cover for mirrors with ambient light 4-sided)	Decor Pricegroup 1	White matt (translucent)	plastic
Edges (edge profile for mirrors with single light field)	Decor Pricegroup 1	White matt	plastic
Edges (LED edge profile for mirrors with dual light fields)	Decor Pricegroup 1	White matt powdered	Aluminium
Body mirror cabinet	Decor Pricegroup 1	White matt	glass
Defogger			<p>The mirror's heating element covers a defined area and prevents water condensation. Defogger activation coincides with the switching on and off of the mirror's light. If the mirror is foggy prior to the switching on of the unit, drying time will take 5 minutes.</p> <p>1 piece defogger 200 x 400 mm for mirror size 600 mm (centered)</p> <p>1 piece defogger 400 x 400 mm for mirror size 800 mm / 1000 mm (centered)</p> <p>1 piece defogger 600 x 400 mm for mirror size 1200 mm (centered)</p> <p>2 piece defoggers 400 x 400 mm for mirror size 1320 mm (1 x left / 1 x right)</p>
Magnetic strip mirror cabinet # UV 9709		stainless steel	Magnetic fixing bar inside the mirror cabinet as bracket for metallic bathroom accessories.

Universal Light and mirror Overview mirrors with lighting in "good" -, "better" -, "best" - version

	mirrors						
	400 mm	600 mm	800 mm	1000 mm	1200 mm	1300 mm	1400 mm
LED single light field							
"good" - version	# LM 7834	# LM 7835	# LM 7836	# LM 7837	# LM 7838	# LM 7839	# LM 7844
"better" - version		# LM 7845	# LM 7846	# LM 7847	# LM 7848	# LM 7849	# LM 7850
"best" - version		# LM 7855 D	# LM 7856 D	# LM 7857 D	# LM 7858 D	# LM 7859 D	# LM 7860 D
LED dual light fields							
"good" - version		# LM 7865	# LM 7866	# LM 7867	# LM 7868	# LM 7869	# LM 7870
"better" - version		# LM 7875	# LM 7876	# LM 7877	# LM 7878	# LM 7879	# LM 7880
"best" - version		# LM 7885 D	# LM 7886 D	# LM 7887 D	# LM 7888 D	# LM 7889 D	# LM 7890 D
LED ambient light (4-sided)							
"good" - version		# LM 7805	# LM 7806	# LM 7807	# LM 7808	# LM 7809	# LM 7810
"better" - version		# LM 7815	# LM 7816	# LM 7817	# LM 7818	# LM 7819	# LM 7814
"best" - version		# LM 7825 D	# LM 7826 D	# LM 7827 D	# LM 7828 D	# LM 7829 D	# LM 7824 D
LED ambient light (circular)	Ø 700 mm	Ø 900 mm					
"good" - version	# LM 7851	# LM 7853					
"better" - version	# LM 7861	# LM 7863					
"best" - version	# LM 7871	# LM 7873					
	cabinets						
		610 mm	810 mm	1010 mm	1210 mm	1310 mm	
LED single light field							
"good" - version		# LM 7820 L/R	# LM 7821	# LM 7822	# LM 7823	# LM 7854	
"better" - version		# LM 7830 L/R	# LM 7831	# LM 7832	# LM 7833	# LM 7864	
"best" - version		# LM 7840 L/R	# LM 7841	# LM 7842	# LM 7843	# LM 7874	
built-in set		# LM 9875	# LM 9876	# LM 9877	# LM 9878	# LM 9920	

"good" -, "better" -, "best" - version for mirrors

The mirrors with single light field, dual light fields and ambient light 4-sided and circular are available in three different versions:

"good"

On/off function to be operated with external switch only.

"better"

Equipped with sensor switch bottom right for on/off function.

"best"

Combines the following features: sensor switch for on/off function, integrated LED-dimming function, defog system, downlight (always included for ambient light)

"good" -, "better" -, "best" - version for cabinets

The mirror cabinets are available in three different versions:

"good"

On/off function to be operated with external switch only. Built-in together with built-in set only.

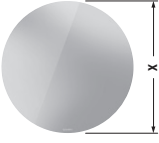
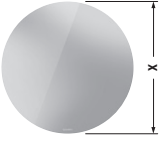
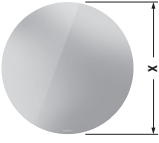
"better"

Fitted with a switch-plug unit. Built-in together with built-in set only.

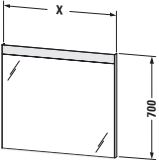
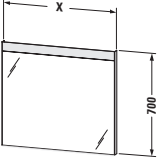
"best"

Incorporates switch-plug unit, a mirrored back panel inside, and LED light for the washbasin area.

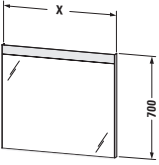
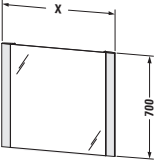
Universal light and mirror

Description	mm	Model-No.	Euro	Euro	Euro	Euro
						
Mirror with lighting						
„good“ - version, IP 44, LED ambient light (circular), external switch, LED (lifespan > 30.000 hours), LED module fixed install, Energy class: A+						
LED module 4000 kelvin light colour, 31 W	700 x 34	LM 7851	687			
LED module 4000 kelvin light colour, 41 W	900 x 34	LM 7853	826			
Infobox: available from stock / on/off function only with external wall switch possible						
						
Mirror with lighting						
„better“ - version, IP 44, LED ambient light (circular), 1 sensor switch centric at the bottom, LED (lifespan > 30.000 hours), LED module fixed install, Energy class: A+						
LED module 4000 kelvin light colour, 31 W	700 x 34	LM 7861	795			
LED module 4000 kelvin light colour, 41 W	900 x 34	LM 7863	938			
Infobox: available from stock / Distance between sensor and reflecting surfaces = minimum 75 mm						
						
Mirror with lighting						
„best“ - version, IP 44, LED ambient light (circular), LED dimming function, defog system with Auto-Off function, 1 sensor switch centric at the bottom, LED (lifespan > 30.000 hours), LED module fixed install, Energy class: A+						
LED module 4000 kelvin light colour, 31 W	700 x 34	LM 7871	966			
LED module 4000 kelvin light colour, 41 W	900 x 34	LM 7873	1.120			
Infobox: available from stock / Distance between sensor and reflecting surfaces = minimum 75 mm						

Universal light and mirror

Description	mm	Model-No.	Euro	Euro	Euro	Euro
			Pricegroup 1			
 <p>Mirror with lighting „good“ - version, IP 44, LED single light field, external switch, LED (lifespan > 30.000 hours), LED module fixed install, Energy class: A+</p>						
LED module 4000 Kelvin light colour, 7 W	400 x 35	LM 7834	418			
LED module 4000 Kelvin light colour, 10 W	600 x 35	LM 7835	443			
LED module 4000 Kelvin light colour, 13 W	800 x 35	LM 7836	497			
LED module 4000 Kelvin light colour, 16 W	1000 x 35	LM 7837	568			
LED module 4000 Kelvin light colour, 19 W	1200 x 35	LM 7838	626			
LED module 4000 kelvin light colour, 21 W	1300 x 35	LM 7839	704			
LED module 4000 kelvin light colour, 22 W	1400 x 35	LM 7844	794			
Infobox: available from stock / on/off function only with external wall switch possible / only mains voltage 220V -240V possible						
 <p>Mirror with lighting „better“ - version, IP 44, LED single light field, 1 sensor switch bottom right, LED (lifespan > 30.000 hours), LED module fixed install, Energy class: A+</p>						
LED module 4000 Kelvin light colour, 10 W	600 x 35	LM 7845	573			
LED module 4000 Kelvin light colour, 13 W	800 x 35	LM 7846	627			
LED module 4000 Kelvin light colour, 16 W	1000 x 35	LM 7847	699			
LED module 4000 Kelvin light colour, 19 W	1200 x 35	LM 7848	757			
LED module 4000 kelvin light colour, 21 W	1300 x 35	LM 7849	827			
LED module 4000 kelvin light colour, 22 W	1400 x 35	LM 7850	920			
Infobox: available from stock / Distance between sensor and reflecting surfaces = minimum 75 mm / only mains voltage 220V -240V possible						

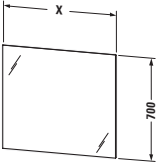
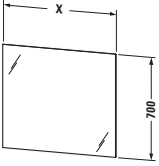
Universal light and mirror

Description	mm	Model-No.	Euro	Euro	Euro	Euro
			Pricegroup 1			
 <p>Mirror with lighting „best“ - version, IP 44, LED single light field, LED dimming function, 1 sensor switch bottom right, defog system with Auto-Off function, LED light for washbasin area, LED (lifespan > 30.000 hours), LED module fixed install, Energy class: A+</p>						
LED module 4000 Kelvin light colour, 18 W	600 x 35	LM 7855 D	870			
LED module 4000 Kelvin light colour, 24 W	800 x 35	LM 7856 D	993			
LED module 4000 kelvin light colour, 31 W	1000 x 35	LM 7857 D	1.128			
LED module 4000 kelvin light colour, 37 W	1200 x 35	LM 7858 D	1.233			
LED module 4000 Kelvin light colour, 40 W	1300 x 35	LM 7859 D	1.337			
LED module 4000 kelvin light colour, 43 W	1400 x 35	LM 7860 D	1.429			
Infobox: available from stock / Distance between sensor and reflecting surfaces = minimum 75 mm / Sensor switches lighting and heating at the same time / only mains voltage 220V -240V possible						
 <p>Mirror with lighting „good“ - version, IP 44, LED dual light fields, external switch, LED (lifespan > 30.000 hours), LED module fixed install, Energy class: A+</p>						
LED module 4000 kelvin light colour, 22 W	600 x 34	LM 7865	594			
LED module 4000 kelvin light colour, 22 W	800 x 34	LM 7866	608			
LED module 4000 kelvin light colour, 22 W	1000 x 34	LM 7867	649			
LED module 4000 kelvin light colour, 22 W	1200 x 34	LM 7868	668			
LED module 4000 kelvin light colour, 22 W	1300 x 34	LM 7869	735			
LED module 4000 kelvin light colour, 22 W	1400 x 34	LM 7870	791			
Infobox: available from stock / on/off function only with external wall switch possible / only mains voltage 220V -240V possible						

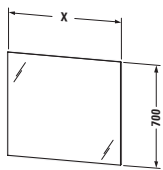
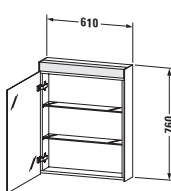
Universal light and mirror

Description	mm	Model-No.	Euro	Euro	Euro	Euro
			Pricegroup 1			
Mirror with lighting						
„better“ - version, IP 44, LED dual light fields, 1 sensor switch bottom right, LED (lifespan > 30.000 hours), LED module fixed install, Energy class: A+						
LED module 4000 kelvin light colour, 22 W	600 x 34	LM 7875	723			
LED module 4000 kelvin light colour, 22 W	800 x 34	LM 7876	737			
LED module 4000 kelvin light colour, 22 W	1000 x 34	LM 7877	773			
LED module 4000 kelvin light colour, 22 W	1200 x 34	LM 7878	792			
LED module 4000 kelvin light colour, 22 W	1300 x 34	LM 7879	855			
LED module 4000 kelvin light colour, 22 W	1400 x 34	LM 7880	919			
Infobox: available from stock / Distance between sensor and reflecting surfaces = minimum 75 mm / only mains voltage 220V -240V possible						
Mirror with lighting						
„best“ - version, IP 44, LED dual light fields, LED dimming function, 1 sensor switch bottom right, defog system with Auto-Off function, LED light for washbasin area, LED (lifespan > 30.000 hours), LED module fixed install, Energy class: A+						
LED module 4000 Kelvin light colour, 28 W	600 x 34	LM 7885 D	996			
LED module 4000 kelvin light colour, 31 W	800 x 34	LM 7886 D	1.130			
LED module 4000 Kelvin light colour, 34 W	1000 x 34	LM 7887 D	1.223			
LED module 4000 Kelvin light colour, 38 W	1200 x 34	LM 7888 D	1.327			
LED module 4000 kelvin light colour, 39 W	1300 x 34	LM 7889 D	1.428			
LED module 4000 kelvin light colour, 41 W	1400 x 34	LM 7890 D	1.513			
Infobox: available from stock / Distance between sensor and reflecting surfaces = minimum 75 mm / Sensor switches lighting and heating at the same time / only mains voltage 220V -240V possible						

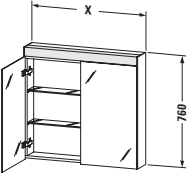
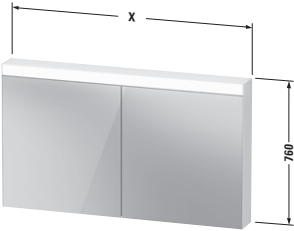
Universal light and mirror

Description	mm	Model-No.	Euro	Euro	Euro	Euro
			Pricegroup 1			
 <p>Mirror with lighting „good“ - version, IP 44, LED ambient light (4 sided), external switch, LED (lifespan > 30.000 hours), LED module fixed install, Energy class: A</p>						
LED module 4000 kelvin light colour, 36 W	600 x 33	LM 7805	590			
LED module 4000 kelvin light colour, 42 W	800 x 33	LM 7806	629			
LED module 4000 kelvin light colour, 48 W	1000 x 33	LM 7807	688			
LED module 4000 kelvin light colour, 54 W	1200 x 33	LM 7808	772			
LED module 4000 kelvin light colour, 57 W	1300 x 33	LM 7809	845			
LED module 4000 kelvin light colour, 60 W	1400 x 33	LM 7810	930			
Infobox: available from stock / on/off function only with external wall switch possible / only mains voltage 220V -240V possible						
 <p>Mirror with lighting „better“ - version, IP 44, LED ambient light (4 sided), 1 sensor switch bottom right, LED (lifespan > 30.000 hours), LED module fixed install, Energy class: A</p>						
LED module 4000 kelvin light colour, 36 W	600 x 33	LM 7815	725			
LED module 4000 kelvin light colour, 42 W	800 x 33	LM 7816	764			
LED module 4000 kelvin light colour, 48 W	1000 x 33	LM 7817	825			
LED module 4000 kelvin light colour, 54 W	1200 x 33	LM 7818	908			
LED module 4000 kelvin light colour, 57 W	1300 x 33	LM 7819	998			
LED module 4000 kelvin light colour, 60 W	1400 x 33	LM 7814	1.076			
Infobox: available from stock / Distance between sensor and reflecting surfaces = minimum 75 mm / only mains voltage 220V -240V possible						

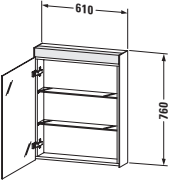
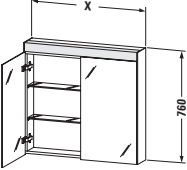
Universal light and mirror

Description	mm	Model-No.	Euro	Euro	Euro	Euro
			Pricegroup 1			
						
Mirror with lighting „best“ - version, IP 44, LED ambient light (4 sided), LED dimming function, 1 sensor switch bottom right, defog system with Auto-Off function, LED (lifespan > 30.000 hours), LED module fixed install, Energy class: A LED module 4000 kelvin light colour, 36 W	600 x 33	LM 7825 D	982			
LED module 4000 kelvin light colour, 42 W	800 x 33	LM 7826 D	1.123			
LED module 4000 kelvin light colour, 48 W	1000 x 33	LM 7827 D	1.186			
LED module 4000 kelvin light colour, 54 W	1200 x 33	LM 7828 D	1.218			
LED module 4000 kelvin light colour, 57 W	1300 x 33	LM 7829 D	1.285			
LED module 4000 kelvin light colour, 60 W	1400 x 33	LM 7824 D	1.363			
Infobox: available from stock / Distance between sensor and reflecting surfaces = minimum 75 mm / Sensor switches lighting and heating at the same time / only mains voltage 220V -240V possible						
						
Mirror cabinet „good“ - version, IP 44, 1 mirror door, 2 glass shelves, external switch, built-in only together with built-in set, LED (lifespan > 30.000 hours), LED module fixed install, Energy class: A+ LED module 4000 Kelvin light colour, 10 W	610 x 148	LM 7820 L/R	1.001			
Infobox: available from stock / on/off function only with external wall switch possible / only mains voltage 220V -240V possible / Built-in set please see page 886 / Please specify when ordering: - Hinges left (L) / right (R) - built-in yes / no						

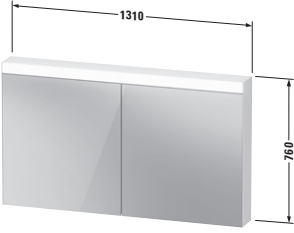
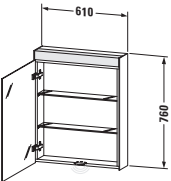
Universal light and mirror

Description	mm	Model-No.	Euro	Euro	Euro	Euro
			Pricegroup 1			
 <p>Mirror cabinet „good“ - version, IP 44, 2 mirror doors, 2 glass shelves, external switch, built-in only together with built-in set, LED (lifespan > 30.000 hours), LED module fixed install, Energy class: A+</p>						
LED module 4000 Kelvin light colour, 13 W	810 x 148	LM 7821	1.076			
LED module 4000 Kelvin light colour, 16 W	1010 x 148	LM 7822	1.177			
Infobox: available from stock / on/off function only with external wall switch possible / only mains voltage 220V -240V possible / Built-in set please see page 886 / Please specify when ordering: - built-in yes / no						
 <p>Mirror cabinet „good“ - version, IP 44, 2 mirror doors, 4 glass shelves, external switch, built-in only together with built-in set, LED (lifespan > 30.000 hours), LED module fixed install, Energy class: A+</p>						
LED module 4000 Kelvin light colour, 19 W	1210 x 148	LM 7823	1.321			
LED module 4000 kelvin light colour, 21 W	1310 x 148	LM 7854	1.521			
Infobox: available from stock / on/off function only with external wall switch possible / only mains voltage 220V -240V possible / Built-in set please see page 886 / Please specify when ordering: - built-in yes / no						

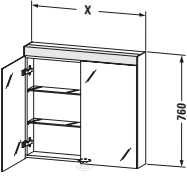
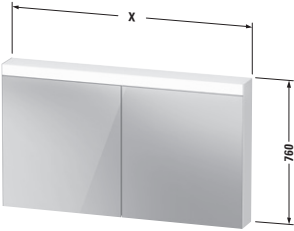
Universal light and mirror

Description	mm	Model-No.	Euro	Euro	Euro	Euro
			Pricegroup 1			
 <p>Mirror cabinet „better“ - version, IP 44, 1 mirror door, 2 glass shelves, 1 switch-plug unit inside right, built-in only together with built-in set, LED (lifespan > 30.000 hours), LED module fixed install, Energy class: A+ LED module 4000 Kelvin light colour, 10 W</p>	610 x 148	LM 7830 L/R	1.124			
Infobox: Built-in set please see page 886 / Please specify when ordering: - Hinges left (L) / right (R) - built-in yes / no - Socket execution please see page 671						
 <p>Mirror cabinet „better“ - version, IP 44, 2 mirror doors, 2 glass shelves, 1 switch-plug unit inside right, built-in only together with built-in set, LED (lifespan > 30.000 hours), LED module fixed install, Energy class: A+ LED module 4000 Kelvin light colour, 13 W</p>	810 x 148	LM 7831	1.199			
<p>LED module 4000 Kelvin light colour, 16 W</p>	1010 x 148	LM 7832	1.298			
Infobox: Built-in set please see page 886 / Please specify when ordering: - built-in yes / no - Socket execution please see page 671						

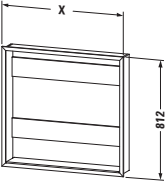
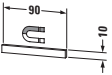
Universal light and mirror

Description	mm	Model-No.	Euro	Euro	Euro	Euro
						
Mirror cabinet „better“ - version, IP 44, 2 mirror doors, 4 glass shelves, 1 switch-plug unit inside right, built-in only together with built-in set, LED (lifespan > 30.000 hours), LED module fixed install, Energy class: A+						
LED module 4000 Kelvin light colour, 19 W	1210 x 148	LM 7833	1.441			
LED module 4000 kelvin light colour, 21 W	1310 x 148	LM 7864	1.664			
Infobox: Built-in set please see page 886 / Please specify when ordering: - built-in yes / no - Socket execution please see page 671						
						
Mirror cabinet „best“ - version, IP 44, 1 mirror door, back panel inside mirror glass, 2 glass shelves, 1 switch-plug unit inside right, LED light for washbasin area, LED (lifespan > 30.000 hours), LED module fixed install, Energy class: A+						
LED module 4000 Kelvin light colour, 13 W	610 x 148	LM 7840 L/R	1.267			
Infobox: Please specify when ordering: - Hinges left (L) / right (R) - Socket execution please see page 671						

Universal light and mirror

Description	mm	Model-No.	Euro	Euro	Euro	Euro
			Pricegroup 1			
 <p>Mirror cabinet „best“ - version, IP 44, 2 mirror doors, back panel inside mirror glass, 2 glass shelves, 1 switch-plug unit inside right, LED light for washbasin area, LED (lifespan > 30.000 hours), LED module fixed install, Energy class: A+ LED module 4000 Kelvin light colour, 16 W</p>	810 x 148	LM 7841	1.348			
<p>LED module 4000 Kelvin light colour, 19 W</p>	1010 x 148	LM 7842	1.454			
Infobox: Please specify when ordering: - Socket execution please see page 671						
 <p>Mirror cabinet „best“ - version, IP 44, 2 mirror doors, back panel inside mirror glass, 4 glass shelves, 1 switch-plug unit inside right, LED light for washbasin area, LED (lifespan > 30.000 hours), LED module fixed install, Energy class: A+ LED module 4000 kelvin light colour, 22 W</p>	1210 x 148	LM 7843	1.621			
<p>LED module 4000 Kelvin light colour, 27 W</p>	1310 x 148	LM 7874	1.845			
Infobox: Please specify when ordering: - Socket execution please see page 671						

Universal light and mirror

Description	mm	Model-No.	Euro	Euro	Euro	Euro
			Pricegroup 1			
 <p>Built-in set for LM mirror cabinet Built-in set: built-in mounting frame MDF white , width = X , height = 787 mm and built-in frame aluminum white, width = X , height = 812 mm , frame width 25 mm</p>						
	661 x 139	LM 9875	337			
	861 x 139	LM 9876	340			
	1061 x 139	LM 9877	348			
	1261 x 139	LM 9878	357			
	1361 x 139	LM 9920	432			
Infobox: Recess frame for LM mirror cabinet Good und Better Version / available from stock / built-in set is disassembled delivered / for mounting dimensions see mounting instruction						
 <p>Magnetic strip in polished stainless steel</p>						
	90 x 5	UV 9709	54			
Infobox: The magnetic strip can be applied individually to the body, back side or mirror door by using a mirror adhesive tape. Please consider the decrease of respective storage space during installation.						

White Tulip Design by Philippe Starck

Product information

Body	Lacquer	36 White Satin Matt	Basic material: High compressed MDF board multilayered lacquered. Inner surface directly coated with melamine resin decor in diamond black (57). Edge material: ABS edges (lacquered).
Front Console	Pricegroup 1	39 Nordic White Satin Matt	
Wooden Shelf		58 Graphite Satin Matt	
		60 Taupe Satin Matt	
		85 White High Gloss	
		92 Stone Grey Satin Matt	
		H1 Graphite High Gloss	
		H2 Stone Grey High Gloss	
		H3 Taupe High Gloss	
		H4 Nordic White High Gloss	
Front Wooden Shelf	Real Wood solid Pricegroup 2	H5 Natural Oak solid	Basic material: 3-layer solid wood board transparent lacquered. Real wood solid is a natural material, differences in color and structure may occur.
	Real Wood solid Pricegroup 3	77 Amer. Walnut solid	Basic material: 3-layer solid wood board transparent lacquered. Real wood solid is a natural material, differences in color and structure may occur.
Mirror with lighting			<p>Sensor version: LED light technology, 3500 Kelvin light colour. Sensor switch bottom right for on / off function, inclusive LED dimming function with memory effect. Defog system optional orderable.</p> <p>App version: LED light technology, Operation optionally via app or sensor switch bottom right. Function sensor switch: On / Off lighting and defog system, inclusive LED dimming function with memory effect. Function App: On / Off lighting and defog system, continuous adjustment of the light color from 2700 - 6500 Kelvin incl. dimming function with memory effect, creation of lighting scenarios</p>
Metal console		Chrome	Aluminum
Towel rail		Chrome	Die-cast zinc
Handles furniture			
Interior system	Real Wood solid Pricegroup 1	77 Amer. Walnut solid H5 Natural Oak solid	The interior system with a material mix in acryl glass and solid wood is available in oak or walnut. There is an individually designed interior system for each cabinet width between 684 - 1300 mm. Each size of the cabinet has an individual layout of the interior system to use the optimum storage space. The box cover plus the small and big wave have a special anti-slip lacquer.
Extension mechanism		Handleless	Tip-on technic including self-closing. Automatic opening by conscious contact.
		With furniture handle	Movable handle in ring shape. Drawer / pull-out compartment including self-closing device.
Defogger (Optional at Sensor-version) (Standard at App-version)			<p>With this system there will be no mist on a defined mirror area. Defogger activation coincides with switching on and off of the mirror's light. If the mirror is already misted up (defogger off) it takes about 5 minutes for demisting. Auto-Off function after 60 minutes. 1 piece defogger 200 x 400 mm for mirror size 450 mm (centred) 1 piece defogger 400 x 400 mm for mirror size 750 and 1050 mm (centred) 2 pieces defogger 400 x 400 mm for mirror size 1350 mm (1 x left / 1 x right)</p>
Interior lighting system vanity unit (optional)			LED light technology, 4500 Kelvin light colour. On / Off when opening or closing the drawers by internal integrated sensor.

White Tulip Design by Phillipe Starck

Ordering Sample



White Tulip

Vanity unit wall-mounted

Interior system

Mirror with lighting

Semi-tall cabinet

39 Nordic White Satin Matt

H5 Natural Oak solid




H5 Natural Oak solid

39 Nordic White Satin Matt

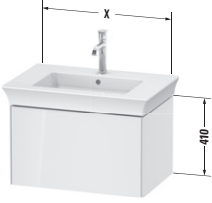
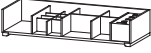
H5 Natural Oak solid

Description	Remark	Quantity	Model-No.
1 a Vanity unit wall-mounted	Width 984 mm, front in Body colour	1	# WT 4352 0 39 39
1 b Vanity unit wall-mounted	Width 984 mm, front in Real wood massive	1	# WT 4352 0 H5 39
Interior system	for width 984 mm	1	# UV 9863 0 H5 H5
2 Mirror with lighting	Width 1050 mm	1	# WT 7062 0 00 00
3 a Semi-tall cabinet wall-mounted	Height 1320 mm, door in Body colour	1	# WT 1333 L 39 39
3 b Semi-tall cabinet wall-mounted	Height 1320 mm, door in Real wood massive	1	# WT 1333 L H5 39
C White Tulip	Width 1050 mm	1	# 236310 00 00
F White Tulip	Size M	1	# WT 1020

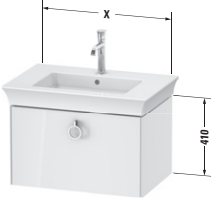
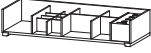
White Tulip Design by Philippe Starck

Description	mm	Model-No.	Euro	Euro	Euro	Euro
			Pricegroup 1	Pricegroup 2	Pricegroup 3	
 <p>Vanity unit floor-standing 2 wooden shelves access from both sides, including floor mounting for White Tulip # 236550</p>	350 x 410	WT 4239	3.286	3.479	3.680	
<p>Infobox: Wooden shelf optional available in solid wood: walnut 77 or oak H5 / Installation only in combination with design siphon # 005036 / Not suitable for floor heating / Please specify when ordering: - colour wooden shelf - Body colour</p>						
 <p>Vanity unit wall-mounted 1 door for White Tulip # 073745</p>	384 x 298	WT 4240 L/R	1.230	1.310	1.369	
<p>Infobox: Front optional available in solid wood: walnut 77 or oak H5 / Space saving siphon # 005076 is recommended / Please keep 50 mm space to the wall / Please specify when ordering: - hinges left (L) / right (R) - Front colour - Body colour</p>						
 <p>Vanity unit wall-mounted 1 door for White Tulip # 073745</p>	384 x 298	WT 4250 L/R	1.278	1.358	1.418	
<p>Infobox: Front optional available in solid wood: walnut 77 or oak H5 / Space saving siphon # 005076 is recommended / Please keep 50 mm space to the wall / Please specify when ordering: - hinges left (L) / right (R) - Front colour - Body colour</p>						

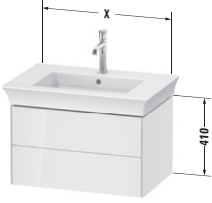
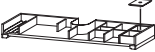
White Tulip Design by Philippe Starck

Description	mm	Model-No.	Euro			
			Pricegroup 1	Pricegroup 2	Pricegroup 3	
 <p>Vanity unit wall-mounted 1 pull-out compartment</p>						
for White Tulip # 236375	684 x 458	WT 4241	1.683	1.830	1.940	
for White Tulip # 236310	984 x 458	WT 4242	1.782	1.987	2.146	
 <p>Additional modules Interior system in solid wood, without siphon cut out</p>						
for cabinet widths 684 mm	684	UV 9855	194			
for cabinet widths 984 mm	984	UV 9857	470			
Interior lighting system for vanity unit, Position interior lighting not choosable, Energy class: A						
LED module 4500 kelvin light colour 2 W		WT 9719	230			
LED module 4500 kelvin light colour 4 W		WT 9695	256			
<p>Infobox: Front optional available in solid wood: walnut 77 or oak H5 / Installation only in combination with space saving siphon (# 005076 is recommended) / Interior modules can not be retrofitted and are factory installed. / Interior lighting systems can not be retrofitted and are factory installed. / Please specify when ordering:</p> <ul style="list-style-type: none"> - Front colour - Body colour - interior system yes / no - walnut 77 or natural oak H5 - Interior lighting system yes / no 						

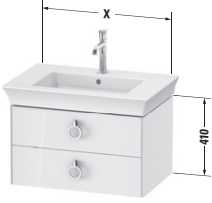
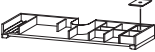
White Tulip Design by Philippe Starck

Description	mm	Model-No.	Euro			
			Pricegroup 1	Pricegroup 2	Pricegroup 3	
 <p>Vanity unit wall-mounted 1 pull-out compartment</p>						
for White Tulip # 236375	684 x 458	WT 4251	1.697	1.844	1.954	
for White Tulip # 236310	984 x 458	WT 4252	1.794	1.999	2.158	
 <p>Additional modules Interior system in solid wood, without siphon cut out</p>						
for cabinet widths 684 mm	684	UV 9855	194			
for cabinet widths 984 mm	984	UV 9857	470			
Interior lighting system for vanity unit, Position interior lighting not choosable, Energy class: A						
LED module 4500 kelvin light colour 2 W		WT 9719	230			
LED module 4500 kelvin light colour 4 W		WT 9695	256			
<p>Infobox: Front optional available in solid wood: walnut 77 or oak H5 / Installation only in combination with space saving siphon (# 005076 is recommended) / Interior modules can not be retrofitted and are factory installed. / Interior lighting systems can not be retrofitted and are factory installed. / Please specify when ordering:</p> <ul style="list-style-type: none"> - Front colour - Body colour - interior system yes / no - walnut 77 or natural oak H5 - Interior lighting system yes / no 						

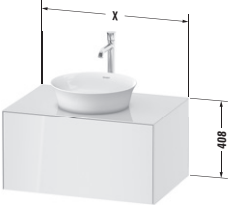

White Tulip Design by Philippe Starck

Description	mm	Model-No.	Euro			
			Pricegroup 1	Pricegroup 2	Pricegroup 3	
						
Vanity unit wall-mounted 2 drawers, upper drawer including cut-out for siphon and siphon cover						
for White Tulip # 236375	684 x 458	WT 4341	2.115	2.280	2.392	
for White Tulip # 236310	984 x 458	WT 4342	2.243	2.470	2.631	
						
Additional modules Interior system in solid wood, including siphon cut out						
for cabinet widths 684 mm	684	UV 9861	248			
for cabinet widths 984 mm	984	UV 9863	342			
Interior lighting system for vanity unit, Position interior lighting not choosable, Energy class: A						
LED module 4500 kelvin light colour 4 W		WT 9722	359			
LED module 4500 kelvin light colour 8 W		WT 9696	412			
Infobox: Front optional available in solid wood: walnut 77 or oak H5 / Space saving siphon # 005076 is recommended / Interior modules can not be retrofitted and are factory installed. / Interior lighting systems can not be retrofitted and are factory installed. / Please specify when ordering: <ul style="list-style-type: none"> - Front colour - Body colour - interior system yes / no - walnut 77 or natural oak H5 - Interior lighting system yes / no 						

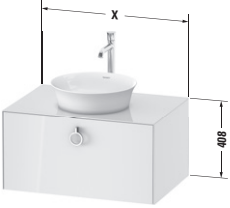
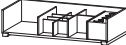
White Tulip Design by Philippe Starck

Description	mm	Model-No.	Euro			
			Pricegroup 1	Pricegroup 2	Pricegroup 3	
						
Vanity unit wall-mounted 2 drawers, upper drawer including cut-out for siphon and siphon cover						
for White Tulip # 236375	684 x 458	WT 4351	2.144	2.309	2.421	
for White Tulip # 236310	984 x 458	WT 4352	2.268	2.495	2.656	
						
Additional modules Interior system in solid wood, including siphon cut out						
for cabinet widths 684 mm	684	UV 9861	248			
for cabinet widths 984 mm	984	UV 9863	342			
Interior lighting system for vanity unit, Position interior lighting not choosable, Energy class: A						
LED module 4500 kelvin light colour 4 W		WT 9722	359			
LED module 4500 kelvin light colour 8 W		WT 9696	412			
Infobox: Front optional available in solid wood: walnut 77 or oak H5 / Space saving siphon # 005076 is recommended / Interior modules can not be retrofitted and are factory installed. / Interior lighting systems can not be retrofitted and are factory installed. / Please specify when ordering: <ul style="list-style-type: none"> - Front colour - Body colour - interior system yes / no - walnut 77 or natural oak H5 - Interior lighting system yes / no 						

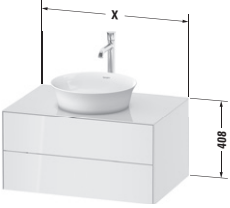
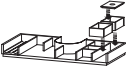
White Tulip Design by Philippe Starck

Description	mm	Model-No.	Euro			
			Pricegroup 1	Pricegroup 2	Pricegroup 3	
						
Vanity unit wall-mounted						
1 pull-out compartment, 1 console with one cut-out						
for White Tulip # 236243	800 x 550	WT 4975	2.319	2.489	2.617	
for White Tulip # 236243	1000 x 550	WT 4976	2.467	2.675	2.836	
						
Additional modules						
Interior system in solid wood, without siphon cut out						
for cabinet widths 800 mm	800	UV 9925	325			
for cabinet widths 1000 mm	1000	UV 9928	470			
Interior lighting system for vanity unit, Position interior lighting not choosable, Energy class: A						
LED module 4500 kelvin light colour 2 W		WT 9719	230			
LED module 4500 kelvin light colour 4 W		WT 9695	256			
<p>Infobox: Front optional available in solid wood: walnut 77 or oak H5 / Installation only in combination with space saving siphon (# 005076 is recommended) / Interior modules can not be retrofitted and are factory installed. / Interior lighting systems can not be retrofitted and are factory installed. / Please specify when ordering:</p> <ul style="list-style-type: none"> - Front colour - Body colour - interior system yes / no - walnut 77 or natural oak H5 - Interior lighting system yes / no 						

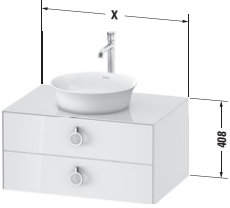
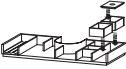
White Tulip Design by Philippe Starck

Description	mm	Model-No.	Euro			
			Pricegroup 1	Pricegroup 2	Pricegroup 3	
						
Vanity unit wall-mounted						
1 pull-out compartment, 1 console with one cut-out						
for White Tulip # 236243	800 x 550	WT 4980	2.333	2.502	2.631	
for White Tulip # 236243	1000 x 550	WT 4981	2.479	2.687	2.848	
						
Additional modules						
Interior system in solid wood, without siphon cut out						
for cabinet widths 800 mm	800	UV 9925	325			
for cabinet widths 1000 mm	1000	UV 9928	470			
Interior lighting system for vanity unit, Position interior lighting not choosable, Energy class: A						
LED module 4500 kelvin light colour 2 W		WT 9719	230			
LED module 4500 kelvin light colour 4 W		WT 9695	256			
<p>Infobox: Front optional available in solid wood: walnut 77 or oak H5 / Installation only in combination with space saving siphon (# 005076 is recommended) / Interior modules can not be retrofitted and are factory installed. / Interior lighting systems can not be retrofitted and are factory installed. / Please specify when ordering:</p> <ul style="list-style-type: none"> - Front colour - Body colour - interior system yes / no - walnut 77 or natural oak H5 - Interior lighting system yes / no 						


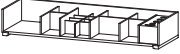
White Tulip Design by Philippe Starck

Description	mm	Model-No.	Euro			
			Pricegroup 1	Pricegroup 2	Pricegroup 3	
 <p>Vanity unit wall-mounted 2 drawers, upper drawer including cut-out for siphon and siphon cover, 1 console with one cut-out</p>						
for White Tulip # 236243	800 x 550	WT 4985	2.823	3.011	3.143	
for White Tulip # 236243	1000 x 550	WT 4986	2.984	3.214	3.378	
 <p>Additional modules Interior system in solid wood, including siphon cut out</p>						
for cabinet widths 800 mm	800	UV 9972	342			
for cabinet widths 1000 mm	1000	UV 9976	412			
Interior lighting system for vanity unit, Position interior lighting not choosable, Energy class: A						
LED module 4500 kelvin light colour 4 W		WT 9722	359			
LED module 4500 kelvin light colour 8 W		WT 9696	412			
<p>Infobox: Front optional available in solid wood: walnut 77 or oak H5 / Installation only in combination with space saving siphon (# 005076 is recommended) / Interior modules can not be retrofitted and are factory installed. / Interior lighting systems can not be retrofitted and are factory installed. / Please specify when ordering:</p> <ul style="list-style-type: none"> - Front colour - Body colour - interior system yes / no - walnut 77 or natural oak H5 - Interior lighting system yes / no 						


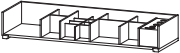
White Tulip Design by Philippe Starck

Description	mm	Model-No.	Euro			
			Pricegroup 1	Pricegroup 2	Pricegroup 3	
 <p>Vanity unit wall-mounted 2 drawers, upper drawer including cut-out for siphon and siphon cover, 1 console with one cut-out</p>						
for White Tulip # 236243	800 x 550	WT 4990	2.850	3.039	3.170	
for White Tulip # 236243	1000 x 550	WT 4991	3.009	3.239	3.403	
 <p>Additional modules Interior system in solid wood, including siphon cut out</p>						
for cabinet widths 800 mm	800	UV 9972	342			
for cabinet widths 1000 mm	1000	UV 9976	412			
Interior lighting system for vanity unit, Position interior lighting not choosable, Energy class: A						
LED module 4500 kelvin light colour 4 W		WT 9722	359			
LED module 4500 kelvin light colour 8 W		WT 9696	412			
<p>Infobox: Front optional available in solid wood: walnut 77 or oak H5 / Installation only in combination with space saving siphon (# 005076 is recommended) / Interior modules can not be retrofitted and are factory installed. / Interior lighting systems can not be retrofitted and are factory installed. / Please specify when ordering:</p> <ul style="list-style-type: none"> - Front colour - Body colour - interior system yes / no - walnut 77 or natural oak H5 - Interior lighting system yes / no 						

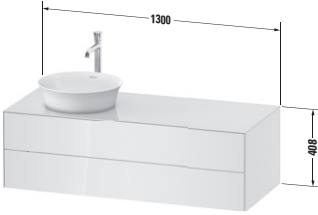
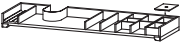
White Tulip Design by Philippe Starck

Description	mm	Model-No.	Euro			
			Pricegroup 1	Pricegroup 2	Pricegroup 3	
						
Vanity unit wall-mounted 1 pull-out compartment, 1 console with one cut-out for White Tulip # 236243	1300 x 550	WT 4977 L/R	2.708	2.974	3.183	
						
Additional modules Interior system in solid wood, without siphon cut out for cabinet widths 1300 mm	1300	UV 9664	470			
Interior lighting system for vanity unit, Position interior lighting not choosable, Energy class: A LED module 4500 kelvin light colour 4 W		WT 9695	256			
Infobox: Front optional available in solid wood: walnut 77 or oak H5 / Installation only in combination with space saving siphon (# 005076 is recommended) / Interior modules can not be retrofitted and are factory installed. / Interior lighting systems can not be retrofitted and are factory installed. / Please specify when ordering: - Front colour - Body colour - interior system yes / no - walnut 77 or natural oak H5 - Interior lighting system yes / no - L/R = Washbasin left or right possible						


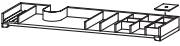
White Tulip Design by Philippe Starck

Description	mm	Model-No.	Euro			
			Pricegroup 1	Pricegroup 2	Pricegroup 3	
						
Vanity unit wall-mounted 1 pull-out compartment, 1 console with one cut-out for White Tulip # 236243	1300 x 550	WT 4982 L/R	2.765	3.031	3.241	
						
Additional modules Interior system in solid wood, without siphon cut out for cabinet widths 1300 mm	1300	UV 9664	470			
Interior lighting system for vanity unit, Position interior lighting not choosable, Energy class: A LED module 4500 kelvin light colour 4 W		WT 9695	256			
Infobox: Front optional available in solid wood: walnut 77 or oak H5 / Installation only in combination with space saving siphon (# 005076 is recommended) / Interior modules can not be retrofitted and are factory installed. / Interior lighting systems can not be retrofitted and are factory installed. / Please specify when ordering: - Front colour - Body colour - interior system yes / no - walnut 77 or natural oak H5 - Interior lighting system yes / no - L/R = Washbasin left or right possible						


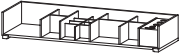
White Tulip Design by Philippe Starck

Description	mm	Model-No.	Euro			
			Pricegroup 1	Pricegroup 2	Pricegroup 3	
						
Vanity unit wall-mounted 2 drawers, upper drawer including cut-out for siphon and siphon cover, 1 console with one cut-out for White Tulip # 236243	1300 x 550	WT 4987 L/R	3.277	3.568	3.782	
						
Additional modules Interior system in solid wood, including siphon cut out for cabinet widths 1300 mm	1300	UV 9656 L/R	412			
Interior lighting system for vanity unit, Position interior lighting not choosable, Energy class: A LED module 4500 kelvin light colour 8 W		WT 9696	412			
<div style="border: 1px solid black; padding: 5px;"> <p>Infobox: Front optional available in solid wood: walnut 77 or oak H5 / Installation only in combination with space saving siphon (# 005076 is recommended) / Interior modules can not be retrofitted and are factory installed. / Interior lighting systems can not be retrofitted and are factory installed. / Please specify when ordering:</p> <ul style="list-style-type: none"> - Front colour - Body colour - interior system yes / no - walnut 77 or natural oak H5 - Interior lighting system yes / no - L/R = Washbasin left or right possible </div>						


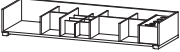
White Tulip Design by Philippe Starck

Description	mm	Model-No.	Euro			
			Pricegroup 1	Pricegroup 2	Pricegroup 3	
						
Vanity unit wall-mounted 2 drawers, upper drawer including cut-out for siphon and siphon cover, 1 console with one cut-out for White Tulip # 236243	1300 x 550	WT 4992 L/R	3.391	3.683	3.897	
						
Additional modules Interior system in solid wood, including siphon cut out for cabinet widths 1300 mm	1300	UV 9656 L/R	412			
Interior lighting system for vanity unit, Position interior lighting not choosable, Energy class: A LED module 4500 kelvin light colour 8 W		WT 9696	412			
Infobox: Front optional available in solid wood: walnut 77 or oak H5 / Installation only in combination with space saving siphon (# 005076 is recommended) / Interior modules can not be retrofitted and are factory installed. / Interior lighting systems can not be retrofitted and are factory installed. / Please specify when ordering: - Front colour - Body colour - interior system yes / no - walnut 77 or natural oak H5 - Interior lighting system yes / no - L/R = Washbasin left or right possible						


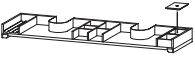
White Tulip Design by Philippe Starck

Description	mm	Model-No.	Euro			
			Pricegroup 1	Pricegroup 2	Pricegroup 3	
						
Vanity unit wall-mounted 1 pull-out compartment, 1 console with two cut-outs for White Tulip # 236243	1300 x 550	WT 4978 B	2.715	2.981	3.191	
						
Additional modules Interior system in solid wood, without siphon cut out for cabinet widths 1300 mm	1300	UV 9664	470			
Interior lighting system for vanity unit, Position interior lighting not choosable, Energy class: A LED module 4500 kelvin light colour 4 W		WT 9695	256			
Infobox: Front optional available in solid wood: walnut 77 or oak H5 / Installation only in combination with space saving siphon (# 005076 is recommended) / Interior modules can not be retrofitted and are factory installed. / Interior lighting systems can not be retrofitted and are factory installed. / Please specify when ordering: <ul style="list-style-type: none"> - Front colour - Body colour - interior system yes / no - walnut 77 or natural oak H5 - Interior lighting system yes / no 						


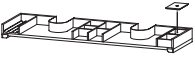

White Tulip Design by Philippe Starck

Description	mm	Model-No.	Euro			
			Pricegroup 1	Pricegroup 2	Pricegroup 3	
						
Vanity unit wall-mounted 1 pull-out compartment, 1 console with two cut-outs for White Tulip # 236243	1300 x 550	WT 4983 B	2.773	3.039	3.248	
						
Additional modules Interior system in solid wood, without siphon cut out for cabinet widths 1300 mm	1300	UV 9664	470			
Interior lighting system for vanity unit, Position interior lighting not choosable, Energy class: A LED module 4500 kelvin light colour 4 W		WT 9695	256			
Infobox: Front optional available in solid wood: walnut 77 or oak H5 / Installation only in combination with space saving siphon (# 005076 is recommended) / Interior modules can not be retrofitted and are factory installed. / Interior lighting systems can not be retrofitted and are factory installed. / Please specify when ordering: - Front colour - Body colour - interior system yes / no - walnut 77 or natural oak H5 - Interior lighting system yes / no						



White Tulip Design by Philippe Starck

Description	mm	Model-No.	Euro			
			Pricegroup 1	Pricegroup 2	Pricegroup 3	
						
Vanity unit wall-mounted 2 drawers, upper drawer including cut-out for siphon and siphon cover, 1 console with two cut-outs for White Tulip # 236243	1300 x 550	WT 4988 B	3.290	3.582	3.795	
						
Additional modules Interior system in solid wood, including siphon cut out for cabinet widths 1300 mm	1300	UV 9655	412			
Interior lighting system for vanity unit, Position interior lighting not choosable, Energy class: A						
LED module 4500 kelvin light colour 8 W		WT 9696	412			
<div style="border: 1px solid black; padding: 5px;"> <p>Infobox: Front optional available in solid wood: walnut 77 or oak H5 / Installation only in combination with space saving siphon (# 005076 is recommended) / Interior modules can not be retrofitted and are factory installed. / Interior lighting systems can not be retrofitted and are factory installed. / Please specify when ordering:</p> <ul style="list-style-type: none"> - Front colour - Body colour - interior system yes / no - walnut 77 or natural oak H5 - Interior lighting system yes / no </div>						


White Tulip Design by Philippe Starck

Description	mm	Model-No.	Euro			
			Pricegroup 1	Pricegroup 2	Pricegroup 3	
 <p>Vanity unit wall-mounted 2 drawers, upper drawer including cut-out for siphon and siphon cover, 1 console with two cut-outs for White Tulip # 236243</p>	1300 x 550	WT 4993 B	3.404	3.696	3.910	
 <p>Additional modules Interior system in solid wood, including siphon cut out for cabinet widths 1300 mm</p>	1300	UV 9655	412			
<p>Interior lighting system for vanity unit, Position interior lighting not choosable, Energy class: A</p>						
<p>LED module 4500 kelvin light colour 8 W</p>		WT 9696	412			
<p>Infobox: Front optional available in solid wood: walnut 77 or oak H5 / Installation only in combination with space saving siphon (# 005076 is recommended) / Interior modules can not be retrofitted and are factory installed. / Interior lighting systems can not be retrofitted and are factory installed. / Please specify when ordering:</p> <ul style="list-style-type: none"> - Front colour - Body colour - interior system yes / no - walnut 77 or natural oak H5 - Interior lighting system yes / no 						
 <p>Metal console floor-standing 1 wooden shelf, Metal console with integrated height adjustment</p>						
<p>for White Tulip # 236375</p>	684 x 450	WT 4540	2.289	2.408	2.549	
<p>for White Tulip # 236310</p>	984 x 450	WT 4541	2.630	2.795	2.998	
<p>Infobox: Design siphon #005036 is recommended / Please specify when ordering:</p> <ul style="list-style-type: none"> - colour wooden shelf 						



White Tulip Design by Philippe Starck

Description	mm	Model-No.	Euro			
			Pricegroup 1	Pricegroup 2	Pricegroup 3	
 <p>Metal console floor-standing 1 wooden shelf, 1 towel rail, Metal console with integrated height adjustment</p>						
for White Tulip # 236375	684 x 450	WT 4543 L/R	2.432	2.551	2.692	
for White Tulip # 236310	984 x 450	WT 4544 L/R	2.773	2.938	3.141	
Infobox: Design siphon #005036 is recommended / Please specify when ordering: - colour wooden shelf - Towel rail left (L) / right (R)						
 <p>Metal console floor-standing 1 wooden shelf, 2 towel rails, Metal console with integrated height adjustment</p>						
for White Tulip # 236375	684 x 450	WT 4546 B	2.575	2.694	2.835	
for White Tulip # 236310	984 x 450	WT 4547 B	2.916	3.081	3.284	
Infobox: Design siphon #005036 is recommended / Please specify when ordering: - colour wooden shelf						



White Tulip Design by Philippe Starck

Description	mm	Model-No.	Euro			
			Pricegroup 1	Pricegroup 2	Pricegroup 3	
						
Mirror with lighting „sensor“ - version, IP 44, LED lighting (4 sided), LED dimming function, 1 sensor switch bottom right, LED (lifespan > 30.000 hours), LED module fixed install, Energy class: A+						
LED module 3500 Kelvin light colour, 29 W	450 x 50	WT 7050	1.729			
LED module 3500 Kelvin light colour, 39 W	750 x 50	WT 7051	2.040			
LED module 3500 Kelvin light colour, 48 W	1050 x 50	WT 7052	2.332			
LED module 3500 Kelvin light colour, 56 W	1350 x 50	WT 7053	2.693			
Additional modules defog system with Auto-Off function						
mirror widths 450 mm 19 W		UV 9666	134			
mirror widths 600, 620, 650, 750, 766 mm, mirror Ø 700, 900 mm 19 W		UV 9847	134			
mirror widths 800, 820, 1000, 1020, 1050 mm 37 W		UV 9848	140			
mirror widths 1300, 1320, 1350, 1400, 1420, 1600, 1620 mm 74 W		UV 9774	249			
Infobox: Distance between sensor and reflecting surfaces = minimum 75 mm / on/off function also with push bottom switch possible						


White Tulip Design by Philippe Starck

Description	mm	Model-No.	Euro			
			Pricegroup 1	Pricegroup 2	Pricegroup 3	
 <p>Mirror with lighting „App“ - Version, IP 44, LED lighting (4 sided), defog system with Auto-Off function, Extensive settings for lighting and heating via app, Dimming function and adjustment of the light colour with memory effect, 1 sensor switch bottom right, LED (lifespan > 30.000 hours), LED module fixed install, Energy class: A+ LED module 2700 - 6500 Kelvin light colour, 29 W</p>	450 x 50	WT 7060	2.202			
LED module 2700 - 6500 kelvin light colour, 39 W	750 x 50	WT 7061	2.544			
LED module 2700 - 6500 Kelvin light colour, 47 W	1050 x 50	WT 7062	2.897			
LED module 2700 - 6500 Kelvin light colour, 56 W	1350 x 50	WT 7063	3.271			
Infobox: Distance between sensor and reflecting surfaces = minimum 75 mm / on/off function also with push bottom switch possible / Operation via app and sensor switch / Further details see: www.duravit.com/WhiteTulip						
 <p>Semi-tall cabinet 1 door, 2 glass shelves with aluminium brackets</p>	400 x 240	WT 1322 L/R	1.896	2.072	2.172	
Infobox: Front optional available in solid wood: walnut 77 or oak H5 / Please keep 50 mm space to the wall / In case of extension to furniture a space of 50 mm is necessary / Please specify when ordering: - Hinges left (L) / right (R) - Front colour - Body colour						

White Tulip Design by Philippe Starck

Description	mm	Model-No.	Euro			
			Pricegroup 1	Pricegroup 2	Pricegroup 3	
 <p>Semi-tall cabinet 1 door, 2 glass shelves with aluminium brackets</p>	400 x 240	WT 1323 L/R	1.948	2.123	2.224	
<p>Infobox: Front optional available in solid wood: walnut 77 or oak H5 / Please keep 50 mm space to the wall / In case of extension to furniture a space of 50 mm is necessary / Please specify when ordering:</p> <ul style="list-style-type: none"> - Hinges left (L) / right (R) - Front colour - Body colour 						
 <p>Semi-tall cabinet 1 door, 3 glass shelves with aluminium brackets</p>	400 x 360	WT 1332 L/R	2.292	2.543	2.746	
<p>Infobox: Front optional available in solid wood: walnut 77 or oak H5 / Please keep 50 mm space to the wall / In case of extension to furniture a space of 50 mm is necessary / Please specify when ordering:</p> <ul style="list-style-type: none"> - Hinges left (L) / right (R) - Front colour - Body colour 						

White Tulip Design by Philippe Starck

Description	mm	Model-No.	Euro			
			Pricegroup 1	Pricegroup 2	Pricegroup 3	
 <p>Semi-tall cabinet 1 door, 3 glass shelves with aluminium brackets</p>	400 x 360	WT 1333 L/R				
			2.345	2.596	2.799	

Infobox: Front optional available in solid wood: walnut 77 or oak H5 / Please keep 50 mm space to the wall / In case of extension to furniture a space of 50 mm is necessary / Please specify when ordering:

- Hinges left (L) / right (R)
- Front colour
- Body colour

XBase Design by Duravit

Product information

Front Body	Decor Pricegroup 1	18 White Matt 30 Natural Oak 49 Graphite Matt 53 Chestnut Dark	Basic material: High-compressed three-ply chipboard, directly coated with melamine resin decor on both sides. Edge material: ABS-Edge material.
Body mirror cabinet	Decor Pricegroup 1	White matt	Glass
Edges mirror (Edge profile for mirrors with single light field)	Decor Pricegroup 1	White matt	Plastic
Mirror			LED light technology, 4000 Kelvin light colour. On / Off function only with external switch.
Mirror cabinet with lighting			LED light technology, 4000 Kelvin light colour. On / Off function only with external switch. Built-in only together with built-in set.
Handles furniture		Chrome	die-cast zinc
Individual dividing system # UV 9845		Black Diamond	Individual and retrofittable dividing system with cover. The interior system has no fixed position and is freely positionable within the drawer. Width x Height x Depth: 115 mm x 45 mm x drawer depth Material: Foil covered medium density fibre board (MDF) with anti-slip covering on the bottom.
Magnetic strip mirror cabinet # UV 9709		stainless steel	Magnetic fixing bar inside the mirror cabinet as bracket for metallic bathroom accessories.

Ordering Sample

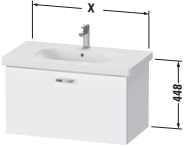
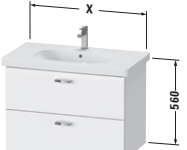

XBase

Vanity unit wall-mounted
Tall cabinet wall-mounted
Mirror with lighting
Individual dividing system

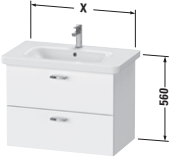
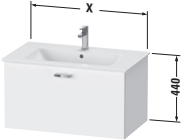
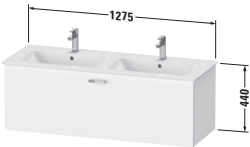
30 Natural Oak
30 Natural Oak

Description	Remark	Quantity	Model-No.
1 Vanity unit wall-mounted	Width 1000 mm	1	# XB 6122 0 3030
2 Tall cabinet wall-mounted	Width 400 mm	1	# XB 1144 L 3030
3 Mirror with lighting	Width 1000 mm	1	# LM 7837 0 0000
Individual dividing system	retrofitable	1	# UV 9845 0 0000
C ME by Starck furniture washbasin	Width 1030 mm	1	# 233610 00 00
F A.1 Single lever basin mixer M		1	# A1102 000 1010

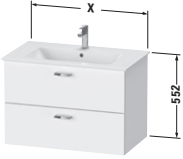


XBase Design by Duravit

Description	mm	Model-No.	Euro	Euro	Euro	Euro
			Pricegroup 1			
						
Vanity unit wall-mounted						
1 pull-out compartment						
for D-Code # 034265	600 x 458	XB 6070	415			
for D-Code # 034285	800 x 458	XB 6071	436			
for D-Code # 034210	1000 x 458	XB 6072	467			
for D-Code # 034812	1150 x 458	XB 6073	502			
Infobox: Installation only in combination with space saving siphon (# 005076 is recommended) / Dividing system optional, lay-in component # UV 9845						
						
Vanity unit wall-mounted						
2 drawers, upper drawer including cut-out for siphon and siphon cover						
for D-Code # 034265	600 x 458	XB 6189	587			
for D-Code # 034285	800 x 458	XB 6190	622			
for D-Code # 034210	1000 x 458	XB 6193	647			
for D-Code # 034812	1150 x 458	XB 6194	682			
Infobox: Installation only in combination with space saving siphon (# 005076 is recommended) / Dividing system optional, lay-in component # UV 9845						
						
Vanity unit wall-mounted						
1 pull-out compartment						
for DuraStyle # 232065	580 x 448	XB 6075	415			
for DuraStyle # 232080	730 x 448	XB 6076	436			
for DuraStyle # 232010	930 x 448	XB 6077	467			
for DuraStyle # 232012	1130 x 448	XB 6078	502			
Infobox: Installation only in combination with space saving siphon (# 005076 is recommended) / Dividing system optional, lay-in component # UV 9845						

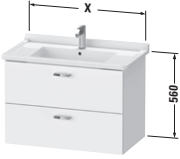

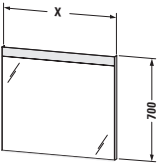
XBase Design by Duravit

Description	mm	Model-No.	Euro	Euro	Euro	Euro
			Pricegroup 1			
						
Vanity unit wall-mounted						
2 drawers, upper drawer including cut-out for siphon and siphon cover						
for DuraStyle # 232065	580 x 448	XB 6195	587			
for DuraStyle # 232080	730 x 448	XB 6196	622			
for DuraStyle # 232010	930 x 448	XB 6197	647			
for DuraStyle # 232012	1130 x 448	XB 6198	682			
Infobox: Installation only in combination with space saving siphon (# 005076 is recommended) / Dividing system optional, lay-in component # UV 9845						
						
Vanity unit wall-mounted						
1 pull-out compartment						
for ME by Starck # 233663	600 x 475	XB 6030	415			
for ME by Starck # 233683	800 x 475	XB 6031	436			
for ME by Starck # 233610	1000 x 475	XB 6032	467			
for ME by Starck # 233612, 236112	1200 x 475	XB 6033	502			
Infobox: Installation only in combination with space saving siphon (# 005076 is recommended) / Dividing system optional, lay-in component # UV 9845						
						
Vanity unit wall-mounted						
1 pull-out compartment						
for ME by Starck # 233613	1275 x 475	XB 6034	524			
Infobox: Installation only in combination with space saving siphon (# 005076 is recommended) / Dividing system optional, lay-in component # UV 9845						

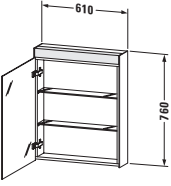
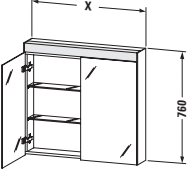
XBase Design by Duravit

Description	mm	Model-No.	Euro	Euro	Euro	Euro
			Pricegroup 1			
						
Vanity unit wall-mounted						
2 drawers, upper drawer including cut-out for siphon and siphon cover						
for ME by Starck # 233663	600 x 475	XB 6120	587			
for ME by Starck # 233683	800 x 475	XB 6121	622			
for ME by Starck # 233610	1000 x 475	XB 6122	647			
for ME by Starck # 233612, 236112	1200 x 475	XB 6123	682			
Infobox: Installation only in combination with space saving siphon (# 005076 is recommended) / Dividing system optional, lay-in component # UV 9845						
						
Vanity unit wall-mounted						
2 drawers, upper drawer including cut-out for siphon and siphon cover						
for ME by Starck # 233613	1275 x 475	XB 6130	703			
Infobox: Installation only in combination with space saving siphon (# 005076 is recommended) / Dividing system optional, lay-in component # UV 9845						
						
Vanity unit wall-mounted						
1 pull-out compartment						
for Starck 3 # 030470	650 x 468	XB 6035	415			
for Starck 3 # 030480	800 x 468	XB 6036	436			
for Starck 3 # 030410	1000 x 468	XB 6037	467			
for Starck 3 # 033213	1200 x 468	XB 6038	502			
Infobox: Installation only in combination with space saving siphon (# 005076 is recommended) / Dividing system optional, lay-in component # UV 9845						

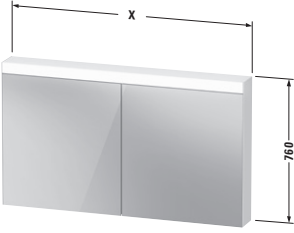
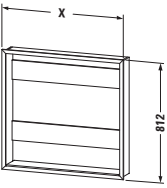
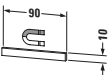
XBase Design by Duravit

Description	mm	Model-No.	Euro	Euro	Euro	Euro
			Pricegroup 1			
						
Vanity unit wall-mounted 2 drawers, upper drawer including cut-out for siphon and siphon cover						
for Starck 3 # 030470	650 x 468	XB 6185	587			
for Starck 3 # 030480	800 x 468	XB 6186	622			
for Starck 3 # 030410	1000 x 468	XB 6187	647			
for Starck 3 # 033213	1200 x 468	XB 6188	682			
Infobox: Installation only in combination with space saving siphon (# 005076 is recommended) / Dividing system optional, lay-in component # UV 9845						
						
Dividing system Individual and retrofittable dividing system with cover, Black diamond						
for vanity unit	115 x 320	UV 9845	137			
						
Mirror with lighting „good“ - version, IP 44, LED single light field, external switch, LED (lifespan > 30.000 hours), LED module fixed install, Energy class: A+						
LED module 4000 Kelvin light colour, 7 W	400 x 35	LM 7834	418			
LED module 4000 Kelvin light colour, 10 W	600 x 35	LM 7835	443			
LED module 4000 Kelvin light colour, 13 W	800 x 35	LM 7836	497			
LED module 4000 Kelvin light colour, 16 W	1000 x 35	LM 7837	568			
LED module 4000 Kelvin light colour, 19 W	1200 x 35	LM 7838	626			
LED module 4000 kelvin light colour, 21 W	1300 x 35	LM 7839	704			
LED module 4000 kelvin light colour, 22 W	1400 x 35	LM 7844	794			
Infobox: available from stock / on/off function only with external wall switch possible / only mains voltage 220V -240V possible						

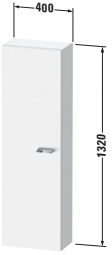
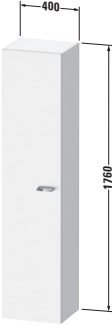
XBase Design by Duravit

Description	mm	Model-No.	Euro	Euro	Euro	Euro
			Pricegroup 1			
Mirror cabinet „good“ - version, IP 44, 1 mirror door, 2 glass shelves, external switch, built-in only together with built-in set, LED (lifespan > 30.000 hours), LED module fixed install, Energy class: A+ LED module 4000 Kelvin light colour, 10 W	610 x 148	LM 7820 L/R	1.001			
Infobox: available from stock / on/off function only with external wall switch possible / only mains voltage 220V -240V possible / Built-in set please see page 918 / Please specify when ordering: - Hinges left (L) / right (R) - built-in yes / no						
						
Mirror cabinet „good“ - version, IP 44, 2 mirror doors, 2 glass shelves, external switch, built-in only together with built-in set, LED (lifespan > 30.000 hours), LED module fixed install, Energy class: A+ LED module 4000 Kelvin light colour, 13 W	810 x 148	LM 7821	1.076			
LED module 4000 Kelvin light colour, 16 W	1010 x 148	LM 7822	1.177			
Infobox: available from stock / on/off function only with external wall switch possible / only mains voltage 220V -240V possible / Built-in set please see page 918 / Please specify when ordering: - built-in yes / no						

XBase Design by Duravit

Description	mm	Model-No.	Euro	Euro	Euro	Euro
			Pricegroup 1			
						
Mirror cabinet „good“ - version, IP 44, 2 mirror doors, 4 glass shelves, external switch, built-in only together with built-in set, LED (lifespan > 30.000 hours), LED module fixed install, Energy class: A+ LED module 4000 Kelvin light colour, 19 W	1210 x 148	LM 7823	1.321			
LED module 4000 kelvin light colour, 21 W	1310 x 148	LM 7854	1.521			
Infobox: available from stock / on/off function only with external wall switch possible / only mains voltage 220V -240V possible / Built-in set please see page 918 / Please specify when ordering: - built-in yes / no						
						
Built-in set for LM mirror cabinet Built-in set: built-in mounting frame MDF white , width = X , height = 787 mm and built-in frame aluminum white, width = X , height = 812 mm , frame width 25 mm	661 x 139	LM 9875	337			
	861 x 139	LM 9876	340			
	1061 x 139	LM 9877	348			
	1261 x 139	LM 9878	357			
	1361 x 139	LM 9920	432			
Infobox: Recess frame for LM mirror cabinet Good und Better Version / available from stock / built-in set is disassembled delivered / for mounting dimensions see mounting instruction						
						
Magnetic strip in polished stainless steel	90 x 5	UV 9709	54			
Infobox: The magnetic strip can be applied individually to the body, back side or mirror door by using a mirror adhesive tape. Please consider the decrease of respective storage space during installation.						

XBase Design by Duravit

Description	mm	Model-No.	Euro	Euro	Euro	Euro
						
Semi-tall cabinet 1 door, 4 glass shelves						
	400 x 238	XB 1143 L/R	484			
Infobox: Please keep 50 mm space to the wall / In case of extension to furniture a space of 50 mm is necessary / Please specify when ordering: - hinges left (L) / right (R)						
						
Tall cabinet 1 door, 5 glass shelves						
	400 x 358	XB 1144 L/R	539			
Infobox: Please keep 50 mm space to the wall / In case of extension to furniture a space of 50 mm is necessary / Please specify when ordering: - hinges left (L) / right (R)						

X-Large Design by sieger design

Product Information

Front Body	Decor Pricegroup 1	07 Concrete Grey Matt 18 White Matt 21 Walnut Dark 43 Basalt Matt 49 Graphite Matt 52 European Oak 53 Chestnut Dark 79 Natural Walnut 91 Taupe Matt	Basic material: High-compressend three-ply chipboard, directly coated with melamine resin decor on both sides. Edge material: ABS-Edge material.
	Decor Pricegroup 2	22 White High Gloss 75 Linen	Basic material: High-compressed three-ply chipboard, with laminate (HPL) pressed on both sides. Edge material: ABS-Edge material.
	Real wood veneer Pricegroup 3	11 Cashmere Oak 12 Brushed Oak 13 American Walnut 69 Brushed Walnut 71 Mediterranean Oak 72 Brushed Dark Oak	Basic material: High-compressed three-ply chipboard, with real wood veneer pressed on one side and laminate (HPL) in (57) Black Diamond pressed on the other side. Edge material: ABS-Edge material. Real wood veneer is a natural material, differences in colour and structure may occur.
	Lacquer Pricegroup 4	38 Dolomiti Grey High Gloss 40 Black High Gloss 85 White High Gloss 86 Cappuccino High Gloss 89 Flannel Grey High Gloss 90 Flannel Grey Satin Matt	Basic material: High-compressed MDF board. Lacquered opaque in several coats. Inside directly coated with melamine resin decor in (57) Black Diamond. Edge material: ABS-Edge material (lacquered).
Mirror/ Mirror cabinet with lighting			LED light technology, 3500 Kelvin light colour. Sensor switch bottom right for on/off function. Including LED-dimming function.
Mirror	Decor Pricegroup 1	07 Concrete Grey Matt 18 White Matt 21 Walnut Dark 43 Basalt Matt 52 European Oak 49 Graphite Matt 53 Chestnut Dark 79 Natural Walnut 91 Taupe Matt	Basic material: High-compressed MDF board, directly coated. Edge material: ABS-Edge material.
	Decor Pricegroup 2	22 White High Gloss 75 Linen	Basic material: High-compressed MDF board, directly coated. Edge material: ABS-Edge material.
	Real wood veneer Pricegroup 3	11 Cashmere Oak 12 Brushed Oak 13 American Walnut 69 Brushed Walnut 71 Mediterranean Oak 72 Brushed Dark Oak	Basic material: High-compressed MDF board, directly coated. Edge material: ABS-Edge material. Real wood veneer is a natural material, differences in colour and structure may occur.
	Lacquer Pricegroup 4	38 Dolomiti Grey High Gloss 40 Black High Gloss 85 White High Gloss 86 Cappuccino High Gloss 89 Flannel Grey High Gloss 90 Flannel Grey Satin Matt	Basic material: High-compressed MDF board, directly coated. Edge material: ABS-Edge material.

X-Large Design by sieger design

Product Information

Mirror cabinet	Decor Pricegroup 1	07 Concrete Grey Matt 18 White Matt 21 Walnut Dark 43 Basalt Matt 49 Graphite Matt 52 European Oak 53 Chestnut Dark 79 Natural Walnut 91 Taupe Matt	Basic material: High-compressed three-ply chipboard, with laminate (HPL) pressed on both sides. Outside: surface finish / Inside: laminate (HPL) in (57) Black Diamond. Edge material: ABS-Edge material.
	Decor Pricegroup 2	22 White High Gloss 75 Linen	Basic material: High-compressed three-ply chipboard, with laminate (HPL) pressed on both sides. Outside: surface finish / Inside: laminate (HPL) in (57) Black Diamond. Edge material: ABS-Edge material.
	Real wood veneer Pricegroup 3	11 Cashmere Oak 12 Brushed Oak 13 American Walnut 69 Brushed Walnut 71 Mediterranean Oak 72 Brushed Dark Oak	Basic material: High-compressed three-ply chipboard, with real wood veneer pressed on one side and laminate (HPL) in (57) Black Diamond on the other side. Outside: surface finish / Inside: laminate (HPL) in (57) Black Diamond. Edge material: ABS-Edge material. Real wood veneer is a natural material, differences in colour and structure may occur.
	Lacquer Pricegroup 4	38 Dolomiti Grey High Gloss 40 Black High Gloss 85 White High Gloss 86 Cappuccino High Gloss 89 Flannel Grey High Gloss 90 Flannel Grey Satin Matt	Basic material: High-compressed MDF board. Outside one-sided laquered opaque in several coats and highly polished. Inside directly coated with melamin resin decor in (57) Black Diamond. Edge material: ABS-Edge material.
Console	Decor Pricegroup 1	07 Concrete Grey Matt 18 White Matt 21 Walnut Dark 43 Basalt Matt 49 Graphite Matt 52 European Oak 53 Chestnut Dark 79 Natural Walnut 91 Taupe Matt	Basic material: High-compressed three-ply chipboard, with laminate (HPL) pressed on both sides. Underside console: (57) Black Diamond. Edge material: ABS-Edge material.
	Decor Pricegroup 2	22 White High Gloss 75 Linen	Basic material: High-compressed three-ply chipboard, with laminate (HPL) pressed on both sides. Edge material: ABS-Edge material.
	Real wood veneer Pricegroup 3	11 Cashmere Oak 12 Brushed Oak 13 American Walnut 69 Brushed Walnut 71 Mediterranean Oak 72 Brushed Dark Oak	Basic material: High-compressed three-ply chipboard, with real wood veneer pressed on one side and laminate (HPL) in (57) Black Diamond on the other side. Edge material: ABS-Edge material. Real wood veneer is a natural material, differences in colour and structure may occur.
	Lacquer Pricegroup 4	38 Dolomiti Grey High Gloss 40 Black High Gloss 85 White High Gloss 86 Cappuccino High Gloss 89 Flannel Grey High Gloss 90 Flannel Grey Satin Matt	Basic material: High-compressed MDF board. One-sided laquered opaque in several coats including shadow gab. Console underside: directly coated with melamin resin decor in (57) Black Diamond. Edge material: ABS-Edge material (lacquered).

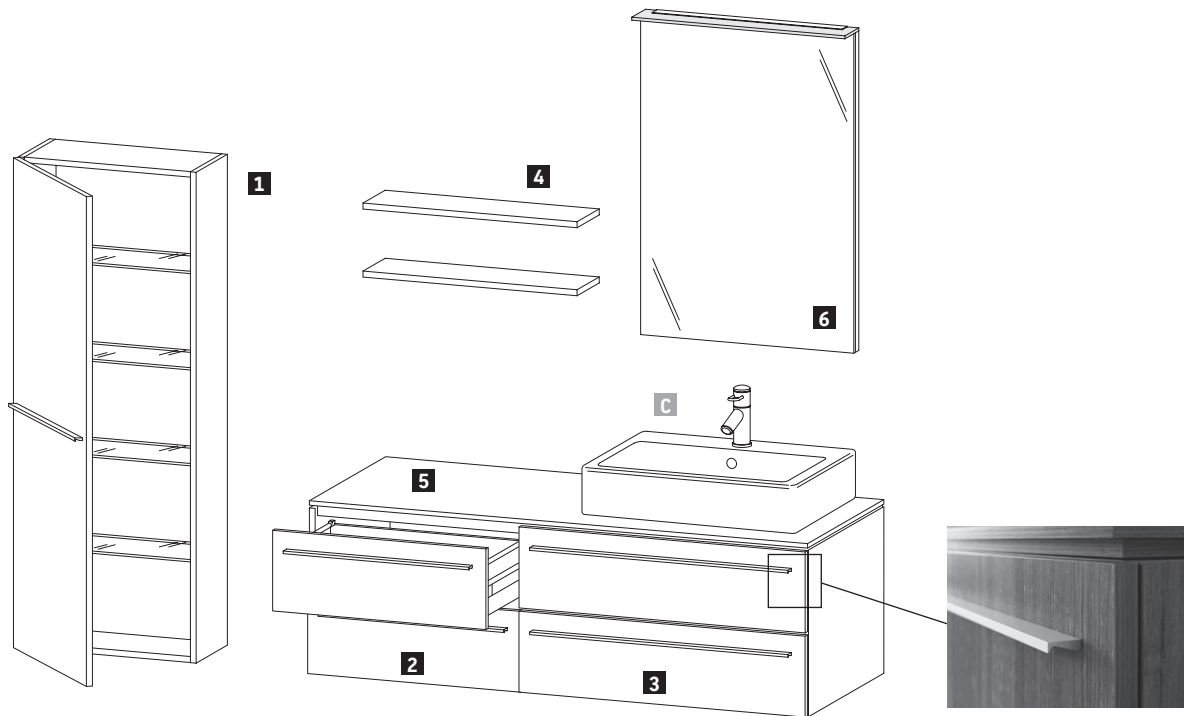
X-Large Design by sieger design

Product Information

Wall board	Decor Pricegroup 1	07 Concrete Grey Matt 18 White Matt 21 Walnut Dark 43 Basalt Matt 49 Graphite Matt 52 European Oak 53 Chestnut Dark 79 Natural Walnut 91 Taupe Matt	Basic material: High-compressed three-ply chipboard, directly coated with melamin resin decor on both sides. Edge material: ABS-Edge material.
	Decor Pricegroup 2	22 White High Gloss 75 Linen	Basic material: High-compressed three-ply chipboard, with laminate (HPL) pressed on both sides. Edge material: ABS-Edge material.
	Real wood veneer Pricegroup 3	11 Cashmere Oak 12 Brushed Oak 13 American Walnut 69 Brushed Walnut 71 Mediterranean Oak 72 Brushed Dark Oak	Basic material: High-compressed three-ply chipboard, with real wood veneer pressed on both sides. Edge material: ABS-Edge material. Real wood veneer is a natural material, differences in colour and structure may occur.
	Lacquer Pricegroup 4	38 Dolomiti Grey High Gloss 40 Black High Gloss 85 White High Gloss 86 Cappuccino High Gloss 89 Flannel Grey High Gloss 90 Flannel Grey Satin Matt	Basic material: High-compressed MDF board. Lacquered opaque in several coats. Edge material: ABS-Edge material (lacquered).
Handle furniture	Silver anodised	Aluminium	
Leg # UV 9991, UV 9992	aluminium matt	die-cast zinc	
Interior System	74 Ash massive	Box in ash solid wood / bottom ash veneered	
Defogger (optional)		With this system there will be no mist on a defined mirror area. Defogger activation coincides with the switching on and off of the mirrors's light. If the mirror is already misted up (defogger off) it takes about 5 minutes for demisting. Auto-Off function after 60 minutes. 1 piece defogger 200 x 400 mm for mirror size 600 mm centred 1 piece defogger 400 x 400 mm for mirror size 800 mm / 1000 mm centred 1 piece defogger 600 x 400 mm for mirror size 1200 mm centred	
Magnetic strip Mirror cabinet # UV 9709	stainless steel	Magnetic fixing bar inside the mirror cabinet as bracket for metallic bathroom accessoires.	

X-Large Design by sieger design

Ordering Sample




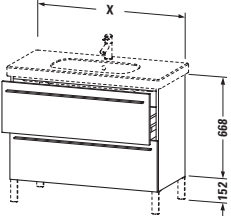
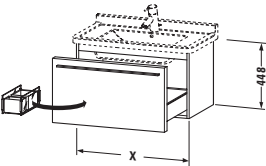
X-Large

Console, Vanity Unit,
Low Cabinet, Tall Cabinet,
Wall board, Mirror

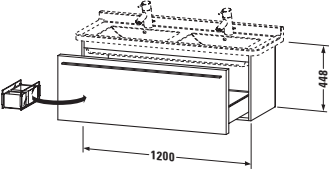
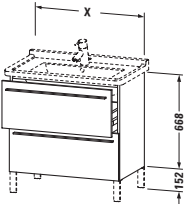
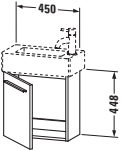
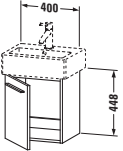
22 White High Gloss

Description	Remark	Quantity	Model-No.
1 Tall cabinet	Width 500 mm	1	# XL 1154 L 22 22
2 Low cabinet for console	Width 600 mm	1	# XL 5438 0 22 22
3 Vanity unit for console	Width 800 mm	1	# XL 5417 0 22 22
4 Wall board	Width 600 mm	2	# XL 7912 0 22 22
5 Console for above counter basin	Width 1400 mm	1	# XL 025C 0 22 22
6 Mirror with lighting	Width 600 mm	1	# XL 7492 0 22 22
C Vero washbowl		1	# 045460 00 27

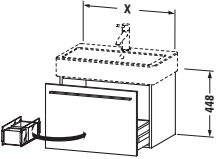
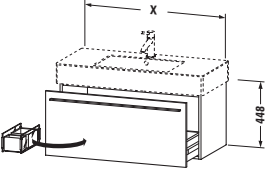
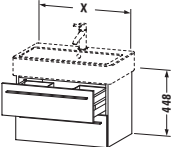
X-Large Design by sieger design

Description	mm	Model-No.	Euro			
			Pricegroup 1	Pricegroup 2	Pricegroup 3	Pricegroup 4
 <p>Vanity unit wall-mounted 1 pull-out compartment, compartment consists of glass dividers and 2 boxes (small/large)</p>						
for D-Code # 034265	600 x 458	XL 6051	666	761	1.003	1.077
for D-Code # 034285	800 x 458	XL 6048	747	858	1.126	1.211
for D-Code # 034210	1000 x 458	XL 6049	941	1.086	1.261	1.423
for D-Code # 034812	1150 x 458	XL 6050	1.074	1.236	1.437	1.623
Infobox: Space saving siphon # 005076 is recommended						
 <p>Vanity unit floor-standing 2 pull-out compartments, upper pull-out compartment including cut-out for siphon and siphon cover</p>						
for D-Code # 034285	800 x 470	XL 6516	972	1.118	1.266	1.408
for D-Code # 034210	1000 x 470	XL 6517	1.222	1.407	1.590	1.774
for D-Code # 034812	1150 x 470	XL 6518	1.396	1.606	1.816	2.025
Infobox: Legs not included in delivery, please order separately / Legs # UV 9991, UV 9992 are recommended						
 <p>Vanity unit wall-mounted 1 pull-out compartment, compartment consists of glass dividers and 2 boxes (small/large)</p>						
for Starck 3 # 030480, 030470	600 x 468	XL 6056	800	959	1.035	1.139
for Starck 3 # 030410, 030480	800 x 468	XL 6057	825	986	1.068	1.195
for Starck 3 # 030410	1000 x 468	XL 6058	920	1.104	1.195	1.319
Infobox: Space saving siphon # 005076 is recommended						

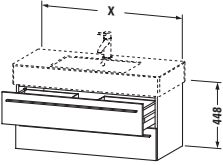
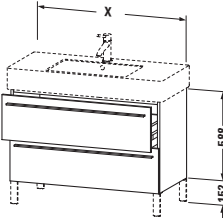
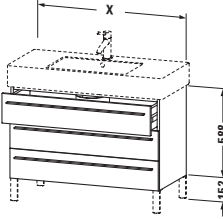
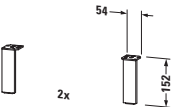
X-Large Design by sieger design

Description	mm	Model-No.	Euro			
			Pricegroup 1	Pricegroup 2	Pricegroup 3	Pricegroup 4
 <p>Vanity unit wall-mounted 1 pull-out compartment, compartment consists of glass dividers and 2 boxes (small/large) for Starck 3 # 033213</p>	1200 x 468	XL 6059	1.049	1.253	1.424	1.683
Infobox: Space saving siphon # 005076 is recommended						
 <p>Vanity unit floor-standing 2 pull-out compartments, upper pull-out compartment including cut-out for siphon and siphon cover for Starck 3 # 030470 for Starck 3 # 030480 for Starck 3 # 030410 for Starck 3 # 033213</p>	650 x 470 800 x 470 1000 x 470 1200 x 470	XL 6535 XL 6536 XL 6537 XL 6538	1.039 1.070 1.199 1.361	1.196 1.233 1.378 1.567	1.352 1.392 1.558 1.770	1.507 1.554 1.735 1.975
Infobox: Legs not included in delivery, please order separately / Legs # UV 9991, UV 9992 are recommended						
 <p>Vanity unit wall-mounted 1 door for Vero # 070350</p>	450 x 228	XL 6208 L/R	504	604	653	782
Infobox: Space saving siphon # 005076 is recommended / Please specify when ordering: - Hinges left (L) / right (R)						
 <p>Vanity unit wall-mounted 1 door for Vero # 070445</p>	400 x 328	XL 6209 L/R	492	592	638	762
Infobox: Space saving siphon # 005076 is recommended / Please specify when ordering: - Hinges left (L) / right (R)						

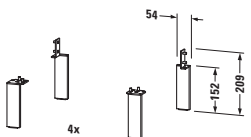
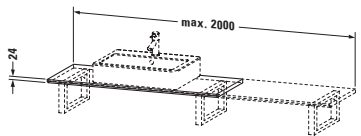
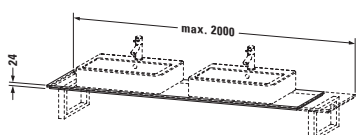
X-Large Design by sieger design

Description	mm	Model-No.	Euro			
			Pricegroup 1	Pricegroup 2	Pricegroup 3	Pricegroup 4
						
Vanity unit wall-mounted						
1 pull-out compartment						
for Vero # 045450, without compartment 450 x 443		XL 6043	680	816	927	1.026
compartment consists of glass dividers and 2 boxes (small/large)						
for Vero # 045460	550 x 443	XL 6044	710	850	969	1.093
for Vero # 045470	650 x 443	XL 6042	763	918	1.041	1.200
for Vero # 045480	750 x 443	XL 6045	825	986	1.121	1.309
for Vero # 045410	950 x 443	XL 6046	920	1.104	1.253	1.480
for Vero # 045412	1150 x 443	XL 6047	1.049	1.253	1.424	1.683
Infobox: Space saving siphon # 005076 is recommended						
						
Vanity unit wall-mounted						
1 pull-out compartment, compartment consists of glass dividers and 2 boxes (small/large)						
for Vero # 032985	800 x 468	XL 6052	825	986	1.121	1.309
for Vero # 032910	1000 x 468	XL 6053	920	1.104	1.253	1.480
for Vero # 032912	1200 x 468	XL 6054	1.049	1.253	1.424	1.683
Infobox: Space saving siphon # 005076 is recommended						
						
Vanity unit wall-mounted						
2 drawers, upper drawer including cut-out for siphon and siphon cover						
for Vero # 045450	450 x 443	XL 6343	1.009	1.167	1.236	1.349
for Vero # 045460	550 x 443	XL 6344	1.064	1.233	1.309	1.484
for Vero # 045470	650 x 443	XL 6342	1.089	1.267	1.344	1.550
for Vero # 045480	750 x 443	XL 6345	1.115	1.296	1.382	1.619
for Vero # 045410	950 x 443	XL 6346	1.246	1.457	1.558	1.861
for Vero # 045412	1150 x 443	XL 6347	1.338	1.572	1.685	2.034
Infobox: Space saving siphon # 005076 is recommended						

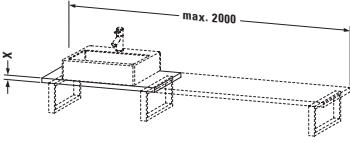
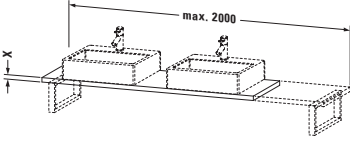
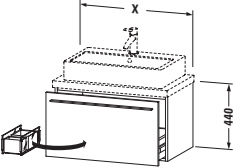
X-Large Design by sieger design

Description	mm	Model-No.	Euro			
			Pricegroup 1	Pricegroup 2	Pricegroup 3	Pricegroup 4
 <p>Vanity unit wall-mounted 2 drawers, upper drawer including cut-out for siphon and siphon cover</p>						
for Vero # 032985	800 x 468	XL 6352	1.115	1.296	1.382	1.619
for Vero # 032910	1000 x 468	XL 6353	1.246	1.457	1.558	1.861
for Vero # 032912	1200 x 468	XL 6354	1.338	1.572	1.685	2.034
Infobox: Space saving siphon # 005076 is recommended						
 <p>Vanity unit floor-standing 2 pull-out compartments</p>						
for Vero # 032985	800 x 470	XL 6543	1.170	1.347	1.522	1.697
for Vero # 032910	1000 x 470	XL 6544	1.309	1.504	1.703	1.896
for Vero # 032912	1200 x 470	XL 6545	1.404	1.615	1.825	2.036
Infobox: Installation only in combination with space saving siphon (# 005076 is recommended) / Legs # UV 9991, UV 9992 are recommended / Legs not included in delivery, please order separately						
 <p>Vanity unit floor-standing 3 drawers, upper drawer including cut-out for siphon and siphon cover</p>						
for Vero # 032985	800 x 470	XL 6553	1.283	1.476	1.668	1.861
for Vero # 032910	1000 x 470	XL 6554	1.352	1.557	1.760	1.961
for Vero # 032912	1200 x 470	XL 6555	1.408	1.621	1.834	2.044
Infobox: Legs not included in delivery, please order separately / Legs # UV 9991, UV 9992 are recommended						
 <p>Plinth leg Aluminium matt, 2 pieces</p>						
Aluminium matt, 2 pieces	152 x 44 x 10	UV 9991	97			

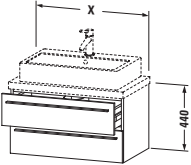
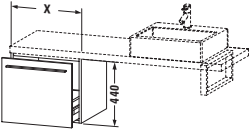
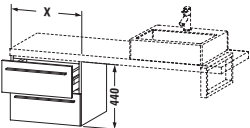
X-Large Design by sieger design

Description	mm	Model-No.	Euro			
			Pricegroup 1	Pricegroup 2	Pricegroup 3	Pricegroup 4
 <p>Plinth leg Aluminium matt, 4 pieces</p>	152 x 44 x 10	UV 9992	156			
 <p>Console for above counter basin and countertop basin 1 console with one cut-out, Width min. see ordering information, Width max 2000 mm</p>						
basic price till 800 mm, for back-to-wall	480	XL 010C	369	456	469	687
basic price till 800 mm, for corner left	480	XL 011C	369	456	469	687
basic price till 800 mm, for corner right	480	XL 012C	369	456	469	687
basic price till 800 mm, for niche	480	XL 013C	369	456	469	687
price per section of 100 mm			35	36	37	62
<p>Infobox: Console tops delivered uncut possible / Please specify when ordering:</p> <ul style="list-style-type: none"> - overall width - dimension between axes from left side - Model-no. ceramic and min. width, please see page 1050-1052 - exactly position of floor cabinets/console supports - Please indicate exact measurements and drawings :furniture order sheet on page 1056 is required 						
 <p>Console for above counter basin and countertop basin 1 console with two cut-outs, Width min. see ordering information, Width max 2000 mm</p>						
basic price till 800 mm, for back-to-wall	480	XL 015C	561	682	706	1.037
basic price till 800 mm, for corner left	480	XL 016C	561	682	706	1.037
basic price till 800 mm, for corner right	480	XL 017C	561	682	706	1.037
basic price till 800 mm, for niche	480	XL 018C	561	682	706	1.037
price per section of 100 mm			35	36	37	62
<p>Infobox: Please specify when ordering:</p> <ul style="list-style-type: none"> - overall width - dimension between axes from left side - Model-no. ceramic and min. width, please see page 1050-1052 - exactly position of floor cabinets/console supports - Please indicate exact measurements and drawings :furniture order sheet on page 1056 is required 						

X-Large Design by sieger design

Description	mm	Model-No.	Euro			
			Pricegroup 1	Pricegroup 2	Pricegroup 3	Pricegroup 4
 <p>Console for above counter basin and countertop basin compact 1 console with one cut-out, Width maximum 2000 mm</p>						
basic price till 800 mm, 30 mm thickness 480		XL 104C	417	435	480	585
price per section of 100 mm			19	22	37	48
basic price till 800 mm, 45 mm thickness 480		XL 100C	434	452	520	614
price per section of 100 mm			28	30	44	55
Infobox: Console tops delivered uncut possible / Console less than 800 mm, be possible on request / Please specify when ordering: - overall width - dimension between axes from left side - model.-no ceramic and min. width, please see page 1053-1055 - exactly position of floor cabinets / console supports - Please indicate exact measurements and drawings: furniture order sheet on page 1056 is required.						
 <p>Console for above counter basin and countertop basin compact 1 console with two cut-outs, Width maximum 2000 mm</p>						
basic price till 800 mm, 30 mm thickness 480		XL 105C	453	472	521	638
price per section of 100 mm			19	22	37	48
basic price till 800 mm, 45 mm thickness 480		XL 101C	470	489	562	667
price per section of 100 mm			28	30	44	55
Infobox: Console tops delivered uncut possible / Console less than 800 mm, be possible on request / Please specify when ordering: - overall width - dimension between axes from left side - model.-no ceramic and min. width, please see page 1053-1055 - exactly position of floor cabinets / console supports - Please indicate exact measurements and drawings: furniture order sheet on page 1056 is required.						
 <p>Vanity unit for console compact 1 pull-out compartment, compartment consists of glass dividers and 2 boxes (small/large)</p>						
600 x 478		XL 5400	777	954	1.075	1.142
700 x 478		XL 5401	815	1.000	1.128	1.199
800 x 478		XL 5402	851	1.045	1.179	1.251
900 x 478		XL 5403	882	1.085	1.221	1.298
1000 x 478		XL 5404	914	1.122	1.266	1.344
Infobox: Space saving siphon # 005076 is recommended / Console not included in delivery, please order separately / Please keep 20 mm space to the wall for niche application / Please specify when ordering: - Model-no. ceramic, please see page 1033/1034						

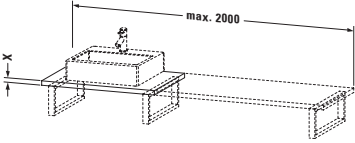
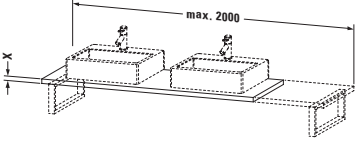
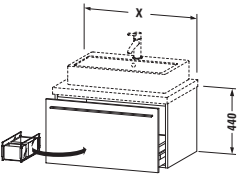
X-Large Design by sieger design

Description	mm	Model-No.	Euro			
			Pricegroup 1	Pricegroup 2	Pricegroup 3	Pricegroup 4
 <p>Vanity unit for console compact 2 drawers, upper drawer including cut-out for siphon and siphon cover</p>						
	600 x 478	XL 5405	1.031	1.163	1.344	1.474
	700 x 478	XL 5406	1.053	1.205	1.366	1.503
	800 x 478	XL 5407	1.070	1.246	1.391	1.531
	900 x 478	XL 5408	1.121	1.287	1.457	1.601
	1000 x 478	XL 5409	1.169	1.327	1.522	1.672
Infobox: Space saving siphon # 005076 is recommended / Console not included in delivery, please order separately / Please keep 20 mm space to the wall for niche application / Please specify when ordering: - Model-no. ceramic, please see page 1033/1034						
 <p>Low cabinet for console compact 1 pull-out compartment</p>						
	300 x 478	XL 5420	555	684	815	927
	400 x 478	XL 5421	582	716	856	1.013
	500 x 478	XL 5422	633	783	944	1.057
	600 x 478	XL 5423	697	855	1.007	1.104
	700 x 478	XL 5443	755	926	1.070	1.161
	800 x 478	XL 5424	812	997	1.133	1.213
Infobox: Console not included in delivery, please order separately / Please keep 20 mm space to the wall for niche application						
 <p>Low cabinet for console compact 2 drawers</p>						
	300 x 478	XL 5425	738	866	981	1.097
	400 x 478	XL 5426	755	905	1.027	1.128
	500 x 478	XL 5427	832	997	1.131	1.324
	600 x 478	XL 5428	868	1.039	1.162	1.419
	700 x 478	XL 5448	907	1.081	1.192	1.513
	800 x 478	XL 5429	943	1.124	1.221	1.606
Infobox: Console not included in delivery, please order separately / Please keep 20 mm space to the wall for niche application						

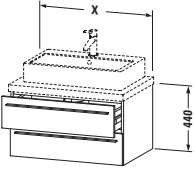
X-Large Design by sieger design

Description	mm	Model-No.	Euro			
			Pricegroup 1	Pricegroup 2	Pricegroup 3	Pricegroup 4
Console for above counter basin and countertop basin						
1 console with one cut-out, Width min. see ordering information, Width max 2000 mm						
basic price till 800 mm, for back-to-wall	550	XL 025C	383	469	481	712
basic price till 800 mm, for corner left	550	XL 026C	383	469	481	712
basic price till 800 mm, for corner right	550	XL 027C	383	469	481	712
basic price till 800 mm, for niche	550	XL 028C	383	469	481	712
price per section of 100 mm			36	37	40	63
Infobox: Console tops delivered uncut possible / Please specify when ordering: - overall width - dimension between axes from left side - Model-no. ceramic and min. width, please see page 1050-1052 - exactly position of floor cabinets/console supports - Please indicate exact measurements and drawings :furniture order sheet on page 1056 is required						
Console for above counter basin and countertop basin						
1 console with two cut-outs, Width min. see ordering information, Width max 2000 mm						
basic price till 800 mm, for back-to-wall	550	XL 045C	576	703	726	1.071
basic price till 800 mm, for corner left	550	XL 046C	576	703	726	1.071
basic price till 800 mm, for corner right	550	XL 047C	576	703	726	1.071
basic price till 800 mm, for niche	550	XL 048C	576	703	726	1.071
price per section of 100 mm			36	37	40	63
Infobox: Please specify when ordering: - overall width - dimension between axes from left side - Model-no. ceramic and min. width, please see page 1050-1052 - exactly position of floor cabinets/console supports - Please indicate exact measurements and drawings :furniture order sheet on page 1056 is required						

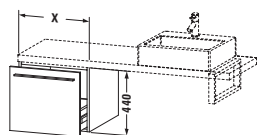
X-Large Design by sieger design

Description	mm	Model-No.	Euro			
			Pricegroup 1	Pricegroup 2	Pricegroup 3	Pricegroup 4
						
Console for above counter basin and countertop basin						
1 console with one cut-out, Width maximum 2000 mm						
basic price till 800 mm, 30 mm thickness 550		XL 106C	424	440	492	609
price per section of 100 mm			20	23	38	49
basic price till 800 mm, 45 mm thickness 550		XL 102C	442	458	532	647
price per section of 100 mm			29	32	45	57
Infobox: Console tops delivered uncut possible / Console less than 800 mm, be possible on request / Please specify when ordering: <ul style="list-style-type: none"> - overall width - dimension between axes from left side - model.-no ceramic and min. width, please see page 1053-1055 - exactly position of floor cabinets / console supports - Please indicate exact measurements and drawings: furniture order sheet on page 1056 is required. 						
						
Console for above counter basin and countertop basin						
1 console with two cut-outs, Width maximum 2000 mm						
basic price till 800 mm, 30 mm thickness 550		XL 107C	460	480	536	659
price per section of 100 mm			20	23	38	49
basic price till 800 mm, 45 mm thickness 550		XL 103C	479	499	575	699
price per section of 100 mm			29	32	45	57
Infobox: Console tops delivered uncut possible / Console less than 800 mm, be possible on request / Please specify when ordering: <ul style="list-style-type: none"> - overall width - dimension between axes from left side - model.-no ceramic and min. width, please see page 1053-1055 - exactly position of floor cabinets / console supports - Please indicate exact measurements and drawings: furniture order sheet on page 1056 is required. 						
						
Vanity unit for console						
1 pull-out compartment, compartment consists of glass dividers and 2 boxes (small/large)						
	600 x 548	XL 5410	817	1.003	1.132	1.206
	700 x 548	XL 5411	855	1.053	1.187	1.261
	800 x 548	XL 5412	893	1.100	1.242	1.319
	900 x 548	XL 5413	927	1.140	1.287	1.365
	1000 x 548	XL 5414	962	1.179	1.330	1.413
Infobox: Space saving siphon # 005076 is recommended / Console not included in delivery, please order separately / Please keep 20 mm space to the wall for niche application / Please specify when ordering: <ul style="list-style-type: none"> - Model-no. ceramic, please see page 1035/1037 						

X-Large Design by sieger design

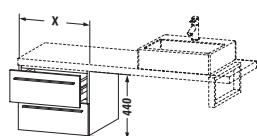
Description	mm	Model-No.	Euro			
			Pricegroup 1	Pricegroup 2	Pricegroup 3	Pricegroup 4
 <p>Vanity unit for console 2 drawers, upper drawer including cut-out for siphon and siphon cover</p>	600 x 548	XL 5415	1.087	1.218	1.418	1.551
	700 x 548	XL 5416	1.105	1.265	1.442	1.580
	800 x 548	XL 5417	1.127	1.308	1.466	1.610
	900 x 548	XL 5418	1.179	1.365	1.535	1.685
	1000 x 548	XL 5419	1.233	1.424	1.604	1.761

Infobox: Space saving siphon # 005076 is recommended / Console not included in delivery, please order separately / Please keep 20 mm space to the wall for niche application / Please specify when ordering:
- Model-no. ceramic, please see page 1035/1037



Description	mm	Model-No.	Euro			
			Pricegroup 1	Pricegroup 2	Pricegroup 3	Pricegroup 4
<p>Low cabinet for console 1 pull-out compartment</p>	300 x 548	XL 5430	583	721	855	976
	400 x 548	XL 5431	613	755	905	1.007
	500 x 548	XL 5432	666	826	993	1.073
	600 x 548	XL 5433	734	903	1.060	1.137
	700 x 548	XL 5454	786	980	1.127	1.199
	800 x 548	XL 5434	838	1.057	1.194	1.262



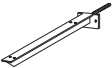
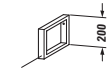

Infobox: Console not included in delivery, please order separately / Please keep 20 mm space to the wall for niche application



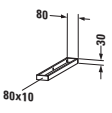
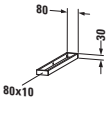
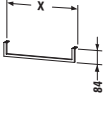
Description	mm	Model-No.	Euro			
			Pricegroup 1	Pricegroup 2	Pricegroup 3	Pricegroup 4
<p>Low cabinet for console 2 drawers</p>	300 x 548	XL 5435	759	911	1.033	1.157
	400 x 548	XL 5436	795	952	1.082	1.191
	500 x 548	XL 5437	877	1.052	1.192	1.395
	600 x 548	XL 5438	914	1.096	1.222	1.495
	700 x 548	XL 5459	951	1.141	1.256	1.593
	800 x 548	XL 5439	988	1.185	1.289	1.691

Infobox: Console not included in delivery, please order separately / Please keep 20 mm space to the wall for niche application

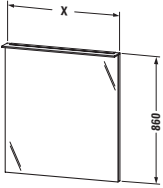
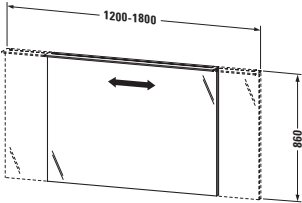
X-Large Design by sieger design

Description	mm	Model-No.	Euro	Euro	Euro	Euro
			Pricegroup 1	Pricegroup 2	Pricegroup 3	Pricegroup 4
 <p>Body trim individual for installation for body 478 mm / 548 mm depths width minimum 20 mm - maximum 100 mm</p>	16	XL 5499	199	209	216	291
Infobox: Please specify when ordering: - Width dimension - Body colour						
 <p>Console Support 1 console support-bracket, for installation beneath console 480 mm / 550 mm depths Black diamond, powder-coated</p>	40 x 425	UV 9902	114			
 <p>Console support 100 mm wall installation 1 console support (depth without pin), for installation beneath console 480 mm / 550 mm depths Black diamond, powder-coated</p>	90 x 420	UV 9926	117			
Infobox: For using the console support for a dry lining wall, it's necessary to arm the wall						
 <p>Console support compact 1 console support-towel rail, for installation beneath console 480 mm depth chrome</p>	40 x 455	UV 9917	186			
 <p>Console Support 1 console support-towel rail, for installation beneath console 550 mm depth chrome</p>	40 x 480	UV 9903	189			

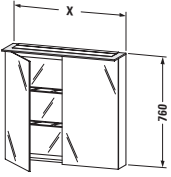
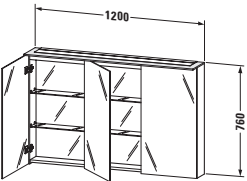
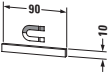
X-Large Design by sieger design

Description	mm	Model-No.	Euro	Euro	Euro	Euro
			Pricegroup 1	Pricegroup 2	Pricegroup 3	Pricegroup 4
 <p>Towel rail compact for installation on the side of console 480 mm depth chrome</p>	80 x 478	UV 9959	198			
Infobox: Towel rail can not be mounted on console later						
 <p>Towel rail for installation on the side of console 550 mm depth chrome</p>	80 x 548	UV 9960	214			
Infobox: Towel rail can not be mounted on console later						
 <p>Towel rail under consoles, under trims, square tube, chromed, 14 mm</p>	500 1000	UV 9985 UV 9986	191 254			

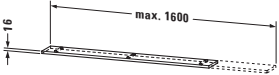
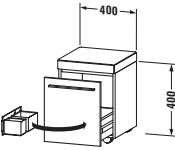
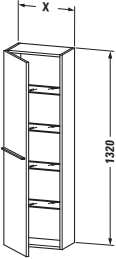
X-Large Design by sieger design

Description	mm	Model-No.	Euro			
			Pricegroup 1	Pricegroup 2	Pricegroup 3	Pricegroup 4
						
Mirror with lighting						
IP 44, LED dimming function, 1 sensor switch bottom right, LED (lifespan > 30.000 hours), LED module fixed install, Energy class: A+						
LED module 3500 Kelvin light colour, 6 W	450 x 36/105	XL 7490	1.103	1.121	1.142	1.166
LED module 3500 Kelvin light colour, 9 W	600 x 36/105	XL 7492	1.212	1.233	1.256	1.277
LED module 3500 kelvin light colour, 11 W	800 x 36/105	XL 7494	1.369	1.396	1.421	1.448
LED module 3500 Kelvin light colour, 14 W	1000 x 36/105	XL 7495	1.528	1.557	1.585	1.611
LED module 3500 Kelvin light colour, 17 W	1200 x 36/105	XL 7496	1.787	1.822	1.856	1.890
Additional modules						
defog system with Auto-Off function						
mirror widths 600, 620, 650, 750, 766 mm, mirror Ø 700, 900 mm 19 W		UV 9847	134			
mirror widths 800, 820, 1000, 1020, 1050 mm 37 W		UV 9848	140			
mirror widths 1200, 1220 mm 38 W		UV 9849	145			
Infobox: Distance between sensor and reflecting surfaces = minimum 75 mm						
						
Mirror with lighting (width variable)						
IP 44, LED dimming function, 1 sensor switch bottom right, LED (lifespan > 30.000 hours), LED module fixed install, Energy class: A+						
LED module 3500 kelvin light colour, 17-26 W	1201-1800 x 36/105	XL 7497	2.426	2.471	2.518	2.565
Infobox: Distance between sensor and reflecting surfaces = minimum 75 mm						

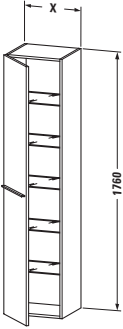
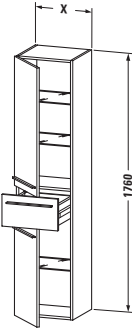
X-Large Design by sieger design

Description	mm	Model-No.	Euro			
			Pricegroup 1	Pricegroup 2	Pricegroup 3	Pricegroup 4
 <p>Mirror cabinet IP 44, LED dimming function, 2 mirror doors, back panel inside mirror glass, 2 glass shelves (clear glass), 1 sensor switch bottom right, 1 socket unit with flap lid in top end inside right, LED (lifespan > 30.000 hours), LED module fixed install, Energy class: A+ LED module 3500 kelvin light colour, 7 W</p>	600 x 138/208	XL 7592	1.964	2.001	2.039	2.077
<p>LED module 3500 kelvin light colour, 10 W</p>	800 x 138/208	XL 7594	2.173	2.213	2.253	2.293
<p>LED module 3500 Kelvin light colour, 13 W</p>	1000 x 138/208	XL 7595	2.356	2.403	2.448	2.494
Infobox: Distance between sensor and reflecting surfaces = minimum 75 mm						
 <p>Mirror cabinet IP 44, LED dimming function, 3 mirror doors, back panel inside mirror glass, 4 glass shelves (clear glass), 1 sensor switch bottom right, 1 socket unit with flap lid in top end inside right, LED (lifespan > 30.000 hours), LED module fixed install, Energy class: A+ LED module 3500 Kelvin light colour, 16 W</p>	1200 x 138/208	XL 7596	2.802	2.855	2.912	2.965
Infobox: Distance between sensor and reflecting surfaces = minimum 75 mm						
 <p>Magnetic strip in polished stainless steel</p>	90 x 5	UV 9709	54			
Infobox: The magnetic strip can be applied individually to the body, back side or mirror door by using a mirror adhesive tape. Please consider the decrease of respective storage space during installation.						

X-Large Design by sieger design

Description	mm	Model-No.	Euro			
			Pricegroup 1	Pricegroup 2	Pricegroup 3	Pricegroup 4
						
Wall board						
1 shelf, fixation with locking pin, Width min. 600 mm, Width max. 1600 mm						
basic price for 600 mm	600-1600 x 160	XL 7912	184	218	237	293
price per section of 100 mm			19	22	28	37
Infobox: Material thickness = 16 mm / Please specify when ordering: - width						
						
Mobile storage unit						
1 pillow, synthetic leather, white 1 drawer including compartment						
	400 x 400	XL 2704	1.101	1.205	1.278	1.476
Infobox: Max. load: 120 kg						
						
Semi-tall cabinet						
1 door, 4 glass shelves						
	300 x 238	XL 1150 L/R	659	824	858	1.682
	400 x 238	XL 1152 L/R	686	863	890	1.903
	500 x 238	XL 1154 L/R	705	911	915	2.118
Infobox: Please keep 20 mm space to the wall / In case of extension to furniture a space of 20 mm is necessary / Please specify when ordering: - Hinges left (L) / right (R)						

X-Large Design by sieger design

Description	mm	Model-No.	Euro			
			Pricegroup 1	Pricegroup 2	Pricegroup 3	Pricegroup 4
 <p>Tall cabinet 1 door, 5 glass shelves</p>	300 x 358	XL 1135 L/R	866	1.037	1.177	1.854
	400 x 358	XL 1136 L/R	909	1.089	1.234	2.045
	500 x 358	XL 1137 L/R	956	1.145	1.303	2.196
	Infobox: Please keep 20 mm space to the wall / In case of extension to furniture a space of 20 mm is necessary / Please specify when ordering: - Hinges left (L) / right (R)					
 <p>Tall cabinet 2 wooden doors, 1 drawer, 3 glass shelves</p>	300 x 358	XL 1128 L/R	1.192	1.429	1.621	2.176
	400 x 358	XL 1131 L/R	1.256	1.511	1.712	2.399
	Infobox: Please keep 20 mm space to the wall / In case of extension to furniture a space of 20 mm is necessary / Please specify when ordering: - Hinges left (L) / right (R)					

XSquare Design by Kurt Merki Jr.

Product Information

Front Body Mirror Cabinet	Decor Pricegroup 1	07 Concrete Grey Matt 16 Black Oak 18 White Matt 43 Basalt Matt 49 Graphite Matt 91 Taupe Matt	Basic material Front: High-compressed three-ply chipboard, directly coated with melamine resin decor on both sides. Basic material Body: High-compressed three-ply chipboard, with laminate (HPL) pressed on both sides. Edge material: ABS edges
	Decor Pricegroup 2	22 White High Gloss 75 Linen	Basic material: High-compressed three-ply chipboard, directly coated with melamine resin decor on both sides. Inner surface: (57) Black diamond. Edge material: ABS edges
	Decor Pricegroup 3	80 Graphite Super Matt	Basic material: High-compressed three-ply chipboard. Both sides pressed with lacquered laminate (HPL). Inner surface: (57) Black diamond. Edge material: ABS edges
	Lacquer Pricegroup 4	36 White Satin Matt 38 Dolomiti Grey High Gloss 39 Nordic White Satin Matt 40 Black High Gloss 60 Taupe Satin Matt 85 White High Gloss 86 Cappuccino High Gloss 89 Flannel Grey High Gloss 90 Flannel Grey Satin Matt 92 Stone Gey Satin Matt 94 Aubergine Satin Matt 97 Light Blue Satin Matt 98 Night Blue Satin Matt	Basic material: High compressed MDF board multilayered lacquered. Inner surface directly coated with melamine resin decor in diamond black (57). Edge material: ABS edges (lacquered)
Console	Real Wood massive Pricegroup 1	77 Amer. Walnut solid wood	Basic material: Massive wooden board 20 mm thickness lacquered transparent. Real wood massive is a natural material, differences in colour and structure may occur.
Console	Decor Pricegroup 1	07 Concrete Grey Matt 16 Black Oak 18 White Matt 43 Basalt Matt 49 Graphite Matt 91 Taupe Matt	Basic material: High-compressed three-ply chipboard, with laminate (HPL) pressed on both sides. Underside console: (57) Black Diamond. Edge material: ABS-Edge material.
	Decor Pricegroup 2	22 White High Gloss 75 Linen	Basic material: High-compressed three-ply chipboard, with laminate (HPL) pressed on both sides. Underside console: (57) Black Diamond. Edge material: ABS-Edge material.
	Decor Pricegroup 3	80 Graphite Super Matt	Basic material: High-compressed three-ply chipboard. Both sides pressed with lacquered laminate (HPL). Underside in Black Diamond (57). Edge material: ABS-Edge material.
	Lacquer Pricegroup 4	36 White Satin Matt 38 Dolomiti Grey High Gloss 39 Nordic White Satin Matt 40 Black High Gloss 60 Taupe Satin Matt 85 White High Gloss 86 Cappuccino High Gloss 89 Flannel Grey High Gloss 90 Flannel Grey Satin Matt 92 Stone Gey Satin Matt 94 Aubergine Satin Matt 97 Light Blue Satin Matt 98 Night Blue Satin Matt	Basic material: High compressed MDF board multilayered lacquered. Inner surface directly coated with melamine resin decor in diamond black (57). Edge material: ABS edges (lacquered)

XSquare Design by Kurt Merki Jr.

Product Information

Mirror with lighting

LED light technology, continuous, synchronous adjustment of the light colour for direct and ambient light incl. memory effect. Touchless panel operating unit on the mirror surface with 3 vertical icons.



Icon 1 (top): On / Off incl. dimming function for light field on both sides.



Icon 2 (middle): On / Off incl. dimming function for ambient light on the top and below.



Icon 3 (below): On / Off defog system incl. Auto-Off after 60 minutes.

Icon 1 + Icon 2 operated together and hold: Synchronous adjustment of the light colour between 2700 - 6500 Kelvin.

Mirror cabinet with lighting

LED light technology, 3500 Kelvin light colour. Sensor switch bottom right for on / off function. Inclusive LED dimming-function with memory effect. Back panel inside mirror glass. Lower corpus bottom wavy profiled as shelf for small parts.

Lateral profile, Mirror, Mirror cabinet, Vanity unit, Tall cabinet, Semi tall cabinet

Chrome

Aluminium

Extension mechanism

handleless

Tip-on fitting including self-closing
Automatic opening by conscious contact.

Interior System

Real Wood massive
Pricegroup 1

77 Amer. Walnut solid wood
78 Maple solid wood

The interior system with a material mix in acryl glass and solid wood is available in maple or walnut. There is an individually designed interior system for each cabinet width between 584 - 1210 mm. Each size of the cabinet have a individual layout of the interior systems to use the optimum storage space. The box cover plus the small and big wave have a special anti-slip lacquer.

Interior elements Mirror cabinet # XS 9948

Real Wood massive
Pricegroup 1

77 Amer. Walnut solid wood
78 Maple solid wood

Material mix out of massive wood (maple or walnut) and acrylic glass incl. cover in grey.

Magnetic strip Mirror cabinet # UV 9709

stainless steel

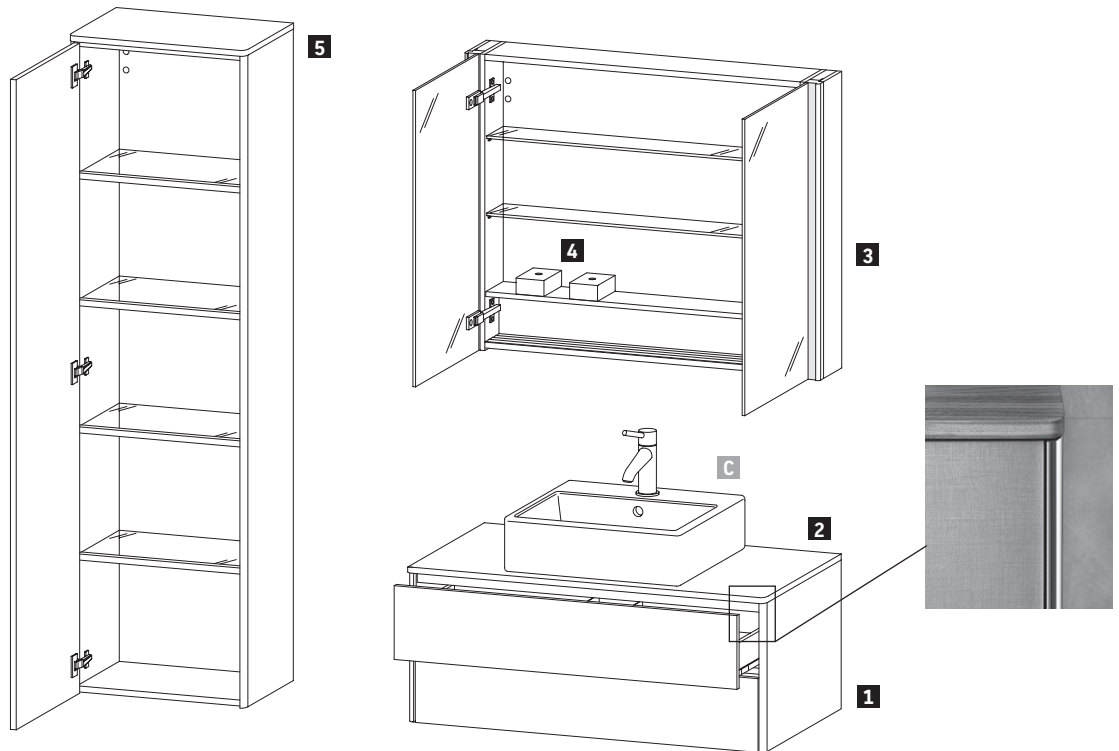
Magnetic fixing bar inside the mirror cabinet as bracket for metallic bathroom accessoires.

Defogger (optional)

With this system there will be no mist on a defined mirror area. Defogger activation coincides with switching on and off of the mirror's light. If the mirror is already misted up (defogger off) it takes about 5 minutes for demisting. Auto-Off function after 60 minutes.
1 piece defogger 200 x 400 mm for mirror size 600 mm (centred)
1 piece defogger 400 x 400 mm for mirror size 800 and 1000 mm (centred)
1 piece defogger 600 x 400 mm for mirror size 1200 mm (centred)
2 pieces defogger 400 x 400 mm for mirror size 1300 / 1400 and 1600 mm (1 x left / 1 x right)

XSquare Design by Kurt Merki Jr.

Ordering Sample



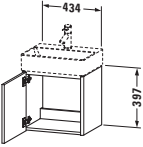
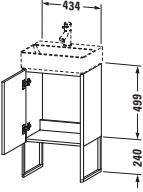
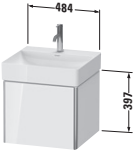
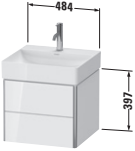
XSquare

Vanity unit wall-mounted
 Console
 Mirror cabinet
 Tall cabinet wall-mounted
 Interior elements for mirror cabinet

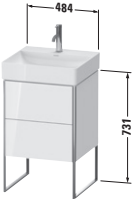
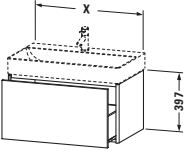

36 White Satin Matt
77 Amer. Walnut solid wood
36 White Satin Matt
36 White Satin Matt
78 Maple solid wood

Description	Remark	Quantity	Model-No.
1 Vanity unit wall-mounted	Width 1000 mm	1	# XS 4911 0 36 36
2 Console walnut massive wood	Width 1000 mm	1	# XS 061E 0 77 77
3 Mirror cabinet with lighting	Width 1000 mm	1	# XS 7113 0 36 36
4 Interior elements for mirror cabine		2	# XS 9948 0 78 78
5 Tall cabinet wall-mounted	Height 1760 mm	1	# XS 1313 L 36 36
C Vero Air washbasin	Width 600 mm	1	# 235060

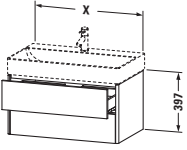
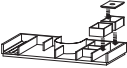
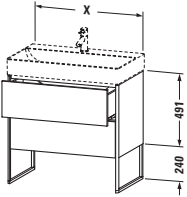
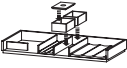
XSquare Design by Kurt Merki Jr.

Description	mm	Model-No.	Euro			
			Pricegroup 1	Pricegroup 2	Pricegroup 3	Pricegroup 4
						
Vanity unit wall-mounted 1 door for DuraSquare # 073245	434 x 340	XS 4060 L/R	667	707	800	1.013
Infobox: Please specify when ordering: - hinges left (L) / right (R)						
						
Vanity unit floor-standing 1 door, integrated base frame legs with height adjustment for DuraSquare # 073245	434 x 340	XS 4441 L/R	1.006	1.053	1.157	1.396
Infobox: Please specify when ordering: - hinges left (L) / right (R)						
						
Vanity unit wall-mounted 1 pull-out compartment for DuraSquare # 235350	484 x 460	XS 4059	884	933	1.060	1.166
Infobox: Space saving siphon # 005076 is recommended						
						
Vanity unit wall-mounted 2 drawers, upper drawer including cut-out for siphon and siphon cover for DuraSquare # 235350	484 x 460	XS 4160	1.136	1.183	1.363	1.422
Infobox: Space saving siphon # 005076 is recommended						

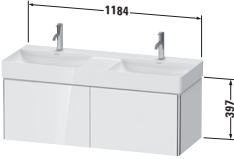



XSquare Design by Kurt Merki Jr.

Description	mm	Model-No.	Euro			
			Pricegroup 1	Pricegroup 2	Pricegroup 3	Pricegroup 4
 <p>Vanity unit floor-standing 2 pull-out compartments, integrated base frame legs with height adjustment</p>						
for DuraSquare # 235350	484 x 460	XS 4439	1.553	1.613	1.786	1.921
Infobox: Space saving siphon # 005076 is recommended						
 <p>Vanity unit wall-mounted 1 pull-out compartment</p>						
for DuraSquare # 235360	584 x 460	XS 4061	891	941	1.069	1.177
for DuraSquare # 235380, 234880, 234980	784 x 460	XS 4062	921	980	1.105	1.224
for DuraSquare # 235310	984 x 460	XS 4063	950	1.018	1.139	1.269
 <p>Additional modules Interior system in solid wood, without siphon cut out</p>						
for cabinet widths 584 mm	584	UV 9854	194			
for cabinet widths 784 mm	784	UV 9856	325			
for cabinet widths 984 mm	984	UV 9857	470			
Infobox: Space saving siphon # 005076 is recommended / Interior modules can not be retrofitted and are factory installed. / Please specify when ordering: - interior system yes / no - walnut 77 or maple 78						

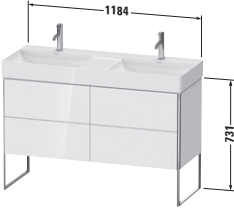
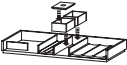
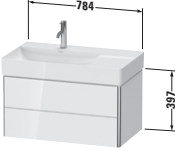
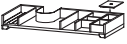
XSquare Design by Kurt Merki Jr.

Description	mm	Model-No.	Euro			
			Pricegroup 1	Pricegroup 2	Pricegroup 3	Pricegroup 4
 <p>Vanity unit wall-mounted 2 drawers, upper drawer including cut-out for siphon and siphon cover</p>						
for DuraSquare # 235360	584 x 460	XS 4161	1.143	1.195	1.372	1.437
for DuraSquare # 235380	784 x 460	XS 4162	1.181	1.243	1.418	1.492
for DuraSquare # 235310	984 x 460	XS 4163	1.220	1.292	1.463	1.548
 <p>Additional modules Interior system in solid wood, including siphon cut out</p>						
for cabinet widths 584 mm	584	UV 9860	248			
for cabinet widths 784 mm	784	UV 9862	342			
for cabinet widths 984 mm	984	UV 9863	342			
Infobox: Space saving siphon # 005076 is recommended / Interior modules can not be retrofitted and are factory installed. / Please specify when ordering: - interior system yes / no - walnut 77 or maple 78						
 <p>Vanity unit floor-standing 2 pull-out compartments, integrated base frame legs with height adjustment</p>						
for DuraSquare # 235360	584 x 460	XS 4442	1.565	1.632	1.799	1.939
for DuraSquare # 235380	784 x 460	XS 4443	1.606	1.685	1.847	1.999
for DuraSquare # 235310	984 x 460	XS 4444	1.652	1.743	1.899	2.067
 <p>Additional modules Interior system in solid wood, without siphon cut out</p>						
for cabinet widths 584 mm	584	UV 9879	350			
for cabinet widths 784 mm	784	UV 9888	398			
for cabinet widths 984 mm	984	UV 9889	492			
Infobox: Space saving siphon # 005076 is recommended / Please specify when ordering: / Interior modules can not be retrofitted and are factory installed. - interior system yes / no - walnut 77 or maple 78						

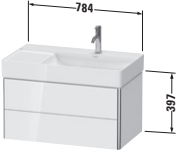
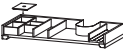


XSquare Design by Kurt Merki Jr.

Description	mm	Model-No.	Euro			
			Pricegroup 1	Pricegroup 2	Pricegroup 3	Pricegroup 4
 <p>Vanity unit wall-mounted 2 pull-out compartments for DuraSquare # 235312</p>	1184 x 460	XS 4064	1.394	1.450	1.673	1.976
 <p>Additional modules Interior system in solid wood, without siphon cut out</p>						
for cabinet widths 592 mm	592	UV 9743 L/R	194			
for cabinet widths 592 mm	592	UV 9744 B	388			
Infobox: Space saving siphon # 005076 is recommended / Interior modules can not be retrofitted and are factory installed. / Please specify when ordering: - interior system yes / no - walnut 77 or maple 78 - position interior system left (L) , right (R) or both (B) ways						
 <p>Vanity unit wall-mounted 4 drawers, upper drawer including cut-out for siphon and siphon cover for DuraSquare # 235312</p>	1184 x 460	XS 4164	1.922	1.988	2.308	2.721
 <p>Additional modules Interior system in solid wood, including siphon cut out</p>						
for cabinet widths 592 mm	592	UV 9745 L/R	248			
for cabinet widths 592 mm	592	UV 9746 B	496			
Infobox: Space saving siphon # 005076 is recommended / Interior modules can not be retrofitted and are factory installed. / Please specify when ordering: - interior system yes / no - position interior system left (L) , right (R) or both (B) ways - walnut 77 or maple 78						

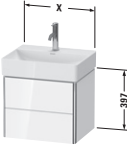
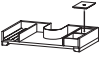
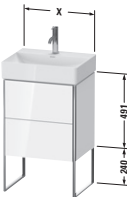

XSquare Design by Kurt Merki Jr.

Description	mm	Model-No.	Euro			
			Pricegroup 1	Pricegroup 2	Pricegroup 3	Pricegroup 4
 <p>Vanity unit floor-standing 4 pull-out compartments, upper pull-out compartment including cut-out for siphon and siphon cover, integrated base frame legs with height adjustment for DuraSquare # 235312</p>	1184 x 460	XS 4456	2.489	2.563	2.862	3.334
 <p>Additional modules Interior system in solid wood, without siphon cut out for cabinet widths 592 mm</p>	592	UV 9748 L/R	350			
for cabinet widths 592 mm	592	UV 9749 B	700			
Infobox: Space saving siphon # 005076 is recommended / Interior modules can not be retrofitted and are factory installed. / Please specify when ordering: - interior system yes / no - position interior system left (L) , right (R) or both (B) ways - walnut 77 or maple 78						
 <p>Vanity unit wall-mounted 2 drawers, upper drawer including cut-out for siphon and siphon cover for DuraSquare # 234880 bowl on left side</p>	784 x 460	XS 4168	1.181	1.243	1.405	1.492
 <p>Additional modules Interior system in solid wood, including siphon cut out for cabinet widths 784 mm</p>	784	UV 9747	342			
Infobox: Space saving siphon # 005076 is recommended / Interior modules can not be retrofitted and are factory installed. / Please specify when ordering: - interior system yes / no - walnut 77 or maple 78						

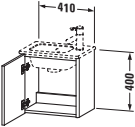
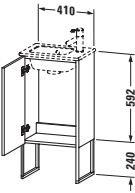


XSquare Design by Kurt Merki Jr.

Description	mm	Model-No.	Euro			
			Pricegroup 1	Pricegroup 2	Pricegroup 3	Pricegroup 4
 <p>Vanity unit wall-mounted 2 drawers, upper drawer including cut-out for siphon and siphon cover for DuraSquare # 234980 bowl on right side</p>	784 x 460	XS 4169	1.181	1.243	1.405	1.492
 <p>Additional modules Interior system in solid wood, including siphon cut out for cabinet widths 784 mm</p>	784	UV 9747	342			
Infobox: Space saving siphon # 005076 is recommended / Interior modules can not be retrofitted and are factory installed. / Please specify when ordering: - interior system yes / no - walnut 77 or maple 78						
 <p>Vanity unit wall-mounted compact 1 pull-out compartment</p>						
for DuraSquare # 235650	484 x 390	XS 4205	878	928	1.037	1.160
for DuraSquare # 235660	584 x 390	XS 4067	887	930	1.056	1.165
 <p>Additional modules Interior system in solid wood, without siphon cut out for cabinet widths 584 mm</p>	584	UV 9854	194			
Infobox: Space saving siphon # 005076 is recommended / Interior modules can not be retrofitted and are factory installed. / Please specify when ordering: - interior system yes / no - walnut 77 or maple 78						


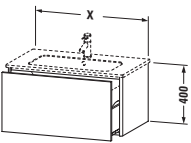

XSquare Design by Kurt Merki Jr.

Description	mm	Model-No.	Euro			
			Pricegroup 1	Pricegroup 2	Pricegroup 3	Pricegroup 4
 <p>Vanity unit wall-mounted compact 2 drawers, upper drawer including cut-out for siphon and siphon cover</p>						
for DuraSquare # 235650	484 x 390	XS 4305	1.130	1.167	1.243	1.417
for DuraSquare # 235660	584 x 390	XS 4167	1.135	1.181	1.351	1.419
 <p>Additional modules Interior system in solid wood, including siphon cut out for cabinet widths 584 mm</p>	584	UV 9860	248			
Infobox: Space saving siphon # 005076 is recommended / Interior modules can not be retrofitted and are factory installed. / Please specify when ordering: - interior system yes / no - walnut 77 or maple 78						
 <p>Vanity unit floor-standing compact 2 pull-out compartments, integrated base frame legs with height adjustement</p>						
for DuraSquare # 235650	484 x 390	XS 4438	1.545	1.605	1.738	1.914
for DuraSquare # 235660	584 x 390	XS 4453	1.571	1.634	1.806	1.937
 <p>Additional modules Interior system in solid wood, without siphon cut out for cabinet widths 584 mm</p>	584	UV 9879	350			
Infobox: Space saving siphon # 005076 is recommended / Interior modules can not be retrofitted and are factory installed. / Please specify when ordering: - interior system yes / no - walnut 77 or maple 78						

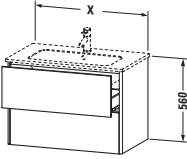
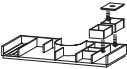
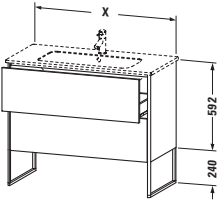
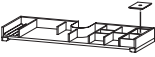
XSquare Design by Kurt Merki Jr.

Description	mm	Model-No.	Euro			
			Pricegroup 1	Pricegroup 2	Pricegroup 3	Pricegroup 4
						
Vanity unit wall-mounted						
1 door						
for ME by Starck # 072343	410 x 289	XS 4170 L/R	621	660	739	983
Infobox: Please specify when ordering: - hinges left (L) / right (R)						
						
Vanity unit floor-standing						
1 door, integrated base frame legs with height adjustment						
for ME by Starck # 072343	410 x 289	XS 4440 L/R	941	986	1.082	1.390
Infobox: Please specify when ordering: - hinges left (L) / right (R)						
						
Vanity unit wall-mounted						
1 pull-out compartment						
for ME by Starck # 233653	510 x 418	XS 4206	858	902	1.020	1.132
Infobox: Space saving siphon # 005076 is recommended						
						
Vanity unit wall-mounted						
2 drawers, upper drawer including cut-out for siphon and siphon cover						
for ME by Starck # 233653	510 x 418	XS 4306	1.182	1.257	1.407	1.651
Infobox: Space saving siphon # 005076 is recommended						

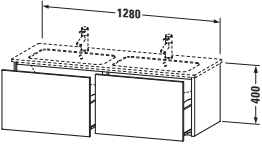

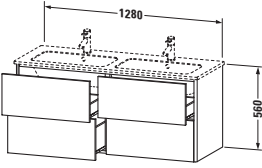
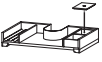
XSquare Design by Kurt Merki Jr.

Description	mm	Model-No.	Euro			
			Pricegroup 1	Pricegroup 2	Pricegroup 3	Pricegroup 4
 <p>Vanity unit floor-standing 2 pull-out compartments, upper pull-out compartment including cut-out for siphon and siphon cover, integrated base frame legs with height adjustment</p>						
for ME by Starck # 233653	510 x 418	XS 4457	1.544	1.617	1.738	1.926
Infobox: Space saving siphon # 005076 is recommended						
 <p>Vanity unit wall-mounted 1 pull-out compartment</p>						
for ME by Starck # 233663	610 x 478	XS 4071	871	924	1.038	1.155
for ME by Starck # 233683, 234583, 234683	810 x 478	XS 4072	900	961	1.071	1.199
for ME by Starck # 233610	1010 x 478	XS 4073	926	997	1.103	1.243
for ME by Starck # 233612, 236112	1210 x 478	XS 4074	962	1.043	1.145	1.296
 <p>Additional modules Interior system in solid wood, without siphon cut out</p>						
for cabinet widths 610 mm	610	UV 9776	350			
for cabinet widths 810 mm	810	UV 9777	398			
for cabinet widths 1010 mm	1010	UV 9778	492			
for cabinet widths 1210 mm	1210	UV 9779	492			
Infobox: Space saving siphon # 005076 is recommended / Interior modules can not be retrofitted and are factory installed. / Please specify when ordering: - interior system yes / no - walnut 77 or maple 78						

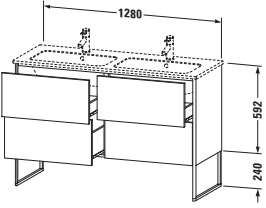
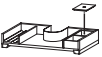
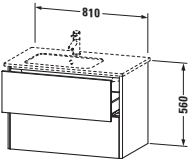
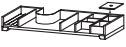
XSquare Design by Kurt Merki Jr.

Description	mm	Model-No.	Euro			
			Pricegroup 1	Pricegroup 2	Pricegroup 3	Pricegroup 4
						
Vanity unit wall-mounted						
2 drawers, upper drawer including cut-out for siphon and siphon cover						
for ME by Starck # 233663	610 x 478	XS 4171	1.203	1.280	1.432	1.679
for ME by Starck # 233683	810 x 478	XS 4172	1.252	1.339	1.490	1.741
for ME by Starck # 233610	1010 x 478	XS 4173	1.290	1.404	1.535	1.799
for ME by Starck # 233612, 236112	1210 x 478	XS 4174	1.340	1.482	1.596	1.879
						
Additional modules						
Interior system in solid wood, including siphon cut out						
for cabinet widths 610 mm	610	UV 9780	248			
for cabinet widths 810 mm	810	UV 9781	342			
for cabinet widths 1010 mm	1010	UV 9782	412			
for cabinet widths 1210 mm	1210	UV 9783	412			
Infobox: Space saving siphon # 005076 is recommended / Interior modules can not be retrofitted and are factory installed. / Please specify when ordering: - interior system yes / no - walnut 77 or maple 78						
						
Vanity unit floor-standing						
2 pull-out compartments, upper pull-out compartment including cut-out for siphon and siphon cover, integrated base frame legs with height adjustement						
for ME by Starck # 233663	610 x 478	XS 4445	1.571	1.649	1.805	1.964
for ME by Starck # 233683	810 x 478	XS 4446	1.617	1.710	1.860	2.031
for ME by Starck # 233610	1010 x 478	XS 4447	1.661	1.768	1.910	2.100
for ME by Starck # 233612, 236112	1210 x 478	XS 4448	1.717	1.836	1.975	2.179
						
Additional modules						
Interior system in solid wood, including siphon cut out						
for cabinet widths 610 mm	610	UV 9780	248			
for cabinet widths 810 mm	810	UV 9781	342			
for cabinet widths 1010 mm	1010	UV 9782	412			
for cabinet widths 1210 mm	1210	UV 9783	412			
Infobox: Space saving siphon # 005076 is recommended / Interior modules can not be retrofitted and are factory installed. / Please specify when ordering: - interior system yes / no - walnut 77 or maple 78						

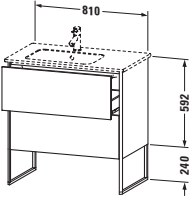
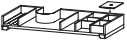
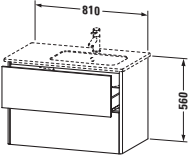
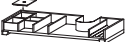
XSquare Design by Kurt Merki Jr.

Description	mm	Model-No.	Euro			
			Pricegroup 1	Pricegroup 2	Pricegroup 3	Pricegroup 4
 <p>Vanity unit wall-mounted 2 pull-out compartments for ME by Starck # 233613</p>	1280 x 478	XS 4075	1.366	1.454	1.626	1.886
 <p>Additional modules Interior system in solid wood, without siphon cut out</p>						
for cabinet widths 640 mm	640	UV 9785 L/R	350			
for cabinet widths 640 mm	640	UV 9786 B	700			
Infobox: Space saving siphon # 005076 is recommended / Interior modules can not be retrofitted and are factory installed. / Please specify when ordering: - interior system yes / no - position interior system left (L) , right (R) or both (B) ways - walnut 77 or maple 78						
 <p>Vanity unit wall-mounted 4 drawers, upper drawer including cut-out for siphon and siphon cover</p>	1280 x 478	XS 4175	1.901	2.032	2.262	2.666
 <p>Additional modules Interior system in solid wood, including siphon cut out</p>						
for cabinet widths 640 mm	640	UV 9787 L/R	248			
for cabinet widths 640 mm	640	UV 9788 B	496			
Infobox: Space saving siphon # 005076 is recommended / Interior modules can not be retrofitted and are factory installed. / Please specify when ordering: - interior system yes / no - position interior system left (L) , right (R) or both (B) ways - walnut 77 or maple 78						

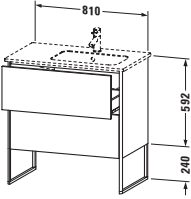
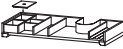
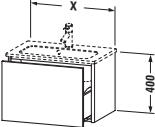

XSquare Design by Kurt Merki Jr.

Description	mm	Model-No.	Euro			
			Pricegroup 1	Pricegroup 2	Pricegroup 3	Pricegroup 4
 <p>Vanity unit floor-standing 4 pull-out compartments, upper pull-out compartment including cut-out for siphon and siphon cover, integrated base frame legs with height adjustment for ME by Starck # 233613</p>	1280 x 478	XS 4449	2.285	2.422	2.628	3.074
 <p>Additional modules Interior system in solid wood, including siphon cut out for cabinet widths 640 mm</p>	640	UV 9787 L/R	248			
for cabinet widths 640 mm	640	UV 9788 B	496			
Infobox: Space saving siphon # 005076 is recommended / Interior modules can not be retrofitted and are factory installed. / Please specify when ordering: - interior system yes / no - position interior system left (L) , right (R) or both (B) ways - walnut 77 or maple 78						
 <p>Vanity unit wall-mounted 2 drawers, upper drawer including cut-out for siphon and siphon cover for ME by Starck # 234583 bowl on left side</p>	810 x 478	XS 4176	1.252	1.339	1.490	1.741
 <p>Additional modules Interior system in solid wood, including siphon cut out for cabinet widths 810 mm</p>	810	UV 9784	342			
Infobox: Space saving siphon # 005076 is recommended / Interior modules can not be retrofitted and are factory installed. / Please specify when ordering: - interior system yes / no - walnut 77 or maple 78						

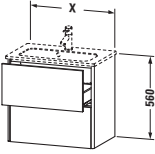
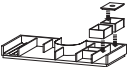
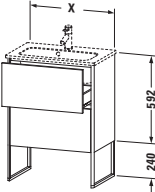
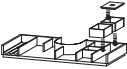
XSquare Design by Kurt Merki Jr.

Description	mm	Model-No.	Euro	Euro	Euro	Euro
			Pricegroup 1	Pricegroup 2	Pricegroup 3	Pricegroup 4
 <p>Vanity unit floor-standing 2 pull-out compartments, upper pull-out compartment including cut-out for siphon and siphon cover, integrated base frame legs with height adjustment for ME by Starck # 234583 bowl on left side</p>	810 x 478	XS 4450	1.617	1.710	1.860	2.031
 <p>Additional modules Interior system in solid wood, including siphon cut out for cabinet widths 810 mm</p>	810	UV 9784	342			
<p>Infobox: Space saving siphon # 005076 is recommended / Interior modules can not be retrofitted and are factory installed. / Please specify when ordering: - interior system yes / no - walnut 77 or maple 78</p>						
 <p>Vanity unit wall-mounted 2 drawers, upper drawer including cut-out for siphon and siphon cover for ME by Starck # 234683 bowl on right side</p>	810 x 478	XS 4177	1.252	1.339	1.490	1.741
 <p>Additional modules Interior system in solid wood, including siphon cut out for cabinet widths 810 mm</p>	810	UV 9784	342			
<p>Infobox: Space saving siphon # 005076 is recommended / Interior modules can not be retrofitted and are factory installed. / Please specify when ordering: - interior system yes / no - walnut 77 or maple 78</p>						

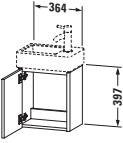
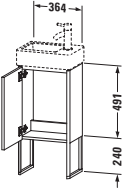
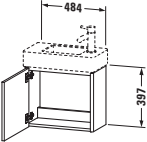
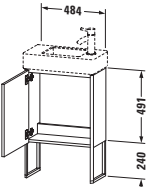
XSquare Design by Kurt Merki Jr.

Description	mm	Model-No.	Euro			
			Pricegroup 1	Pricegroup 2	Pricegroup 3	Pricegroup 4
 <p>Vanity unit floor-standing 2 pull-out compartments, upper pull-out compartment including cut-out for siphon and siphon cover, integrated base frame legs with height adjustement for ME by Starck # 234683 bowl on right side</p>	810 x 478	XS 4452	1.617	1.710	1.860	2.031
 <p>Additional modules Interior system in solid wood, including siphon cut out for cabinet widths 810 mm</p>	810	UV 9784	342			
Infobox: Space saving siphon # 005076 is recommended / Interior modules can not be retrofitted and are factory installed. / Please specify when ordering: - interior system yes / no - walnut 77 or maple 78						
 <p>Vanity unit wall-mounted compact 1 pull-out compartment for ME by Starck # 234263 for ME by Starck # 234283</p>	610 x 388 810 x 388	XS 4065 XS 4066	873 901	920 957	1.040 1.073	1.147 1.192
 <p>Additional modules Interior system in solid wood, without siphon cut out for cabinet widths 610 mm for cabinet widths 810 mm</p>	610 810	UV 9776 UV 9777	350 398			
Infobox: Space saving siphon # 005076 is recommended / Interior modules can not be retrofitted and are factory installed. / Please specify when ordering: - interior system yes / no - walnut 77 or maple 78						

XSquare Design by Kurt Merki Jr.

Description	mm	Model-No.	Euro			
			Pricegroup 1	Pricegroup 2	Pricegroup 3	Pricegroup 4
 <p>Vanity unit wall-mounted compact 2 drawers, upper drawer including cut-out for siphon and siphon cover for ME by Starck # 234263 610 x 388 XS 4165 1.203 1.276 1.432 1.670 for ME by Starck # 234283 810 x 388 XS 4166 1.250 1.334 1.488 1.730</p>						
 <p>Additional modules Interior system in solid wood, including siphon cut out for cabinet widths 610 mm 610 UV 9780 248 for cabinet widths 810 mm 810 UV 9781 342</p>						
<p>Infobox: Space saving siphon # 005076 is recommended / Interior modules can not be retrofitted and are factory installed. / Please specify when ordering: - interior system yes / no - walnut 77 or maple 78</p>						
 <p>Vanity unit floor-standing compact 2 pull-out compartments, upper pull-out compartment including cut-out for siphon and siphon cover, integrated base frame legs with height adjustement for ME by Starck # 234263 610 x 388 XS 4454 1.583 1.658 1.821 1.966 for ME by Starck # 234283 810 x 388 XS 4455 1.630 1.717 1.875 2.032</p>						
 <p>Additional modules Interior system in solid wood, including siphon cut out for cabinet widths 610 mm 610 UV 9780 248 for cabinet widths 810 mm 810 UV 9781 342</p>						
<p>Infobox: Space saving siphon # 005076 is recommended / Interior modules can not be retrofitted and are factory installed. / Please specify when ordering: - interior system yes / no - walnut 77 or maple 78</p>						

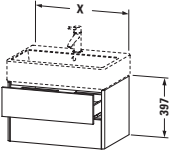
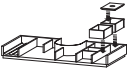
XSquare Design by Kurt Merki Jr.

Description	mm	Model-No.	Euro			
			Pricegroup 1	Pricegroup 2	Pricegroup 3	Pricegroup 4
 <p>Vanity unit wall-mounted 1 door for Vero Air # 072438</p>	364 x 240	XS 4099 L/R	631	669	751	935
Infobox: Please specify when ordering: - hinges left (L) / right (R)						
 <p>Vanity unit floor-standing 1 door, integrated base frame legs with height adjustment for Vero Air # 072438</p>	364 x 240	XS 4479 L/R	955	999	1.099	1.319
Infobox: Please specify when ordering: - hinges left (L) / right (R)						
 <p>Vanity unit wall-mounted 1 door for Vero Air # 072450</p>	484 x 240	XS 4091 L/R	635	675	754	943
Infobox: Please specify when ordering: - hinges left (L) / right (R)						
 <p>Vanity unit floor-standing 1 door, integrated base frame legs with height adjustment for Vero Air # 072450</p>	484 x 240	XS 4471 L/R	958	1.008	1.102	1.332
Infobox: Please specify when ordering: - hinges left (L) / right (R)						

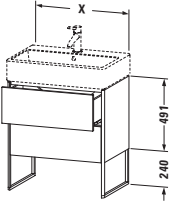
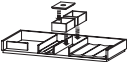
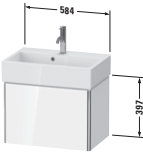

XSquare Design by Kurt Merki Jr.

Description	mm	Model-No.	Euro			
			Pricegroup 1	Pricegroup 2	Pricegroup 3	Pricegroup 4
Vanity unit wall-mounted						
1 door						
for Vero Air # 072445	434 x 340	XS 4090 L/R	667	707	794	1.013
Infobox: Please specify when ordering: - hinges left (L) / right (R)						
Vanity unit floor-standing						
1 door, integrated base frame legs with height adjustment						
for Vero Air # 072445	434 x 340	XS 4470 L/R	1.006	1.053	1.157	1.396
Infobox: Please specify when ordering: - hinges left (L) / right (R)						
Vanity unit wall-mounted						
1 pull-out compartment						
for Vero Air # 235050	484 x 460	XS 4092	884	933	1.051	1.166
for Vero Air # 235060	584 x 460	XS 4093	891	941	1.060	1.177
for Vero Air # 235070	684 x 460	XS 4094	913	967	1.085	1.211
for Vero Air # 235080	784 x 460	XS 4095	921	980	1.095	1.224
for Vero Air # 235010	984 x 460	XS 4096	950	1.018	1.130	1.269
for Vero Air # 235012	1184 x 460	XS 4097	989	1.068	1.177	1.328
Additional modules						
Interior system in solid wood, without siphon cut out						
for cabinet widths 584 mm	584	UV 9854	194			
for cabinet widths 684 mm	684	UV 9855	194			
for cabinet widths 784 mm	784	UV 9856	325			
for cabinet widths 984 mm	984	UV 9857	470			
for cabinet widths 1184 mm	1184	UV 9858	470			
Infobox: Space saving siphon # 005076 is recommended / Interior modules can not be retrofitted and are factory installed. / Please specify when ordering: - interior system yes / no - walnut 77 or maple 78						

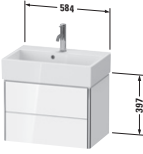
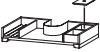

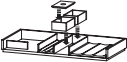
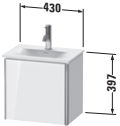
XSquare Design by Kurt Merki Jr.

Description	mm	Model-No.	Euro			
			Pricegroup 1	Pricegroup 2	Pricegroup 3	Pricegroup 4
						
Vanity unit wall-mounted 2 drawers, upper drawer including cut-out for siphon and siphon cover						
for Vero Air # 235050	484 x 460	XS 4192	1.136	1.183	1.352	1.422
for Vero Air # 235060	584 x 460	XS 4193	1.143	1.195	1.360	1.437
for Vero Air # 235070	684 x 460	XS 4194	1.170	1.226	1.392	1.477
for Vero Air # 235080	784 x 460	XS 4195	1.181	1.243	1.405	1.492
for Vero Air # 235010	984 x 460	XS 4196	1.220	1.292	1.452	1.548
for Vero Air # 235012	1184 x 460	XS 4197	1.279	1.362	1.522	1.625
						
Additional modules Interior system in solid wood, including siphon cut out						
for cabinet widths 584 mm	584	UV 9860	248			
for cabinet widths 684 mm	684	UV 9861	248			
for cabinet widths 784 mm	784	UV 9862	342			
for cabinet widths 984 mm	984	UV 9863	342			
for cabinet widths 1184 mm	1184	UV 9864	412			
Infobox: Space saving siphon # 005076 is recommended / Interior modules can not be retrofitted and are factory installed. / Please specify when ordering: - interior system yes / no - walnut 77 or maple 78						

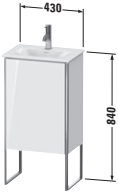
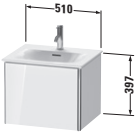
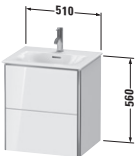
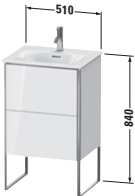
XSquare Design by Kurt Merki Jr.

Description	mm	Model-No.	Euro			
			Pricegroup 1	Pricegroup 2	Pricegroup 3	Pricegroup 4
						
Vanity unit floor-standing 2 pull-out compartments, integrated base frame legs with height adjustment						
for Vero Air # 235050	484 x 460	XS 4472	1.553	1.613	1.786	1.921
for Vero Air # 235060	584 x 460	XS 4473	1.565	1.632	1.799	1.939
for Vero Air # 235070	684 x 460	XS 4474	1.592	1.665	1.831	1.977
for Vero Air # 235080	784 x 460	XS 4475	1.606	1.685	1.847	1.999
for Vero Air # 235010	984 x 460	XS 4476	1.652	1.743	1.899	2.067
for Vero Air # 235012	1184 x 460	XS 4477	1.700	1.803	1.955	2.138
						
Additional modules Interior system in solid wood, without siphon cut out						
for cabinet widths 584 mm	584	UV 9879	350			
for cabinet widths 684 mm	684	UV 9880	350			
for cabinet widths 784 mm	784	UV 9888	398			
for cabinet widths 984 mm	984	UV 9889	492			
for cabinet widths 1184 mm	1184	UV 9890	492			
Infobox: Interior modules can not be retrofitted and are factory installed. / Space saving siphon # 005076 is recommended / Please specify when ordering: - interior system yes / no - walnut 77 or maple 78						
						
Vanity unit wall-mounted compact 1 pull-out compartment						
for Vero Air # 236860	584 x 390	XS 4207	887	936	1.054	1.171
						
Additional modules Interior system in solid wood, without siphon cut out						
for cabinet widths 584 mm	584	UV 9854	194			
Infobox: Space saving siphon # 005076 is recommended / Interior modules can not be retrofitted and are factory installed. / Please specify when ordering: - interior system yes / no - walnut 77 or maple 78						

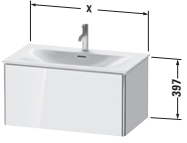
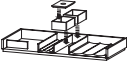
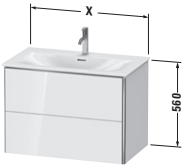

XSquare Design by Kurt Merki Jr.

Description	mm	Model-No.	Euro			
			Pricegroup 1	Pricegroup 2	Pricegroup 3	Pricegroup 4
 <p>Vanity unit wall-mounted compact 2 drawers, upper drawer including cut-out for siphon and siphon cover for Vero Air # 236860</p>	584 x 390	XS 4307	1.140	1.187	1.346	1.432
 <p>Additional modules Interior system in solid wood, including siphon cut out for cabinet widths 584 mm</p>	584	UV 9860	248			
Infobox: Space saving siphon # 005076 is recommended / Interior modules can not be retrofitted and are factory installed. / Please specify when ordering: - interior system yes / no - walnut 77 or maple 78						
 <p>Vanity unit floor-standing compact 2 pull-out compartments, integrated base frame legs with height adjustment for Vero Air # 236860</p>	584 x 390	XS 4478	1.558	1.624	1.752	1.928
 <p>Additional modules Interior system in solid wood, without siphon cut out for cabinet widths 584 mm</p>	584	UV 9879	350			
Infobox: Space saving siphon # 005076 is recommended / Interior modules can not be retrofitted and are factory installed. / Please specify when ordering: - interior system yes / no - walnut 77 or maple 78						
 <p>Vanity unit wall-mounted 1 door for Viu # 073345</p>	430 x 308	XS 4220 L/R	689	730	820	1.034
Infobox: Please specify when ordering: - hinges left (L) / right (R)						

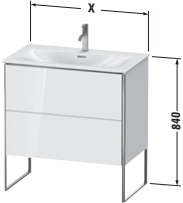
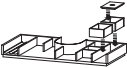
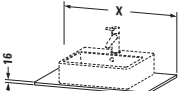
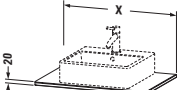
XSquare Design by Kurt Merki Jr.

Description	mm	Model-No.	Euro			
			Pricegroup 1	Pricegroup 2	Pricegroup 3	Pricegroup 4
						
Vanity unit floor-standing 1 door, integrated base frame legs with height adjustment for Viu # 073345	430 x 308	XS 4520 L/R	1.029	1.076	1.184	1.418
Infobox: Please specify when ordering: - hinges left (L) / right (R)						
						
Vanity unit wall-mounted 1 pull-out compartment for Viu # 234453	510 x 418	XS 4221	906	956	1.079	1.187
Infobox: Installation only in combination with space saving siphon (# 005076 is recommended)						
						
Vanity unit wall-mounted 2 drawers, upper drawer including cut-out for siphon and siphon cover for Viu # 234453	510 x 418	XS 4321	1.157	1.206	1.378	1.445
Infobox: Installation only in combination with space saving siphon (# 005076 is recommended)						
						
Vanity unit floor-standing 2 pull-out compartments, upper pull-out compartment including cut-out for siphon and siphon cover, integrated base frame legs with height adjustment for Viu # 234453	510 x 418	XS 4521	1.575	1.636	1.812	1.943
Infobox: Installation only in combination with space saving siphon (# 005076 is recommended)						

XSquare Design by Kurt Merki Jr.

Description	mm	Model-No.	Euro			
			Pricegroup 1	Pricegroup 2	Pricegroup 3	Pricegroup 4
						
Vanity unit wall-mounted						
1 pull-out compartment						
for Viu # 234463	610 x 478	XS 4222	895	948	1.064	1.178
for Viu # 234473	710 x 478	XS 4223	923	985	1.098	1.221
for Viu # 234483	810 x 478	XS 4224	935	990	1.113	1.233
for Viu # 234410	1010 x 478	XS 4225	950	1.021	1.130	1.265
for Viu # 234412	1210 x 478	XS 4226	986	1.067	1.173	1.319
						
Additional modules						
Interior system in solid wood, without siphon cut out						
for cabinet widths 610 mm	610	UV 9776	350			
for cabinet widths 710 mm	710	UV 9710	398			
for cabinet widths 810 mm	810	UV 9777	398			
for cabinet widths 1010 mm	1010	UV 9778	492			
for cabinet widths 1210 mm	1210	UV 9779	492			
Infobox: Installation only in combination with space saving siphon (# 005076 is recommended) / Interior modules can not be retrofitted and are factory installed. / Please specify when ordering: - interior system yes / no - walnut 77 or maple 78						
						
Vanity unit wall-mounted						
2 drawers, upper drawer including cut-out for siphon and siphon cover						
for Viu # 234463	610 x 478	XS 4322	1.193	1.248	1.418	1.619
for Viu # 234473	710 x 478	XS 4323	1.226	1.302	1.458	1.702
for Viu # 234483	810 x 478	XS 4324	1.274	1.363	1.517	1.763
for Viu # 234410	1010 x 478	XS 4325	1.312	1.427	1.562	1.823
for Viu # 234412	1210 x 478	XS 4326	1.364	1.506	1.623	1.903
						
Additional modules						
Interior system in solid wood, including siphon cut out						
for cabinet widths 610 mm	610	UV 9780	248			
for cabinet widths 710 mm	710	UV 9711	342			
for cabinet widths 810 mm	810	UV 9781	342			
for cabinet widths 1010 mm	1010	UV 9782	412			
for cabinet widths 1210 mm	1210	UV 9783	412			
Infobox: Installation only in combination with space saving siphon (# 005076 is recommended) / Interior modules can not be retrofitted and are factory installed. / Please specify when ordering: - interior system yes / no - walnut 77 or maple 78						

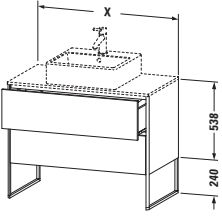
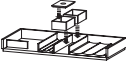
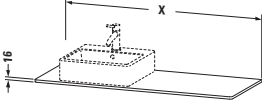
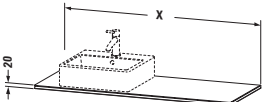
XSquare Design by Kurt Merki Jr.

Description	mm	Model-No.	Euro			
			Pricegroup 1	Pricegroup 2	Pricegroup 3	Pricegroup 4
 <p>Vanity unit floor-standing 2 pull-out compartments, upper pull-out compartment including cut-out for siphon and siphon cover, integrated base frame legs with height adjustement</p>						
for Viu # 234463	610 x 478	XS 4522	1.594	1.672	1.832	1.985
for Viu # 234473	710 x 478	XS 4523	1.614	1.688	1.856	2.001
for Viu # 234483	810 x 478	XS 4524	1.640	1.733	1.886	2.054
for Viu # 234410	1010 x 478	XS 4525	1.682	1.790	1.935	2.123
for Viu # 234412	1210 x 478	XS 4526	1.740	1.859	2.002	2.201
 <p>Additional modules Interior system in solid wood, including siphon cut out</p>						
for cabinet widths 610 mm	610	UV 9780	248			
for cabinet widths 710 mm	710	UV 9711	342			
for cabinet widths 810 mm	810	UV 9781	342			
for cabinet widths 1010 mm	1010	UV 9782	412			
for cabinet widths 1210 mm	1210	UV 9783	412			
<p>Infobox: Installation only in combination with space saving siphon (# 005076 is recommended) / Interior modules can not be retrofitted and are factory installed. / Please specify when ordering: - interior system yes / no - walnut 77 or maple 78</p>						
 <p>Console 1 console with one cut-out, for vanity units for console</p>						
	800 x 550	XS 060D	375	410	492	562
	1000 x 550	XS 060E	398	437	521	633
	1200 x 550	XS 060F	420	464	563	697
 <p>Real wood massive console 1 console with one cut-out, for vanity units for console</p>						
	800 x 550	XS 061D	944			
	1000 x 550	XS 061E	1.100			
	1200 x 550	XS 061F	1.289			

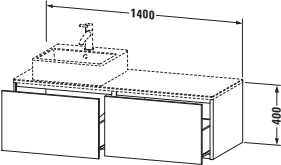
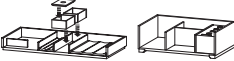
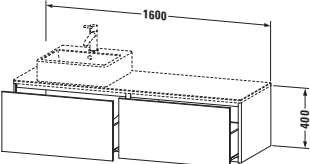
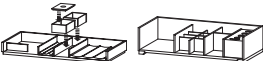
XSquare Design by Kurt Merki Jr.

Description	mm	Model-No.	Euro			
			Pricegroup 1	Pricegroup 2	Pricegroup 3	Pricegroup 4
Vanit unit for console wall-mounted						
1 pull-out compartment						
	800 x 548	XS 4900	1.006	1.072	1.167	1.320
	1000 x 548	XS 4901	1.049	1.123	1.216	1.379
	1200 x 548	XS 4902	1.095	1.181	1.271	1.446
Additional modules						
Interior system in solid wood, without siphon cut out						
for cabinet widths 800 mm	800	UV 9988	398			
for cabinet widths 1000 mm	1000	UV 9869	412			
for cabinet widths 1200 mm	1200	UV 9791	492			
Infobox: Space saving siphon # 005076 is recommended / Console not included in delivery, please order separately / Interior modules can not be retrofitted and are factory installed. / Please specify when ordering: - interior system yes / no - walnut 77 or maple 78 - Model-no. ceramic, please see page 1046-1049						
Vanit unit for console wall-mounted						
2 drawers, upper drawer including cut-out for siphon and siphon cover						
	800 x 548	XS 4910	1.325	1.386	1.510	1.643
	1000 x 548	XS 4911	1.380	1.454	1.572	1.719
	1200 x 548	XS 4912	1.445	1.527	1.647	1.802
Additional modules						
Interior system in solid wood, including siphon cut out						
for cabinet widths 800 mm	800	UV 9972	342			
for cabinet widths 1000 mm	1000	UV 9976	412			
for cabinet widths 1200 mm	1200	UV 9979	412			
Infobox: Space saving siphon # 005076 is recommended / Console not included in delivery, please order separately / Interior modules can not be retrofitted and are factory installed. / Please specify when ordering: - interior system yes / no - walnut 77 or maple 78 - Model-no. ceramic, please see page 1046-1049						

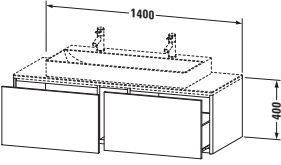
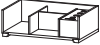
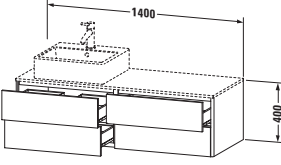
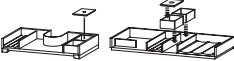
XSquare Design by Kurt Merki Jr.

Description	mm	Model-No.	Euro			
			Pricegroup 1	Pricegroup 2	Pricegroup 3	Pricegroup 4
						
Vanit unit for console floor-standing 2 pull-out compartments, integrated base frame legs with height adjustment						
	800 x 548	XS 4920	1.793	1.885	2.008	2.208
	1000 x 548	XS 4921	1.871	1.978	2.095	2.313
	1200 x 548	XS 4922	1.965	2.084	2.200	2.429
						
Additional modules Interior system in solid wood, without siphon cut out						
for cabinet widths 800 mm	800	UV 9988	398			
for cabinet widths 1000 mm	1000	UV 9869	412			
for cabinet widths 1200 mm	1200	UV 9791	492			
Infobox: Space saving siphon # 005076 is recommended / Console not included in delivery, please order separately / Interior modules can not be retrofitted and are factory installed. / Please specify when ordering: - interior system yes / no - walnut 77 or maple 78 - Model-no. ceramic, please see page 1046-1049						
						
Console for vanity units for console						
1 countertop with one cut-out left, right or central	1400 x 550	XS 060G L/R/M	455	501	619	753
1 countertop with one cut-out left or right	1600 x 550	XS 060H L/R	490	542	666	814
Infobox: Please specify when ordering: - Position of bowl						
						
Real wood massive console for vanity units for console						
1 countertop with one cut-out left, right or central	1400 x 550	XS 061G L/R/M	1.427			
1 countertop with one cut-out left or right	1600 x 550	XS 061H L/R	1.672			
Infobox: Please specify when ordering: - Position of bowl						

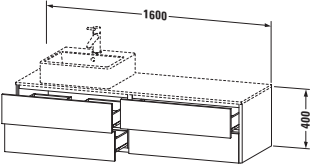
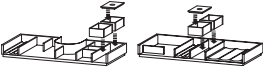
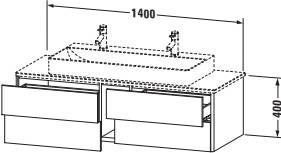
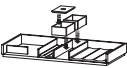
XSquare Design by Kurt Merki Jr.

Description	mm	Model-No.	Euro			
			Pricegroup 1	Pricegroup 2	Pricegroup 3	Pricegroup 4
 <p>Vanit unit for console wall-mounted 2 pull-out compartments</p>	1400 x 548	XS 4903 L/R	1.481	1.581	1.719	1.914
 <p>Additional modules Interior system in solid wood, without siphon cut out</p>						
for cabinet widths 700 mm, under ceramics	700	UV 9724 L/R	398			
for cabinet widths 700 mm, beside ceramics	700	UV 9740 L/R	194			
for cabinet widths 700 mm	700	UV 9732 B	592			
<p>Infobox: Space saving siphon # 005076 is recommended / Console not included in delivery, please order separately / Interior modules can not be retrofitted and are factory installed. / Please specify when ordering:</p> <ul style="list-style-type: none"> - interior system yes / no - position interior system left (L) , right (R) or both (B) ways - walnut 77 or maple 78 - L/R = Washbasin left or right possible - Model-no. ceramic, please see page 1046-1049 						
 <p>Vanit unit for console wall-mounted 2 pull-out compartments</p>	1600 x 548	XS 4904 L/R	1.549	1.651	1.796	1.988
 <p>Additional modules Interior system in solid wood, without siphon cut out</p>						
for cabinet widths 800 mm, under ceramics	800	UV 9725 L/R	398			
for cabinet widths 800 mm, beside ceramics	800	UV 9730 L/R	325			
for cabinet widths 800 mm	800	UV 9731 B	723			
<p>Infobox: Space saving siphon # 005076 is recommended / Console not included in delivery, please order separately / Interior modules can not be retrofitted and are factory installed. / Please specify when ordering:</p> <ul style="list-style-type: none"> - interior system yes / no - position interior system left (L) , right (R) or both (B) ways - walnut 77 or maple 78 - L/R = Washbasin left or right possible - Model-no. ceramic, please see page 1046-1049 						

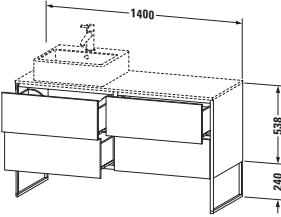
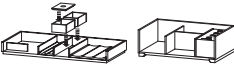
XSquare Design by Kurt Merki Jr.

Description	mm	Model-No.	Euro	Euro	Euro	Euro
			Pricegroup 1	Pricegroup 2	Pricegroup 3	Pricegroup 4
 <p>Vanit unit for console wall-mounted 2 pull-out compartments for Vero Air # 2350100026, # 2350120026, for Vero Air # 2350100072, # 2350120072, for DuraSquare # 2353100072</p>	1400 x 548	XS 4905 M	1.553	1.651	1.801	1.991
 <p>Additional modules Interior system in solid wood, without siphon cut out for cabinet widths 700 mm for cabinet widths 700 mm</p>	700 700	UV 9723 L/R UV 9733 B	194 388			
<p>Infobox: Space saving siphon # 005076 is recommended / Console not included in delivery, please order separately / for console # XS060G, XS061G / Interior modules can not be retrofitted and are factory installed. / Please specify when ordering:</p> <ul style="list-style-type: none"> - interior system yes / no - position interior system left (L) , right (R) or both (B) ways - walnut 77 or maple 78 						
 <p>Vanit unit for console wall-mounted 4 drawers, upper drawer under the ceramics including cut-out for siphon and siphon cover</p>	1400 x 548	XS 4913 L/R	1.949	2.042	2.221	2.385
 <p>Additional modules Interior system in solid wood for cabinet widths 700 mm, including siphon cut out , under ceramics for cabinet widths 700 mm, without siphon cut out , beside ceramics for cabinet widths 700 mm</p>	700 700 700	UV 9726 L/R UV 9741 L/R UV 9734 B	248 398 646			
<p>Infobox: Space saving siphon # 005076 is recommended / Console not included in delivery, please order separately / Interior modules can not be retrofitted and are factory installed. / Please specify when ordering:</p> <ul style="list-style-type: none"> - interior system yes / no - position interior system left (L) , right (R) or both (B) ways - walnut 77 or maple 78 - L/R = Washbasin left or right possible - Model-no. ceramic, please see page 1046-1049 						

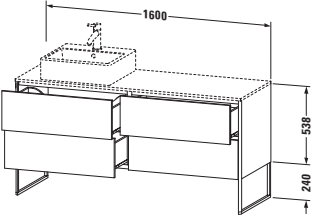
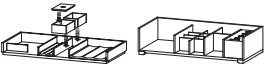
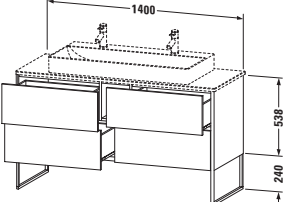
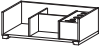
XSquare Design by Kurt Merki Jr.

Description	mm	Model-No.	Euro			
			Pricegroup 1	Pricegroup 2	Pricegroup 3	Pricegroup 4
 <p>Vanit unit for console wall-mounted 4 drawers, upper drawer under the ceramics including cut-out for siphon and siphon cover</p>	1600 x 548	XS 4914 L/R	2.039	2.138	2.324	2.480
 <p>Additional modules Interior system in solid wood for cabinet widths 800 mm, including siphon cut out , under ceramics 800</p>		UV 9727 L/R	342			
<p>for cabinet widths 800 mm, without siphon cut out , beside ceramics 800</p>		UV 9742 L/R	398			
<p>for cabinet widths 800 mm, including siphon cut out 800</p>		UV 9735 B	740			
<p>Infobox: Space saving siphon # 005076 is recommended / Console not included in delivery, please order separately / Interior modules can not be retrofitted and are factory installed. / Please specify when ordering:</p> <ul style="list-style-type: none"> - interior system yes / no - position interior system left (L) , right (R) or both (B) ways - walnut 77 or maple 78 - L/R = Washbasin left or right possible - Model-no. ceramic, please see page 1046-1049 						
 <p>Vanit unit for console wall-mounted 4 drawers for Vero Air # 2350100026, # 2350120026, for Vero Air # 2350100072, # 2350120072, for DuraSquare # 2353100072</p>	1400 x 548	XS 4915 M	2.043	2.134	2.329	2.480
 <p>Additional modules Interior system in solid wood, without siphon cut out for cabinet widths 700 mm</p>	700	UV 9738 L/R	350			
<p>for cabinet widths 700 mm</p>	700	UV 9739 B	700			
<p>Infobox: Space saving siphon # 005076 is recommended / Console not included in delivery, please order separately / for console # XS060G, XS061G / Interior modules can not be retrofitted and are factory installed. / Please specify when ordering:</p> <ul style="list-style-type: none"> - interior system yes / no - position interior system left (L) , right (R) or both (B) ways - walnut 77 or maple 78 						

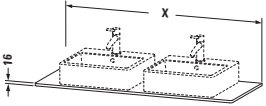
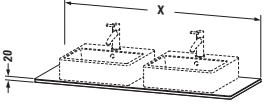
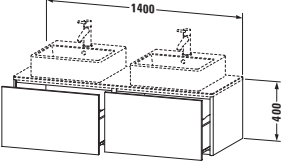
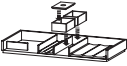
XSquare Design by Kurt Merki Jr.

Description	mm	Model-No.	Euro			
			Pricegroup 1	Pricegroup 2	Pricegroup 3	Pricegroup 4
 <p>Vanit unit for console floor-standing 4 pull-out compartments, integrated base frame legs with height adjustment</p>	1400 x 548	XS 4923 L/R	2.646	2.781	2.963	3.210
 <p>Additional modules Interior system in solid wood, without siphon cut out for cabinet widths 700 mm, under ceramics</p>	700	UV 9724 L/R	398			
for cabinet widths 700 mm, beside ceramics	700	UV 9740 L/R	194			
for cabinet widths 700 mm	700	UV 9732 B	592			
<p>Infobox: Space saving siphon # 005076 is recommended / Console not included in delivery, please order separately / Interior modules can not be retrofitted and are factory installed. / Please specify when ordering:</p> <ul style="list-style-type: none"> - interior system yes / no - position interior system left (L) , right (R) or both (B) ways - walnut 77 or maple 78 - L/R = Washbasin left or right possible - Model-no. ceramic, please see page 1046-1049 						

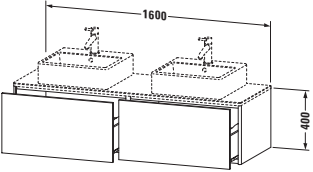
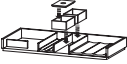
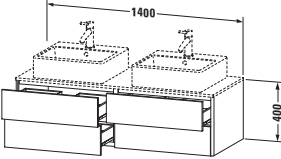
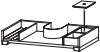
XSquare Design by Kurt Merki Jr.

Description	mm	Model-No.	Euro			
			Pricegroup 1	Pricegroup 2	Pricegroup 3	Pricegroup 4
 <p>Vanit unit for console floor-standing 4 pull-out compartments, integrated base frame legs with height adjustment</p>						
	1600 x 548	XS 4924 L/R	2.771	2.914	3.103	3.341
 <p>Additional modules Interior system in solid wood, without siphon cut out for cabinet widths 800 mm, under ceramics</p>	800	UV 9725 L/R	398			
for cabinet widths 800 mm, beside ceramics	800	UV 9730 L/R	325			
for cabinet widths 800 mm	800	UV 9731 B	723			
Infobox: Space saving siphon # 005076 is recommended / Console not included in delivery, please order separately / Interior modules can not be retrofitted and are factory installed. / Please specify when ordering: - interior system yes / no - position interior system left (L) , right (R) or both (B) ways - walnut 77 or maple 78 - L/R = Washbasin left or right possible - Model-no. ceramic, please see page 1046-1049						
 <p>Vanit unit for console floor-standing 4 pull-out compartments, integrated base frame legs with height adjustment</p>						
for Vero Air # 2350100026, # 2350120026, for Vero Air # 2350100072, # 2350120072, for DuraSquare # 2353100072	1400 x 548	XS 4925 M	2.775	2.903	3.108	3.335
 <p>Additional modules Interior system in solid wood, without siphon cut out for cabinet widths 700 mm</p>	700	UV 9723 L/R	194			
for cabinet widths 700 mm	700	UV 9733 B	388			
Infobox: Space saving siphon # 005076 is recommended / Console not included in delivery, please order separately / for console # XS060G, XS061G / Interior modules can not be retrofitted and are factory installed. / Please specify when ordering: - interior system yes / no - position interior system left (L) , right (R) or both (B) ways - walnut 77 or maple 78						

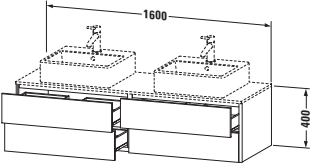
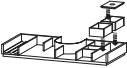
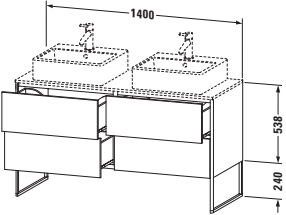
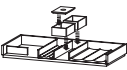
XSquare Design by Kurt Merki Jr.

Description	mm	Model-No.	Euro			
			Pricegroup 1	Pricegroup 2	Pricegroup 3	Pricegroup 4
						
Console						
1 console with two cut-outs, for vanity units for console						
	1400 x 550	XS 063G B	482	531	655	805
	1600 x 550	XS 063H B	518	573	704	868
						
Real wood massive console						
1 console with two cut-outs, for vanity units for console						
	1400 x 550	XS 064G B	1.452			
	1600 x 550	XS 064H B	1.699			
						
Vanit unit for console wall-mounted						
2 pull-out compartments						
	1400 x 548	XS 4906 B	1.523	1.624	1.736	1.956
						
Additional modules						
Interior system in solid wood, without siphon cut out for cabinet widths 700 mm, under ceramics	700	UV 9724 L/R	398			
for cabinet widths 700 mm	700	UV 9728 B	796			
Infobox: Space saving siphon # 005076 is recommended / Console not included in delivery, please order separately / Interior modules can not be retrofitted and are factory installed. / Please specify when ordering: <ul style="list-style-type: none"> - interior system yes / no - position interior system left (L) , right (R) or both (B) ways - walnut 77 or maple 78 - Model-no. ceramic, please see page 1046-1049 						

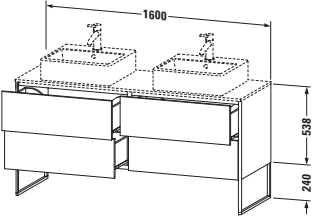
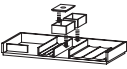
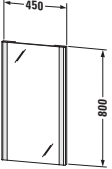
XSquare Design by Kurt Merki Jr.

Description	mm	Model-No.	Euro			
			Pricegroup 1	Pricegroup 2	Pricegroup 3	Pricegroup 4
						
Vanit unit for console wall-mounted 2 pull-out compartments	1600 x 548	XS 4907 B	1.589	1.692	1.813	2.029
						
Additional modules Interior system in solid wood, without siphon cut out for cabinet widths 800 mm, under ceramics	800	UV 9725 L/R	398			
for cabinet widths 800 mm	800	UV 9729 B	796			
Infobox: Space saving siphon # 005076 is recommended / Console not included in delivery, please order separately / Interior modules can not be retrofitted and are factory installed. / Please specify when ordering: - interior system yes / no - position interior system left (L) , right (R) or both (B) ways - walnut 77 or maple 78 - Model-no. ceramic, please see page 1046-1049						
						
Vanit unit for console wall-mounted 4 drawers upper drawer including cut-out for siphon and siphon cover	1400 x 548	XS 4916 B	2.003	2.096	2.244	2.437
						
Additional modules Interior system in solid wood for cabinet widths 700 mm, including siphon cut out , under ceramics	700	UV 9726 L/R	248			
for cabinet widths 700 mm, including siphon cut out	700	UV 9736 B	496			
Infobox: Space saving siphon # 005076 is recommended / Console not included in delivery, please order separately / Interior modules can not be retrofitted and are factory installed. / Please specify when ordering: - interior system yes / no - position interior system left (L) , right (R) or both (B) ways - walnut 77 or maple 78 - Model-no. ceramic, please see page 1046-1049						

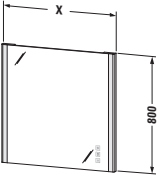
XSquare Design by Kurt Merki Jr.

Description	mm	Model-No.	Euro			
			Pricegroup 1	Pricegroup 2	Pricegroup 3	Pricegroup 4
 <p>Vanit unit for console wall-mounted 4 drawers upper drawer including cut-out for siphon and siphon cover</p>	1600 x 548	XS 4917 B	2.092	2.188	2.343	2.530
 <p>Additional modules Interior system in solid wood for cabinet widths 800 mm, including siphon cut out , under ceramics 800</p>		UV 9727 L/R	342			
Interior system in solid wood for cabinet widths 800 mm, including siphon cut out	800	UV 9737 B	684			
<p>Infobox: Space saving siphon # 005076 is recommended / Console not included in delivery, please order separately / Interior modules can not be retrofitted and are factory installed. / Please specify when ordering:</p> <ul style="list-style-type: none"> - interior system yes / no - position interior system left (L) , right (R) or both (B) ways - walnut 77 or maple 78 - Model-no. ceramic, please see page 1046-1049 						
 <p>Vanit unit for console floor-standing 4 pull-out compartments, integrated base frame legs with height adjustment</p>	1400 x 548	XS 4926 B	2.716	2.852	3.042	3.278
 <p>Additional modules Interior system in solid wood, without siphon cut out for cabinet widths 700 mm, under ceramics</p>	700	UV 9724 L/R	398			
Interior system in solid wood, without siphon cut out for cabinet widths 700 mm	700	UV 9728 B	796			
<p>Infobox: Space saving siphon # 005076 is recommended / Console not included in delivery, please order separately / Interior modules can not be retrofitted and are factory installed. / Please specify when ordering:</p> <ul style="list-style-type: none"> - interior system yes / no - position interior system left (L) , right (R) or both (B) ways - walnut 77 or maple 78 - Model-no. ceramic, please see page 1046-1049 						

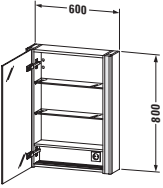
XSquare Design by Kurt Merki Jr.

Description	mm	Model-No.	Euro			
			Pricegroup 1	Pricegroup 2	Pricegroup 3	Pricegroup 4
 <p>Vanit unit for console floor-standing 4 pull-out compartments, integrated base frame legs with height adjustment</p>	1600 x 548	XS 4927 B	2.842	2.984	3.183	3.407
 <p>Additional modules Interior system in solid wood, without siphon cut out for cabinet widths 800 mm, under ceramics</p>	800	UV 9725 L/R	398			
for cabinet widths 800 mm	800	UV 9729 B	796			
<p>Infobox: Space saving siphon # 005076 is recommended / Console not included in delivery, please order separately / Interior modules can not be retrofitted and are factory installed. / Please specify when ordering:</p> <ul style="list-style-type: none"> - interior system yes / no - position interior system left (L) , right (R) or both (B) ways - Model-no. ceramic, please see page 1046-1049 - walnut 77 or maple 78 						
 <p>Mirror with lighting IP 44, LED dual light fields, LED dimming function, 1 sensor switch bottom right, LED (lifespan > 30.000 hours), LED module fixed install, Energy class: A+ LED module 3500 Kelvin light colour, 26 W</p>	450 x 33	XS 7010	974			
<p>Infobox: Distance between sensor and reflecting surfaces = minimum 75 mm / on/off function also with push bottom switch possible</p>						

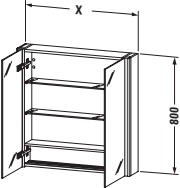
XSquare Design by Kurt Merki Jr.

Description	mm	Model-No.	Euro			
			Pricegroup 1	Pricegroup 2	Pricegroup 3	Pricegroup 4
						
Mirror with lighting						
IP 44, LED dual light fields, 24 W, LED ambient light (top and bottom), 15-45 W, LED dimming function, defog system with Auto-Off function, Continuous, synchronous adjustment of the light colour for direct and ambient light, Dimming function and adjustment of the light colour with memory effect, Touchless panel operating unit, LED (lifespan > 30.000 hours), LED module fixed install, Energy class: A+						
LED module 2700 - 6500 Kelvin light colour, 46 W	600 x 33	XS 7011	1.428			
LED module 2700 - 6500 Kelvin light colour, 52 W	800 x 33	XS 7012	1.467			
LED module 2700 - 6500 kelvin light colour, 60 W	1000 x 33	XS 7013	1.585			
LED module 2700-6500 Kelvin light colour, 66 W	1200 x 33	XS 7014	1.778			
LED module 2700 - 6500 Kelvin light colour, 70 W	1300 x 33	XS 7015	1.827			
LED module 2700 - 6500 Kelvin light colour, 74 W	1400 x 33	XS 7016	1.864			
LED module 2700 - 6500 Kelvin light colour, 80 W	1600 x 33	XS 7017	1.985			
<div style="border: 1px solid black; padding: 2px;"> Infobox: on/off function also with push bottom switch possible </div>						

XSquare Design by Kurt Merki Jr.

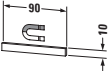

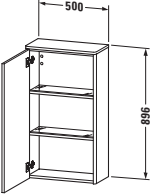
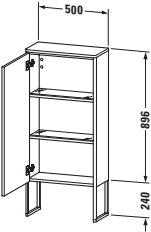
Description	mm	Model-No.	Euro			
			Pricegroup 1	Pricegroup 2	Pricegroup 3	Pricegroup 4
 <p>Mirror cabinet IP 44, LED dual light fields, 1 mirror door, 2 glass shelves (clear glass), 1 wooden shelf, integrated waveboard for small parts, back panel inside mirror glass, 1 socket unit inside right, LED light for washbasin area, 1 sensor switch bottom right, LED dimming function, LED (lifespan > 30.000 hours), LED module fixed install, Energy class: A+ LED module 3500 Kelvin light colour, 29 W</p>	600 x 156	XS 7111 L/R	1.822	1.879	1.913	2.027

Infobox: Distance between sensor and reflecting surfaces = minimum 75 mm / Please specify when ordering:
 - hinges left (L) / right (R)

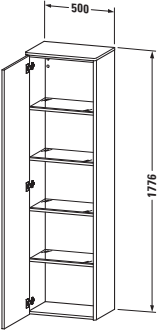
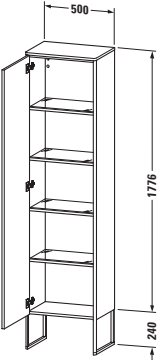
 <p>Mirror cabinet IP 44, LED dual light fields, 2 mirror doors, 2 glass shelves (clear glass), 1 wooden shelf, integrated waveboard for small parts, back panel inside mirror glass, 1 socket unit inside right, LED light for washbasin area, 1 sensor switch bottom right, LED dimming function, LED (lifespan > 30.000 hours), LED module fixed install, Energy class: A+ LED module 3500 Kelvin light colour, 29 W</p>	800 x 156	XS 7112	1.928	1.976	2.024	2.125
<p>LED module 3500 Kelvin light colour, 29 W</p>	1000 x 156	XS 7113	1.998	2.056	2.098	2.210
<p>LED module 3500 Kelvin light colour, 29 W</p>	1200 x 156	XS 7114	2.219	2.279	2.329	2.453

Infobox: Distance between sensor and reflecting surfaces = minimum 75 mm

XSquare Design by Kurt Merki Jr.

Description	mm	Model-No.	Euro			
			Pricegroup 1	Pricegroup 2	Pricegroup 3	Pricegroup 4
 <p>Magnetic strip in polished stainless steel</p>	90 x 5	UV 9709	54			
Infobox: The magnetic strip can be applied individually to the body, back side or mirror door by using a mirror adhesive tape. Please consider the decrease of respective storage space during installation.						
 <p>Box for mirror cabinet</p>						
Box with cover	100 x 160	XS 9948	136			
Infobox: Please specify when ordering: - walnut 77 or maple 78						
 <p>Semi-tall cabinet</p>						
1 door, 2 glass shelves with aluminium brackets	500 x 236	XS 1303 L/R	988	1.090	1.373	1.666
Infobox: Please keep 20 mm space to the wall / In case of extension to furniture a space of 20 mm is necessary / Please specify when ordering: - hinges left (L) / right (R)						
 <p>Semi-tall cabinet floor-standing</p>						
1 door, 2 glass shelves with aluminium brackets, integrated base frame legs with height adjustment	500 x 236	XS 1304 L/R	1.346	1.447	1.735	2.022
Infobox: Please keep 20 mm space to the wall / In case of extension to furniture a space of 20 mm is necessary / Please specify when ordering: - hinges left (L) / right (R)						

XSquare Design by Kurt Merki Jr.

Description	mm	Model-No.	Euro			
			Pricegroup 1	Pricegroup 2	Pricegroup 3	Pricegroup 4
 <p>Tall cabinet 1 door, 4 glass shelves with alu carrier system</p>	500 x 356	XS 1313 L/R	1.439	1.634	2.173	2.440
Infobox: Please keep 20 mm space to the wall / In case of extension to furniture a space of 20 mm is necessary / Please specify when ordering: - hinges left (L) / right (R)						
 <p>Tall cabinet floor-standing 1 door, 4 glass shelves with alu carrier system, integrated base frame legs with height adjustement</p>	500 x 356	XS 1314 L/R	1.757	1.951	2.495	2.758
Infobox: Please keep 20 mm space to the wall / In case of extension to furniture a space of 20 mm is necessary / Please specify when ordering: - hinges left (L) / right (R)						

Product information

Front Body Console	Decor Pricegroup 1	07 Concrete Grey Matt 16 Black Oak 18 White Matt 21 Walnut Dark 30 Natural Oak 35 Oak Terra 43 Basalt Matt 49 Graphite Matt 53 Chestnut Dark 79 Natural Walnut 91 Taupe	Front: High-compressed three-ply chipboard, directly coated with melamine resin decor on both sides. Underside console: (57) Black Diamond. Body: High-compressed three-ply chipboard, pressed with laminate (HPL) on both sides. Inner surface Black Diamond (57). Edge material: ABS-edges
	Decor Pricegroup 2	22 White High Gloss 75 Linen	Front: High-compressed three-ply chipboard, pressed with laminate (HPL) on both sides. Body: High-compressed three-ply chipboard, pressed with laminate (HPL) on both sides. Inner surface Black Diamond (57). Edge material: ABS-edges
	Decor Pricegroup 3	80 Graphite Super Matt	Front: High-compressed three-ply chipboard. Both sides pressed with lacquered laminate (HPL). Body: High-compressed three-ply chipboard. Both sides pressed with lacquered laminate (HPL). Inner surface Black diamond (57). Underside console: (57) Black Diamond. Edge material: ABS edges
	Real wood veneer Pricegroup 3	11 Cashmere Oak 12 Brushed Oak 13 American Walnut 69 Brushed Walnut 71 Mediterrane Eiche 72 Brushed Dark Oak	Front: High-compressed three-ply chipboard, pressed with real wood veneer on both sides. Body: High-compressed three-ply chipboard, pressed with real wood veneer on one side and laminate (HPL) on the other side. Laminate (HPL) in Black Diamond (57). Edge material: ABS-edges Real wood veneer is a natural material, differences in colour and structure may occur.
	Lacquer Pricegroup 4	38 Dolomiti Grey High Gloss 40 Black High Gloss 85 White High Gloss 86 Cappuccino High Gloss 89 Flannel Grey High Gloss 90 Flannel Grey Satin Matt	Front: High-compressed MDF board multilayered lacquered. Inner surface directly coated with melamine resin decor in Black Diamond (57). Body: High-compressed MDF board multilayered lacquered. Inner surface directly coated with melamine resin decor in Black Diamond (57). Edge material: ABS-edges (lacquered).

Mirror with lighting

Sensor-version:
 LED light technology, 3500 Kelvin light colour. Sensor switch bottom right for on / off function. Inclusive LED dimming function with memory effect. Defog system optional orderable (starting at width 600 mm). Starting at width 1320 mm additional with ambient light on the top.

Icon-version:
 LED light technology, continuous, synchronous adjustment of the light colour (2700 - 6500 Kelvin) for direct and ambient light incl. memory effect. Inclusive defog system. Touchless panel operating unit on the mirror surface with 3 vertical icons.



Icon 1 (top): On / Off incl. dimming function for direct light on both sides.



Icon 2 (middle): On / Off incl. dimming function for ambient light on the top and below.



Icon 3 (below): On / Off defog system incl. Auto-Off after 60 minutes.

Icon 1 + Icon 2 operated together and hold: Synchronous adjustment of the light colour between 2700 - 6500 Kelvin.

Product information
Mirror cabinet with lighting
Sensor-version:

LED light technology, 3500 Kelvin light colour. Sensor switch bottom right for on / off function. Inclusive LED dimming function with memory effect. Back panel inside mirror glass. Integrated waveboard for small parts.

Icon-version:

LED light technology, continuous, synchronous adjustment of the light colour (2700 - 6500 Kelvin) for direct and ambient light incl. memory effect. Touchless panel operating unit on the right mirrored body side with 2 vertical icons. LED interior lighting (3500 Kelvin). On / Off function by opening or closing the mirror doors through integrated sensor. Back panel inside mirror glass. Integrated waveboard for small parts.



Icon 1 (top): On / Off incl. dimming function for direct light on both sides.



Icon 2 (middle): On / Off incl. dimming function for ambient light on the top and below.

Icon 1 + Icon 2 operated together and hold: Synchronous adjustment of the light colour between 2700 - 6500 Kelvin.

Lateral profile mirror, mirror cabinet, vanity unit, tall cabinet, semi-tall cabinet	B1 Champagne Matt B2 Black Matt	Anodized aluminium
Metal console incl. frame for glass insert	B1 Champagne Matt B2 Black Matt	Anodized aluminium
Glass insert for metal console	10 Apricot Pearl 40 Black 85 White 89 Flannel Grey	Safety glass
Extension mechanism	handleless	Tip-on fitting including self-closing. Automatic opening by conscious contact.
Interior system	Real Wood Massive Pricegroup 1 77 Amer. Walnut Solid Wood 78 Maple Solid Wood	The interior system with a material mix in acryl glass and solid wood is available in maple or walnut. There is an individually designed interior system for each cabinet width between 584 - 1280 mm. Each size of the cabinet has an individual layout of the interior system to use the optimum storage space. The box cover plus the small and big wave have a special anti-slip lacquer.
Interior element mirror cabinet # XV 9948	Real Wood Massive Pricegroup 1 77 Amer. Walnut Solid Wood 78 Maple Solid Wood	Material mix out of massive wood (maple or walnut) and acrylic glass incl. cover in grey.
Magnetic strip mirror cabinet # UV 9709		Magnetic fixing bar inside the mirror cabinet as bracket for metallic bathroom accessoires.
Pinth leg # XV 9714	B1 Champagne Matt	Anodized aluminium
Pinth leg # XV 9715	B2 Black Matt	Anodized aluminium
Defogger (Optional at Sensor-version) (Standard at Icon-version)		With this system there will be no mist on a defined mirror area. Defogger activation coincides with switching on and off of the mirror's light. If the mirror is already misted up (defogger off) it takes about 5 minutes for demisting. Auto-Off function after 60 minutes. 1 piece defogger 200 x 400 mm for mirror size 620 mm (centred) 1 piece defogger 400 x 400 mm for mirror size 820 and 1020 mm (centred) 1 piece defogger 600 x 400 mm for mirror size 1220 mm (centred) 2 pieces defogger 400 x 400 mm for mirror size 1320 mm / 1420 mm / 1620 mm (1 x left / 1 x right) 2 pieces defogger 600 x 400 mm for mirror size 1820 und 2020 mm (1 x left / 1 x right)

XViu Design by sieger design

Order example



XViu

Furniture washbasin c-bonded with vanity unit
floor-standing

Interior system

Mirror cabinet

Interior element for mirror cabinet

Tall cabinet floor-standing

72 Brushed Dark Oak

B2 Profile Black Matt

P Frame same colour than profile

78 Maple Solid Wood

B2 Profile Black Matt

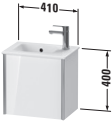
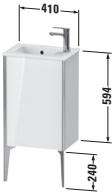
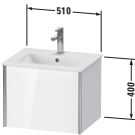

78 Maple Solid Wood

72 Brushed Dark Oak

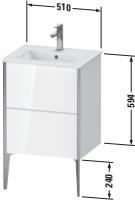


B2 Profile Black Matt

Description	Remark	Quantity	Model-No.
1 Furniture washbasin c-bonded with vanity unit floor-standing	Width 800 mm	1	# XV 4710 E B2 72 P
Interior system		1	# UV 9972 0 78 78
2 Plinth leg for vanity unit	Black Matt	1	# XV 9715 0 00 00
3 Mirror cabinet with LED lighting	Width 800 mm	1	# XV 7142 0 B2 B2
Interior element for mirror cabinet		2	# XV 9948 0 78 78
Magnetic strip for mirror cabinet		1	# UV 9709 0 00 00
4 Tall cabinet floor-standing with glass door	Height 1.770 mm	1	# XV 1376 L B2 72
5 Plinth leg for tall cabinet	Black Matt	1	# XV 9715 0 00 00
F 2-hole electronic basin mixer with plug-in power supply M		1	# D11100 0070 10

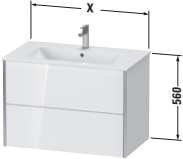

XViu Design by sieger design

Description	mm	Model-No.	Euro			
			Pricegroup 1	Pricegroup 2	Pricegroup 3	Pricegroup 4
 <p>Vanity unit wall-mounted 1 door for ME by Starck # 072343</p>	410 x 290	XV 4024 L/R	555	615	729	898
Infobox: Please specify when ordering: - hinges left (L) / right (R) - Surface of the lateral aluminum profile, please see page 982						
 <p>Vanity unit floor-standing 1 door for ME by Starck # 072343</p>	410 x 290	XV 4480 L/R	633	730	928	1.018
Infobox: Legs are recommended / Legs not included in delivery, please order separately / Please specify when ordering: - hinges left (L) / right (R) - Surface of the lateral aluminum profile, please see page 982 - Leg variant, please see page 1025						
 <p>Vanity unit wall-mounted 1 pull-out compartment for ME by Starck # 233653</p>	510 x 420	XV 4215	971	1.059	1.186	1.620
Infobox: Installation only in combination with space saving siphon (# 005076 is recommended) / Please specify when ordering: - Surface of the lateral aluminum profile, please see page 982						
 <p>Vanity unit wall-mounted 2 drawers, upper drawer including cut-out for siphon and siphon cover for ME by Starck # 233653</p>	510 x 420	XV 4315	1.226	1.321	1.484	2.036
Infobox: Installation only in combination with space saving siphon (# 005076 is recommended) / Please specify when ordering: - Surface of the lateral aluminum profile, please see page 982						

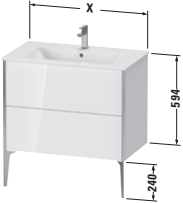


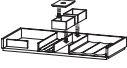
XViu Design by sieger design

Description	mm	Model-No.	Euro			
			Pricegroup 1	Pricegroup 2	Pricegroup 3	Pricegroup 4
						
Vanity unit floor-standing 2 pull-out compartments, upper pull-out compartment including cut-out for siphon and siphon cover for ME by Starck # 233653	510 x 420	XV 4459	1.259	1.404	1.555	2.256
Infobox: Installation only in combination with space saving siphon (# 005076 is recommended) / Legs are recommended / Legs not included in delivery, please order separately / Please specify when ordering: - Surface of the lateral aluminum profile, please see page 982 - Leg variant, please see page 1025						
						
Vanity unit wall-mounted 1 pull-out compartment						
for ME by Starck # 233663	610 x 480	XV 4025	990	1.066	1.215	1.643
for ME by Starck # 233683, 234583, 234683	810 x 480	XV 4026	1.018	1.105	1.265	1.671
for ME by Starck # 233610	1010 x 480	XV 4027	1.052	1.149	1.325	1.749
for ME by Starck # 233612, 236112	1210 x 480	XV 4028	1.089	1.194	1.411	1.825
						
Additional modules Interior system in solid wood, without siphon cut out						
for cabinet widths 610 mm	610	UV 9776	350			
for cabinet widths 810 mm	810	UV 9777	398			
for cabinet widths 1010 mm	1010	UV 9778	492			
for cabinet widths 1210 mm	1210	UV 9779	492			
Infobox: Installation only in combination with space saving siphon (# 005076 is recommended) / Interior modules can not be retrofitted and are factory installed. / Please specify when ordering: - interior system yes / no - walnut 77 or maple 78 - Surface of the lateral aluminum profile, please see page 982						


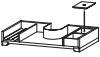
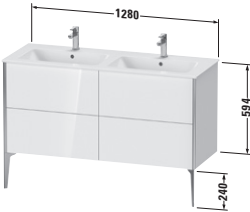
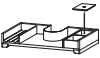
XViu Design by sieger design

Description	mm	Model-No.	Euro			
			Pricegroup 1	Pricegroup 2	Pricegroup 3	Pricegroup 4
						
Vanity unit wall-mounted						
2 drawers,						
upper drawer including cut-out for siphon						
and siphon cover						
for ME by Starck # 233663	610 x 480	XV 4125	1.239	1.348	1.526	2.168
for ME by Starck # 233683	810 x 480	XV 4126	1.271	1.400	1.613	2.229
for ME by Starck # 233610	1010 x 480	XV 4127	1.305	1.458	1.709	2.295
for ME by Starck # 233612, 236112	1210 x 480	XV 4128	1.358	1.529	1.821	2.367
						
Additional modules						
Interior system in solid wood,						
including siphon cut out						
for cabinet widths 610 mm	610	UV 9780	248			
for cabinet widths 810 mm	810	UV 9781	342			
for cabinet widths 1010 mm	1010	UV 9782	412			
for cabinet widths 1210 mm	1210	UV 9783	412			
Infobox: Installation only in combination with space saving siphon (# 005076 is recommended) / Interior modules can not be retrofitted and are factory installed. / Please specify when ordering: - interior system yes / no - walnut 77 or maple 78 - Surface of the lateral aluminum profile, please see page 982						

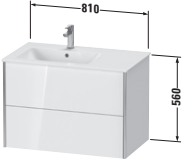
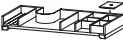
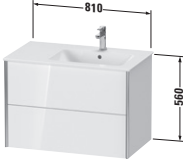

XViu Design by sieger design

Description	mm	Model-No.	Euro			
			Pricegroup 1	Pricegroup 2	Pricegroup 3	Pricegroup 4
 <p>Vanity unit floor-standing 2 pull-out compartments, upper pull-out compartment including cut-out for siphon and siphon cover</p>						
for ME by Starck # 233663	610 x 480	XV 4481	1.282	1.422	1.602	2.290
for ME by Starck # 233683	810 x 480	XV 4482	1.327	1.471	1.690	2.351
for ME by Starck # 233610	1010 x 480	XV 4483	1.366	1.526	1.792	2.418
for ME by Starck # 233612, 236112	1210 x 480	XV 4484	1.407	1.584	1.894	2.496
 <p>Additional modules Interior system in solid wood, including siphon cut out</p>						
for cabinet widths 610 mm	610	UV 9780	248			
for cabinet widths 810 mm	810	UV 9781	342			
for cabinet widths 1010 mm	1010	UV 9782	412			
for cabinet widths 1210 mm	1210	UV 9783	412			
<p>Infobox: Installation only in combination with space saving siphon (# 005076 is recommended) / Interior modules can not be retrofitted and are factory installed. / Legs are recommended / Legs not included in delivery, please order separately / Please specify when ordering:</p> <ul style="list-style-type: none"> - interior system yes / no - walnut 77 or maple 78 - Surface of the lateral aluminum profile, please see page 982 - Leg variant, please see page 1025 						
 <p>Vanity unit wall-mounted 2 pull-out compartments</p>						
for ME by Starck # 233613	1280 x 480	XV 4029	1.574	1.640	1.941	2.213
 <p>Additional modules Interior system in solid wood, without siphon cut out</p>						
for cabinet widths 640 mm	640	UV 9785 L/R	350			
for cabinet widths 640 mm	640	UV 9786 B	700			
<p>Infobox: Installation only in combination with space saving siphon (# 005076 is recommended) / Interior modules can not be retrofitted and are factory installed. / Please specify when ordering:</p> <ul style="list-style-type: none"> - interior system yes / no - position interior system left (L) , right (R) or both (B) ways - walnut 77 or maple 78 - Surface of the lateral aluminum profile, please see page 982 						

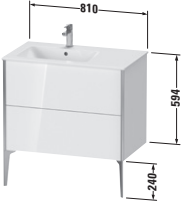

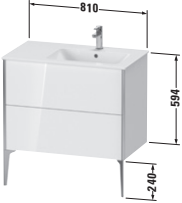

XViu Design by sieger design

Description	mm	Model-No.	Euro	Euro	Euro	Euro
			Pricegroup 1	Pricegroup 2	Pricegroup 3	Pricegroup 4
 <p>Vanity unit wall-mounted 4 drawers, upper drawer including cut-out for siphon and siphon cover for ME by Starck # 233613</p>	1280 x 480	XV 4129	2.078	2.292	2.584	3.248
 <p>Additional modules Interior system in solid wood, including siphon cut out for cabinet widths 640 mm</p>	640	UV 9787 L/R	248			
for cabinet widths 640 mm	640	UV 9788 B	496			
Infobox: Installation only in combination with space saving siphon (# 005076 is recommended) / Interior modules can not be retrofitted and are factory installed. / Please specify when ordering: - interior system yes / no - position interior system left (L) , right (R) or both (B) ways - walnut 77 or maple 78 - Surface of the lateral aluminum profile, please see page 982						
 <p>Vanity unit floor-standing 4 pull-out compartments, upper pull-out compartment including cut-out for siphon and siphon cover for ME by Starck # 233613</p>	1280 x 480	XV 4485	2.129	2.370	2.662	3.342
 <p>Additional modules Interior system in solid wood, including siphon cut out for cabinet widths 640 mm</p>	640	UV 9787 L/R	248			
for cabinet widths 640 mm	640	UV 9788 B	496			
Infobox: Installation only in combination with space saving siphon (# 005076 is recommended) / Interior modules can not be retrofitted and are factory installed. / Legs are recommended / Legs not included in delivery, please order separately / Please specify when ordering: - interior system yes / no - position interior system left (L) , right (R) or both (B) ways - walnut 77 or maple 78 - Surface of the lateral aluminum profile, please see page 982 - Leg variant, please see page 1025						

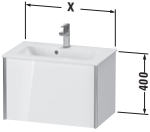
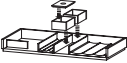
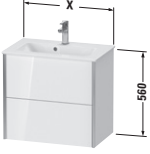
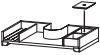
XViu Design by sieger design

Description	mm	Model-No.	Euro			
			Pricegroup 1	Pricegroup 2	Pricegroup 3	Pricegroup 4
 <p>Vanity unit wall-mounted 2 drawers, upper drawer including cut-out for siphon and siphon cover for ME by Starck # 234583 bowl on left side</p>	810 x 480	XV 4158	1.284	1.401	1.613	2.248
 <p>Additional modules Interior system in solid wood, including siphon cut out for cabinet widths 810 mm</p>	810	UV 9784	342			
<p>Infobox: Installation only in combination with space saving siphon (# 005076 is recommended) / Interior modules can not be retrofitted and are factory installed. / Please specify when ordering:</p> <ul style="list-style-type: none"> - interior system yes / no - walnut 77 or maple 78 - Surface of the lateral aluminum profile, please see page 982 						
 <p>Vanity unit wall-mounted 2 drawers, upper drawer including cut-out for siphon and siphon cover for ME by Starck # 234683 bowl on right side</p>	810 x 480	XV 4159	1.284	1.401	1.613	2.248
 <p>Additional modules Interior system in solid wood, including siphon cut out for cabinet widths 810 mm</p>	810	UV 9784	342			
<p>Infobox: Installation only in combination with space saving siphon (# 005076 is recommended) / Interior modules can not be retrofitted and are factory installed. / Please specify when ordering:</p> <ul style="list-style-type: none"> - interior system yes / no - walnut 77 or maple 78 - Surface of the lateral aluminum profile, please see page 982 						


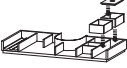


XViu Design by sieger design

Description	mm	Model-No.	Euro			
			Pricegroup 1	Pricegroup 2	Pricegroup 3	Pricegroup 4
 <p>Vanity unit floor-standing 2 pull-out compartments, upper pull-out compartment including cut-out for siphon and siphon cover for ME by Starck # 234583 bowl on left side</p>	810 x 480	XV 4486	1.327	1.471	1.690	2.351
 <p>Additional modules Interior system in solid wood, including siphon cut out for cabinet widths 810 mm</p>	810	UV 9784	342			
<p>Infobox: Installation only in combination with space saving siphon (# 005076 is recommended) / Interior modules can not be retrofitted and are factory installed. / Legs are recommended / Legs not included in delivery, please order separately / Please specify when ordering:</p> <ul style="list-style-type: none"> - interior system yes / no - walnut 77 or maple 78 - Surface of the lateral aluminum profile, please see page 982 - Leg variant, please see page 1025 						
 <p>Vanity unit floor-standing 2 pull-out compartments, upper pull-out compartment including cut-out for siphon and siphon cover for ME by Starck # 234683 bowl on right side</p>	810 x 480	XV 4487	1.327	1.471	1.690	2.351
 <p>Additional modules Interior system in solid wood, including siphon cut out for cabinet widths 810 mm</p>	810	UV 9784	342			
<p>Infobox: Installation only in combination with space saving siphon (# 005076 is recommended) / Interior modules can not be retrofitted and are factory installed. / Legs are recommended / Legs not included in delivery, please order separately / Please specify when ordering:</p> <ul style="list-style-type: none"> - interior system yes / no - walnut 77 or maple 78 - Surface of the lateral aluminum profile, please see page 982 - Leg variant, please see page 1025 						

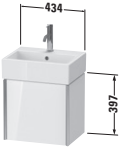
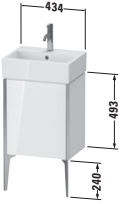
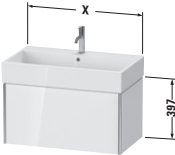
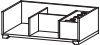
XViu Design by sieger design

Description	mm	Model-No.	Euro			
			Pricegroup 1	Pricegroup 2	Pricegroup 3	Pricegroup 4
 <p>Vanity unit wall-mounted compact 1 pull-out compartment</p>						
for ME by Starck # 234263	610 x 390	XV 4078	990	1.066	1.215	1.643
for ME by Starck # 234283	810 x 390	XV 4079	1.018	1.105	1.265	1.671
 <p>Additional modules Interior system in solid wood, without siphon cut out</p>						
for cabinet widths 610 mm	610	UV 9776	350			
for cabinet widths 810 mm	810	UV 9777	398			
Infobox: Installation only in combination with space saving siphon (# 005076 is recommended) / Interior modules can not be retrofitted and are factory installed. / Please specify when ordering: - interior system yes / no - walnut 77 or maple 78 - Surface of the lateral aluminum profile, please see page 982						
 <p>Vanity unit wall-mounted compact 2 drawers, upper drawer including cut-out for siphon and siphon cover</p>						
for ME by Starck # 234263	610 x 390	XV 4178	1.239	1.348	1.526	2.168
for ME by Starck # 234283	810 x 390	XV 4179	1.271	1.387	1.581	2.229
 <p>Additional modules Interior system in solid wood, including siphon cut out</p>						
for cabinet widths 610 mm	610	UV 9780	248			
for cabinet widths 810 mm	810	UV 9781	342			
Infobox: Installation only in combination with space saving siphon (# 005076 is recommended) / Interior modules can not be retrofitted and are factory installed. / Please specify when ordering: - interior system yes / no - walnut 77 or maple 78 - Surface of the lateral aluminum profile, please see page 982						

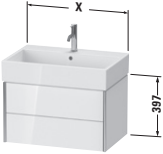
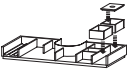
XViu Design by sieger design

Description	mm	Model-No.	Euro			
			Pricegroup 1	Pricegroup 2	Pricegroup 3	Pricegroup 4
						
Vanity unit floor-standing compact 2 pull-out compartments, upper pull-out compartment including cut-out for siphon and siphon cover for ME by Starck # 234263	610 x 390	XV 4488	1.273	1.409	1.592	2.269
for ME by Starck # 234283	810 x 390	XV 4489	1.317	1.465	1.667	2.328
						
Additional modules Interior system in solid wood, including siphon cut out for cabinet widths 610 mm	610	UV 9780	248			
for cabinet widths 810 mm	810	UV 9781	342			
Infobox: Installation only in combination with space saving siphon (# 005076 is recommended) / Interior modules can not be retrofitted and are factory installed. / Legs are recommended / Legs not included in delivery, please order separately / Please specify when ordering: - interior system yes / no - walnut 77 or maple 78 - Surface of the lateral aluminum profile, please see page 982 - Leg variant, please see page 1025						
						
Vanity unit wall-mounted 1 door for Vero Air # 072438	364 x 234	XV 4230 L/R	667	712	925	1.027
for Vero Air # 072450	484 x 234	XV 4232 L/R	674	722	943	1.050
Infobox: Please specify when ordering: - hinges left (L) / right (R) - Surface of the lateral aluminum profile, please see page 982						
						
Vanity unit floor-standing 1 door for Vero Air # 072438	364 x 234	XV 4530 L/R	715	769	961	1.102
for Vero Air # 072450	484 x 234	XV 4532 L/R	718	782	980	1.131
Infobox: Legs are recommended / Legs not included in delivery, please order separately / Please specify when ordering: - hinges left (L) / right (R) - Surface of the lateral aluminum profile, please see page 982 - Leg variant, please see page 1025						

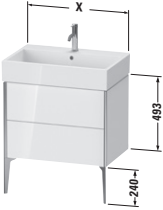
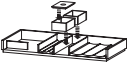
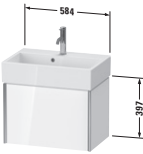

XViu Design by sieger design

Description	mm	Model-No.	Euro			
			Pricegroup 1	Pricegroup 2	Pricegroup 3	Pricegroup 4
						
Vanity unit wall-mounted						
1 door						
for Vero Air # 072445	434 x 334	XV 4231 L/R	615	682	903	1.021
Infobox: Please specify when ordering: - hinges left (L) / right (R) - Surface of the lateral aluminum profile, please see page 982						
						
Vanity unit floor-standing						
1 door						
for Vero Air # 072445	434 x 334	XV 4531 L/R	648	722	995	1.089
Infobox: Legs are recommended / Legs not included in delivery, please order separately / Please specify when ordering: - hinges left (L) / right (R) - Surface of the lateral aluminum profile, please see page 982 - Leg variant, please see page 1025						
						
Vanity unit wall-mounted						
1 pull-out compartment						
for Vero Air # 235050	484 x 454	XV 4233	997	1.072	1.223	1.652
for Vero Air # 235060	584 x 454	XV 4234	1.029	1.108	1.263	1.709
for Vero Air # 235070	684 x 454	XV 4235	1.044	1.130	1.290	1.722
for Vero Air # 235080	784 x 454	XV 4236	1.059	1.149	1.316	1.737
for Vero Air # 235010	984 x 454	XV 4237	1.094	1.196	1.377	1.818
for Vero Air # 235012	1184 x 454	XV 4238	1.132	1.243	1.449	1.898
						
Additional modules						
Interior system in solid wood, without siphon cut out						
for cabinet widths 584 mm	584	UV 9854	194			
for cabinet widths 684 mm	684	UV 9855	194			
for cabinet widths 784 mm	784	UV 9856	325			
for cabinet widths 984 mm	984	UV 9857	470			
for cabinet widths 1184 mm	1184	UV 9858	470			
Infobox: Installation only in combination with space saving siphon (# 005076 is recommended) / Interior modules can not be retrofitted and are factory installed. / Please specify when ordering: - Surface of the lateral aluminum profile, please see page 982 - interior system yes / no - walnut 77 or maple 78						

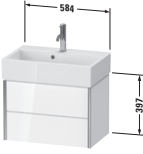
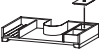


XViu Design by sieger design

Description	mm	Model-No.	Euro			
			Pricegroup 1	Pricegroup 2	Pricegroup 3	Pricegroup 4
						
Vanity unit wall-mounted 2 drawers, upper drawer including cut-out for siphon and siphon cover						
for Vero Air # 235050	484 x 454	XV 4333	1.242	1.353	1.531	2.173
for Vero Air # 235060	584 x 454	XV 4334	1.289	1.403	1.589	2.256
for Vero Air # 235070	684 x 454	XV 4335	1.306	1.422	1.615	2.286
for Vero Air # 235080	784 x 454	XV 4336	1.324	1.443	1.645	2.318
for Vero Air # 235010	984 x 454	XV 4337	1.358	1.485	1.704	2.388
for Vero Air # 235012	1184 x 454	XV 4338	1.397	1.534	1.766	2.463
						
Additional modules Interior system in solid wood, including siphon cut out						
for cabinet widths 584 mm	584	UV 9860	248			
for cabinet widths 684 mm	684	UV 9861	248			
for cabinet widths 784 mm	784	UV 9862	342			
for cabinet widths 984 mm	984	UV 9863	342			
for cabinet widths 1184 mm	1184	UV 9864	412			
Infobox: Space saving siphon # 005076 is recommended / Interior modules can not be retrofitted and are factory installed. / Please specify when ordering: - Surface of the lateral aluminum profile, please see page 982 - interior system yes / no - walnut 77 or maple 78						

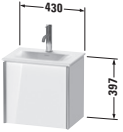

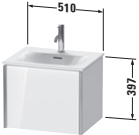
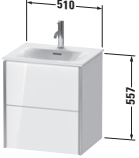
XViu Design by sieger design

Description	mm	Model-No.	Euro			
			Pricegroup 1	Pricegroup 2	Pricegroup 3	Pricegroup 4
						
Vanity unit floor-standing						
2 pull-out compartments						
for Vero Air # 235050	484 x 454	XV 4533	1.276	1.412	1.592	2.275
for Vero Air # 235060	584 x 454	XV 4534	1.321	1.465	1.649	2.359
for Vero Air # 235070	684 x 454	XV 4535	1.339	1.486	1.681	2.391
for Vero Air # 235080	784 x 454	XV 4536	1.358	1.507	1.713	2.422
for Vero Air # 235010	984 x 454	XV 4537	1.394	1.550	1.772	2.491
for Vero Air # 235012	1184 x 454	XV 4538	1.435	1.602	1.841	2.571
						
Additional modules						
Interior system in solid wood, without siphon cut out						
for cabinet widths 584 mm	584	UV 9879	350			
for cabinet widths 684 mm	684	UV 9880	350			
for cabinet widths 784 mm	784	UV 9888	398			
for cabinet widths 984 mm	984	UV 9889	492			
for cabinet widths 1184 mm	1184	UV 9890	492			
Infobox: Installation only in combination with space saving siphon (# 005076 is recommended) / Interior modules can not be retrofitted and are factory installed. / Legs are recommended / Legs not included in delivery, please order separately / Please specify when ordering: - Surface of the lateral aluminum profile, please see page 982 - Leg variant, please see page 1025 - interior system yes / no - walnut 77 or maple 78						
						
Vanity unit wall-mounted compact						
1 pull-out compartment						
for Vero Air # 236860	584 x 384	XV 4216	1.010	1.091	1.246	1.679
						
Additional modules						
Interior system in solid wood, without siphon cut out						
for cabinet widths 584 mm	584	UV 9854	194			
Infobox: Installation only in combination with space saving siphon (# 005076 is recommended) / Please specify when ordering: - Surface of the lateral aluminum profile, please see page 982 - interior system yes / no - walnut 77 or maple 78						


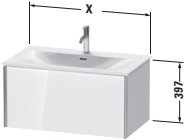
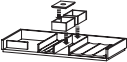
XViu Design by sieger design

Description	mm	Model-No.	Euro			
			Pricegroup 1	Pricegroup 2	Pricegroup 3	Pricegroup 4
 <p>Vanity unit wall-mounted compact 2 drawers, upper drawer including cut-out for siphon and siphon cover for Vero Air # 236860</p>	584 x 384	XV 4316	1.268	1.382	1.564	2.221
 <p>Additional modules Interior system in solid wood, including siphon cut out for cabinet widths 584 mm</p>	584	UV 9860	248			
<p>Infobox: Space saving siphon # 005076 is recommended / Please specify when ordering: - Surface of the lateral aluminum profile, please see page 982 - interior system yes / no - walnut 77 or maple 78</p>						
 <p>Vanity unit floor-standing compact 2 pull-out compartments for Vero Air # 236860</p>	584 x 384	XV 4458	1.307	1.441	1.623	2.324
 <p>Additional modules Interior system in solid wood, without siphon cut out for cabinet widths 584 mm</p>	584	UV 9879	350			
<p>Infobox: Installation only in combination with space saving siphon (# 005076 is recommended) / Interior modules can not be retrofitted and are factory installed. / Legs are recommended / Legs not included in delivery, please order separately / Please specify when ordering: - interior system yes / no - walnut 77 or maple 78 - Surface of the lateral aluminum profile, please see page 982 - Leg variant, please see page 1025</p>						

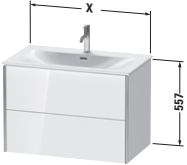
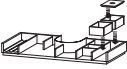
XViu Design by sieger design

Description	mm	Model-No.	Euro			
			Pricegroup 1	Pricegroup 2	Pricegroup 3	Pricegroup 4
 <p>Vanity unit wall-mounted 1 door</p>						
for Viu # 073345	430 x 310	XV 4030 L/R	615	682	903	1.021
Infobox: Please specify when ordering: - hinges left (L) / right (R) - Surface of the lateral aluminum profile, please see page 982						
 <p>Vanity unit floor-standing 1 door</p>						
for Viu # 073345	430 x 310	XV 4068 L/R	648	722	995	1.089
Infobox: Legs are recommended / Legs not included in delivery, please order separately / Please specify when ordering: - hinges left (L) / right (R) - Surface of the lateral aluminum profile, please see page 982 - Leg variant, please see page 1025						
 <p>Vanity unit wall-mounted 1 pull-out compartment</p>						
for Viu # 234453	510 x 420	XV 4031	997	1.072	1.223	1.652
Infobox: Installation only in combination with space saving siphon (# 005076 is recommended) / Please specify when ordering: - Surface of the lateral aluminum profile, please see page 982						
 <p>Vanity unit wall-mounted 2 drawers, upper drawer including cut-out for siphon and siphon cover</p>						
for Viu # 234453	510 x 420	XV 4131	1.242	1.353	1.531	2.173
Infobox: Installation only in combination with space saving siphon (# 005076 is recommended) / Please specify when ordering: - Surface of the lateral aluminum profile, please see page 982						

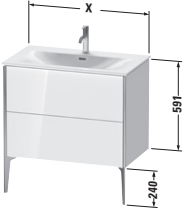
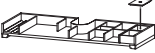
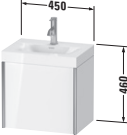
XViu Design by sieger design

Description	mm	Model-No.	Euro			
			Pricegroup 1	Pricegroup 2	Pricegroup 3	Pricegroup 4
						
Vanity unit floor-standing 2 pull-out compartments, upper pull-out compartment including cut-out for siphon and siphon cover for Viu # 234453	510 x 420	XV 4069	1.276	1.412	1.592	2.275
Infobox: Space saving siphon # 005076 is recommended / Legs are recommended / Legs not included in delivery, please order separately / Please specify when ordering: - Surface of the lateral aluminum profile, please see page 982 - Leg variant, please see page 1025						
						
Vanity unit wall-mounted 1 pull-out compartment						
for Viu # 234463	610 x 480	XV 4032	1.029	1.108	1.263	1.709
for Viu # 234473	710 x 480	XV 4033	1.044	1.130	1.290	1.722
for Viu # 234483	810 x 480	XV 4034	1.059	1.149	1.316	1.737
for Viu # 234410	1010 x 480	XV 4035	1.094	1.196	1.377	1.818
for Viu # 234412	1210 x 480	XV 4036	1.132	1.243	1.449	1.898
						
Additional modules Interior system in solid wood, without siphon cut out						
for cabinet widths 610 mm	610	UV 9776	350			
for cabinet widths 710 mm	710	UV 9710	398			
for cabinet widths 810 mm	810	UV 9777	398			
for cabinet widths 1010 mm	1010	UV 9778	492			
for cabinet widths 1210 mm	1210	UV 9779	492			
Infobox: Installation only in combination with space saving siphon (# 005076 is recommended) / Interior modules can not be retrofitted and are factory installed. / Please specify when ordering: - interior system yes / no - walnut 77 or maple 78 - Surface of the lateral aluminum profile, please see page 982						

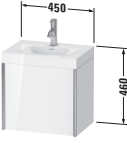
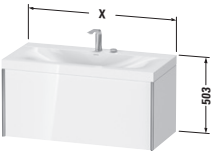

XViu Design by sieger design

Description	mm	Model-No.	Euro			
			Pricegroup 1	Pricegroup 2	Pricegroup 3	Pricegroup 4
						
Vanity unit wall-mounted 2 drawers, upper drawer including cut-out for siphon and siphon cover						
for Viu # 234463	610 x 480	XV 4132	1.289	1.403	1.589	2.256
for Viu # 234473	710 x 480	XV 4133	1.306	1.422	1.615	2.286
for Viu # 234483	810 x 480	XV 4134	1.324	1.443	1.645	2.318
for Viu # 234410	1010 x 480	XV 4135	1.358	1.485	1.704	2.388
for Viu # 234412	1210 x 480	XV 4136	1.397	1.534	1.766	2.463
						
Additional modules Interior system in solid wood, including siphon cut out						
for cabinet widths 610 mm	610	UV 9780	248			
for cabinet widths 710 mm	710	UV 9711	342			
for cabinet widths 810 mm	810	UV 9781	342			
for cabinet widths 1010 mm	1010	UV 9782	412			
for cabinet widths 1210 mm	1210	UV 9783	412			
Infobox: Installation only in combination with space saving siphon (# 005076 is recommended) / Interior modules can not be retrofitted and are factory installed. / Please specify when ordering: - interior system yes / no - walnut 77 or maple 78 - Surface of the lateral aluminum profile, please see page 982						


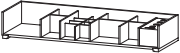
XViu Design by sieger design

Description	mm	Model-No.	Euro			
			Pricegroup 1	Pricegroup 2	Pricegroup 3	Pricegroup 4
						
Vanity unit floor-standing 2 pull-out compartments, upper pull-out compartment including cut-out for siphon and siphon cover						
for Viu # 234463	610 x 480	XV 4300	1.321	1.465	1.649	2.359
for Viu # 234473	710 x 480	XV 4301	1.339	1.486	1.681	2.391
for Viu # 234483	810 x 480	XV 4302	1.358	1.507	1.713	2.422
for Viu # 234410	1010 x 480	XV 4303	1.394	1.550	1.772	2.491
for Viu # 234412	1210 x 480	XV 4304	1.435	1.602	1.841	2.571
						
Additional modules Interior system in solid wood, including siphon cut out						
for cabinet widths 610 mm	610	UV 9780	248			
for cabinet widths 710 mm	710	UV 9711	342			
for cabinet widths 810 mm	810	UV 9781	342			
for cabinet widths 1010 mm	1010	UV 9782	412			
for cabinet widths 1210 mm	1210	UV 9783	412			
Infobox: Installation only in combination with space saving siphon (# 005076 is recommended) / Interior modules can not be retrofitted and are factory installed. / Legs are recommended / Legs not included in delivery, please order separately / Please specify when ordering: - interior system yes / no - walnut 77 or maple 78 - Surface of the lateral aluminum profile, please see page 982 - Leg variant, please see page 1025						
						
Furniture washbasin c-bonded with vanity wall mounted 1 door, Hinges left, furniture washbasin Viu included, without overflow, ceramic covered slotted waste included, with tap platform, space saving siphon included						
	450 x 333	XV 4630 N/O	1.761	1.943	2.234	2.323
Infobox: This product is only available in the combination with the ceramic series Viu and the furniture series XViu / The vanity unit is permanently bonded to the washbasin and delivered together as one unit / Washbasin not available in WonderGliss / Description of furniture washbasin c-bonded on page 671 / Please specify when ordering: - tap hole (N = without tap hole: ☒, O = with one tap hole: ●) - Surface of the lateral aluminum profile, please see page 982 - Surface of the three-sided c-bonded frame, in color of profile = 12. position P, in color of body = 12. position C see page 671						

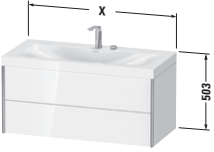

XViu Design by sieger design

Description	mm	Model-No.	Euro			
			Pricegroup 1	Pricegroup 2	Pricegroup 3	Pricegroup 4
 <p>Furniture washbasin c-bonded with vanity wall mounted 1 door, Hinges right, furniture washbasin Viu included, without overflow, ceramic covered slotted waste included, with tap platform, space saving siphon included</p>	450 x 333	XV 4631 N/O	1.761	1.943	2.234	2.323
<p>Infobox: This product is only available in the combination with the ceramic series Viu and the furniture series XViu / The vanity unit is permanently bonded to the washbasin and delivered together as one unit / Washbasin not available in WonderGliss / Description of furniture washbasin c-bonded on page 671 / Please specify when ordering: - tap hole (N = without tap hole: ☒, O = with one tap hole: ●) - Surface of the lateral aluminum profile, please see page 982 - Surface of the three-sided c-bonded frame, in color of profile = 12. position P, in color of body = 12. position C see page 671</p>						
 <p>Furniture washbasin c-bonded with vanity wall mounted 1 pull-out compartment, furniture washbasin Viu included, without overflow, with tap platform, ceramic covered slotted waste included, space saving siphon included</p>	600 x 480 800 x 480 1000 x 480 1200 x 480	XV 4609 N/O/E XV 4610 N/O/E XV 4611 N/O/E XV 4612 N/O/E	2.144 2.375 2.485 2.614	2.254 2.410 2.629 2.679	2.464 2.647 2.874 3.093	3.018 3.039 3.480 3.649
 <p>Additional modules Interior system in solid wood, without siphon cut out</p>	for cabinet widths 600 mm for cabinet widths 800 mm for cabinet widths 1000 mm for cabinet widths 1200 mm	UV 9922 UV 9925 UV 9928 UV 9930	194 325 470 470			
<p>Infobox: This product is only available in the combination with the ceramic series Viu and the furniture series XViu / The vanity unit is permanently bonded to the washbasin and delivered together as one unit / Washbasin not available in WonderGliss / Ceramic is attached to the wall via a separate enclosed mounting rail, hanger bolts for the mounting rail are not included in the delivery, follow mounting instructions / Interior modules can not be retrofitted and are factory installed. / Description of furniture washbasin c-bonded on page 671 / Please specify when ordering: - tap hole (N = without tap hole: ☒, O = with one tap hole: ●, E = with two tap holes: ●●) - interior system yes / no - walnut 77 or maple 78 - Surface of the lateral aluminum profile, please see page 982 - Surface of the three-sided c-bonded frame, in color of profile = 12. position P, in color of body = 12. position C see page 671</p>						


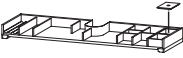
XViu Design by sieger design

Description	mm	Model-No.	Euro			
			Pricegroup 1	Pricegroup 2	Pricegroup 3	Pricegroup 4
						
Furniture washbasin c-bonded with vanity wall mounted 1 pull-out compartment, furniture washbasin Viu included, without overflow, with tap platform, ceramic covered slotted waste included, space saving siphon included						
	1200 x 480	XV 4613 0	2.614	2.679	3.093	3.649
						
Additional modules Interior system in solid wood, without siphon cut out for cabinet widths 1200 mm						
	1200	UV 9930	470			
Infobox: This product is only available in the combination with the ceramic series Viu and the furniture series XViu / The vanity unit is permanently bonded to the washbasin and delivered together as one unit / Washbasin not available in WonderGliss / Ceramic is attached to the wall via a separate enclosed mounting rail, hanger bolts for the mounting rail are not included in the delivery, follow mounting instructions / Interior modules can not be retrofitted and are factory installed. / Description of furniture washbasin c-bonded on page 671 / Please specify when ordering: - interior system yes / no - walnut 77 or maple 78 - Surface of the lateral aluminum profile, please see page 982 - Surface of the three-sided c-bonded frame, in color of profile = 12. position P, in color of body = 12. position C see page 671						

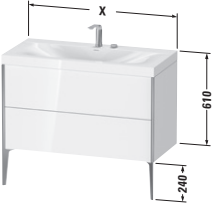
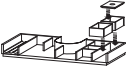
XViu Design by sieger design

Description	mm	Model-No.	Euro			
			Pricegroup 1	Pricegroup 2	Pricegroup 3	Pricegroup 4
						
Furniture washbasin c-bonded with vanity wall mounted						
2 drawers, upper drawer including cut-out for siphon and siphon cover, furniture washbasin Viu included, without overflow, with tap platform, ceramic covered slotted waste included, space saving siphon included						
	600 x 480	XV 4614 N/O/E	2.509	2.654	2.916	3.455
	800 x 480	XV 4615 N/O/E	2.696	2.876	3.130	3.663
	1000 x 480	XV 4616 N/O/E	2.848	3.023	3.323	3.920
	1200 x 480	XV 4617 N/O/E	2.940	3.112	3.550	4.092
						
Additional modules						
Interior system in solid wood, including siphon cut out						
for cabinet widths 600 mm	600	UV 9967	248			
for cabinet widths 800 mm	800	UV 9972	342			
for cabinet widths 1000 mm	1000	UV 9976	412			
for cabinet widths 1200 mm	1200	UV 9979	412			
Infobox: This product is only available in the combination with the ceramic series Viu and the furniture series XViu / The vanity unit is permanently bonded to the washbasin and delivered together as one unit / Washbasin not available in WonderGliss / Ceramic is attached to the wall via a separate enclosed mounting rail, hanger bolts for the mounting rail are not included in the delivery, follow mounting instructions / Interior modules can not be retrofitted and are factory installed. / Description of furniture washbasin c-bonded on page 671 / Please specify when ordering: <ul style="list-style-type: none"> - tap hole (N = without tap hole: ☒, O = with one tap hole: ●, E = with two tap holes: ●●) - interior system yes / no - walnut 77 or maple 78 - Surface of the lateral aluminum profile, please see page 982 - Surface of the three-sided c-bonded frame, in color of profile = 12. position P, in color of body = 12. position C see page 671 						

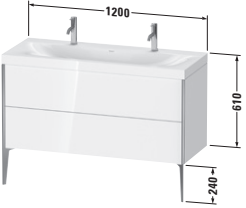
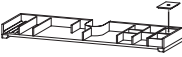
XViu Design by sieger design

Description	mm	Model-No.	Euro			
			Pricegroup 1	Pricegroup 2	Pricegroup 3	Pricegroup 4
 <p>Furniture washbasin c-bonded with vanity wall mounted 2 drawers, upper drawer including cut-out for siphon and siphon cover, furniture washbasin Viu included, without overflow, with tap platform, ceramic covered slotted waste included, space saving siphon included</p>	1200 x 480	XV 4618 0	2.940	3.112	3.550	4.092
 <p>Additional modules Interior system in solid wood, including siphon cut out for cabinet widths 1200 mm</p>	1200	UV 9979	412			
<p>Infobox: This product is only available in the combination with the ceramic series Viu and the furniture series XViu / The vanity unit is permanently bonded to the washbasin and delivered together as one unit / Washbasin not available in WonderGliss / Ceramic is attached to the wall via a separate enclosed mounting rail, hanger bolts for the mounting rail are not included in the delivery, follow mounting instructions / Interior modules can not be retrofitted and are factory installed. / Description of furniture washbasin c-bonded on page 671 / Please specify when ordering:</p> <ul style="list-style-type: none"> - interior system yes / no - walnut 77 or maple 78 - Surface of the lateral aluminum profile, please see page 982 - Surface of the three-sided c-bonded frame, in color of profile = 12. position P, in color of body = 12. position C see page 671 						


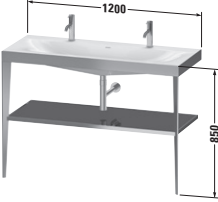
XViu Design by sieger design

Description	mm	Model-No.	Euro			
			Pricegroup 1	Pricegroup 2	Pricegroup 3	Pricegroup 4
						
Furniture washbasin c-bonded with vanity floor standing						
2 pull-out compartments, upper pull-out compartment including cut-out for siphon and siphon cover, furniture washbasin Viu included, without overflow, with tap platform, ceramic covered slotted waste included, space saving siphon included						
	600 x 480	XV 4709 N/O/E	2.555	2.744	3.007	3.569
	800 x 480	XV 4710 N/O/E	2.712	2.907	3.186	3.769
	1000 x 480	XV 4711 N/O/E	2.896	3.111	3.413	4.038
	1200 x 480	XV 4712 N/O/E	3.070	3.274	3.627	4.296
						
Additional modules						
Interior system in solid wood, including siphon cut out						
for cabinet widths 600 mm	600	UV 9967	248			
for cabinet widths 800 mm	800	UV 9972	342			
for cabinet widths 1000 mm	1000	UV 9976	412			
for cabinet widths 1200 mm	1200	UV 9979	412			
<p>Infobox: This product is only available in the combination with the ceramic series Viu and the furniture series XViu / The vanity unit is permanently bonded to the washbasin and delivered together as one unit / Washbasin not available in WonderGliss / Ceramic is attached to the wall via a separate enclosed mounting rail, hanger bolts for the mounting rail are not included in the delivery, follow mounting instructions / Interior modules can not be retrofitted and are factory installed. / Description of furniture washbasin c-bonded on page 671 / Legs are recommended / Legs not included in delivery, please order separately / Please specify when ordering:</p> <ul style="list-style-type: none"> - tap hole (N = without tap hole: ☒, O = with one tap hole: ●, E = with two tap holes: ●●) - interior system yes / no - walnut 77 or maple 78 - Surface of the lateral aluminum profile, please see page 982 - Surface of the three-sided c-bonded frame, in color of profile = 12. position P, in color of body = 12. position C see page 671 - Leg variant, please see page 1025 						

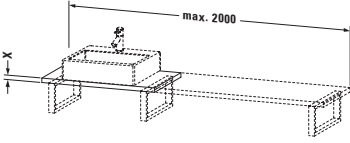
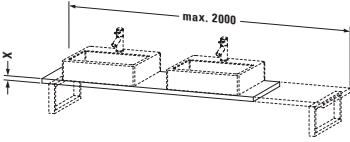
XViu Design by sieger design

Description	mm	Model-No.	Euro			
			Pricegroup 1	Pricegroup 2	Pricegroup 3	Pricegroup 4
						
Furniture washbasin c-bonded with vanity floor standing 2 pull-out compartments, upper pull-out compartment including cut-out for siphon and siphon cover, furniture washbasin Viu included, without overflow, with tap platform, ceramic covered slotted waste included, space saving siphon included						
	1200 x 480	XV 4713 0	3.070	3.274	3.627	4.296
						
Additional modules Interior system in solid wood, including siphon cut out for cabinet widths 1200 mm						
	1200	UV 9979	412			
Infobox: This product is only available in the combination with the ceramic series Viu and the furniture series XViu / The vanity unit is permanently bonded to the washbasin and delivered together as one unit / Washbasin not available in WonderGliss / Ceramic is attached to the wall via a separate enclosed mounting rail, hanger bolts for the mounting rail are not included in the delivery, follow mounting instructions / Interior modules can not be retrofitted and are factory installed. / Description of furniture washbasin c-bonded on page 671 / Legs are recommended / Legs not included in delivery, please order separately / Please specify when ordering: - interior system yes / no - walnut 77 or maple 78 - Surface of the lateral aluminum profile, please see page 982 - Surface of the three-sided c-bonded frame, in color of profile = 12. position P, in color of body = 12. position C see page 671 - Leg variant, please see page 1025						

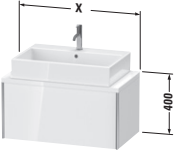
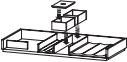
XViu Design by sieger design

Description	mm	Model-No.	Euro			
			Pricegroup 1	Pricegroup 2	Pricegroup 3	Pricegroup 4
 <p>Furniture washbasin c-bonded with metal console floor-standing Glas inserts with four-sided aluminum frame (safety glass), furniture washbasin Viu included, without overflow, with tap platform, Acrylic cover on the underside of the ceramic, ceramic covered slotted waste included, Metal console with integrated height adjustment</p>						
	600 x 480	XV 4714 N/O/E	2.234			
	800 x 480	XV 4715 N/O/E	2.497			
	1000 x 480	XV 4716 N/O/E	2.742			
	1200 x 480	XV 4717 N/O/E	2.934			
<p>Infobox: The c-bonded frame is permanently bonded to the washbasin and is delivered together with glass inserts and the disassembled metal console in one packaging unit / Washbasin not available in WonderGliss / Ceramic is fixed to the wall via two mounting rails and hanger bolts / Design siphon #005036 is recommended / In combination with the D.1e electronic basin mixer it is only possible to completely cover all components with the acrylic cover on the underside in the version with surface-mounted power supply unit. Exact position of the electric field see mounting instruction. For the version with plug-in power supply unit, the power supply (socket) must be placed outside the acrylic cover. / Description of furniture washbasin c-bonded on page 671 / Please specify when ordering: - tap hole (N = without tap hole: ☒, O = with one tap hole: ●, E = with two tap holes: ●● - Surface of the glass shelf - Surface of the metal console including the three-sided c-bonded frame</p>						
 <p>Furniture washbasin c-bonded with metal console floor-standing Glas inserts with four-sided aluminum frame (safety glass), furniture washbasin Viu included, without overflow, with tap platform, Acrylic cover on the underside of the ceramic, ceramic covered slotted waste included, Metal console with integrated height adjustment</p>						
	1200 x 480	XV 4718 O	2.934			
<p>Infobox: The c-bonded frame is permanently bonded to the washbasin and is delivered together with glass inserts and the disassembled metal console in one packaging unit / Washbasin not available in WonderGliss / Ceramic is fixed to the wall via two mounting rails and hanger bolts / Design siphon # 005036 is recommended / Description of furniture washbasin c-bonded on page 671 / Please specify when ordering: - Surface of the glass shelf - Surface of the metal console including the three-sided c-bonded frame</p>						

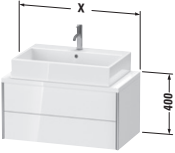
XViu Design by sieger design

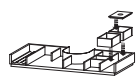
Description	mm	Model-No.	Euro			
			Pricegroup 1	Pricegroup 2	Pricegroup 3	Pricegroup 4
 <p>Console for above counter basin and countertop basin compact 1 console with one cut-out, Width maximum 2000 mm</p>						
basic price till 800 mm, 30 mm thickness 480		XV 104C	417	435	480	585
price per section of 100 mm			19	22	37	48
basic price till 800 mm, 45 mm thickness 480		XV 100C	434	452	520	614
price per section of 100 mm			28	30	44	55
Infobox: Console tops delivered uncut possible / Console less than 800 mm, be possible on request / Please specify when ordering: - overall width - dimension between axes from left side - model.-no ceramic and min. width, please see page 1053-1055 - exactly position of floor cabinets / console supports - Please indicate exact measurements and drawings: furniture order sheet on page 1056 is required.						
 <p>Console for above counter basin and countertop basin compact 1 console with two cut-outs, Width maximum 2000 mm</p>						
basic price till 800 mm, 30 mm thickness 480		XV 105C	453	472	521	638
price per section of 100 mm			19	22	37	48
basic price till 800 mm, 45 mm thickness 480		XV 101C	470	489	562	667
price per section of 100 mm			28	30	44	55
Infobox: Console tops delivered uncut possible / Console less than 800 mm, be possible on request / Please specify when ordering: - overall width - dimension between axes from left side - model.-no ceramic and min. width, please see page 1053-1055 - exactly position of floor cabinets / console supports - Please indicate exact measurements and drawings: furniture order sheet on page 1056 is required.						

XViu Design by sieger design

Description	mm	Model-No.	Euro			
			Pricegroup 1	Pricegroup 2	Pricegroup 3	Pricegroup 4
						
Vanity unit for console compact						
1 pull-out compartment						
	632 x 478	XV 5900	908	961	1.086	1.437
	732 x 478	XV 5901	923	988	1.117	1.448
	832 x 478	XV 5902	942	1.018	1.153	1.461
	932 x 478	XV 5903	961	1.046	1.187	1.482
	1032 x 478	XV 5904	979	1.072	1.228	1.527
						
Additional modules						
Interior system in solid wood, without siphon cut out						
for cabinet widths 600 mm	600	UV 9937	350			
for cabinet widths 700 mm	700	UV 9868	350			
for cabinet widths 800 mm	800	UV 9988	398			
for cabinet widths 900 mm	900	UV 9965	398			
for cabinet widths 1000 mm	1000	UV 9869	412			
Infobox: Installation only in combination with space saving siphon (# 005076 is recommended) / Console not included in delivery, please order separately / Please keep 20 mm space to the wall for niche application / Interior modules can not be retrofitted and are factory installed. / Please specify when ordering: - interior system yes / no - walnut 77 or maple 78 - Surface of the lateral aluminum profile, please see page 982 - Model-no. ceramic, please see page 1033/1034						

XViu Design by sieger design

Description	mm	Model-No.	Euro			
			Pricegroup 1	Pricegroup 2	Pricegroup 3	Pricegroup 4
 <p>Vanity unit for console compact 2 drawers, upper drawer including cut-out for siphon and siphon cover</p>	632 x 478	XV 5905	1.164	1.238	1.364	1.767
	732 x 478	XV 5906	1.178	1.263	1.387	1.801
	832 x 478	XV 5907	1.191	1.289	1.412	1.834
	932 x 478	XV 5908	1.204	1.308	1.444	1.864
	1032 x 478	XV 5909	1.215	1.327	1.476	1.893


Additional modules

Interior system in solid wood,
including siphon cut out

for cabinet widths 600 mm	600	UV 9967	248			
for cabinet widths 700 mm	700	UV 9859	248			
for cabinet widths 800 mm	800	UV 9972	342			
for cabinet widths 900 mm	900	UV 9973	342			
for cabinet widths 1000 mm	1000	UV 9976	412			

Infobox: Installation only in combination with space saving siphon (# 005076 is recommended) / Console not included in delivery, please order separately / Please keep 20 mm space to the wall for niche application / Interior modules can not be retrofitted and are factory installed. / Please specify when ordering:

- interior system yes / no
- walnut 77 or maple 78
- Surface of the lateral aluminum profile, please see page 982
- Model-no. ceramic, please see page 1033/1034


Low cabinet for console compact

1 pull-out compartment

332 x 478	XV 5920	835	896	949	1.269
432 x 478	XV 5921	853	915	988	1.305
532 x 478	XV 5922	873	933	1.030	1.344
632 x 478	XV 5923	896	960	1.069	1.377
732 x 478	XV 5943	912	985	1.105	1.407
832 x 478	XV 5924	928	1.011	1.139	1.455


Additional modules

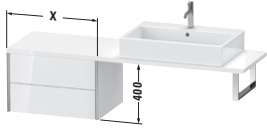
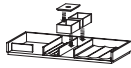
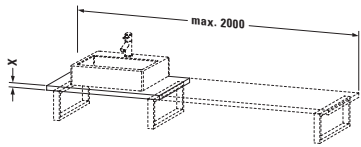
Interior system in solid wood,
without siphon cut out

for cabinet widths 600 mm	600	UV 9922	194			
for cabinet widths 700 mm	700	UV 9802	325			
for cabinet widths 800 mm	800	UV 9925	325			

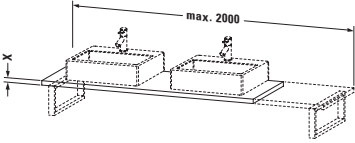
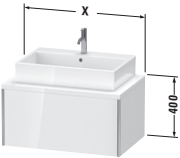
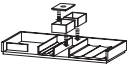
Infobox: Console not included in delivery, please order separately / Please keep 20 mm space to the wall for niche application / Interior modules can not be retrofitted and are factory installed. / Please specify when ordering:

- Surface of the lateral aluminum profile, please see page 982
- interior system yes / no
- walnut 77 or maple 78

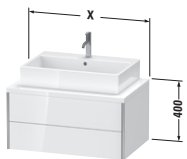
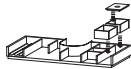

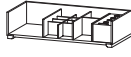
XViu Design by sieger design

Description	mm	Model-No.	Euro			
			Pricegroup 1	Pricegroup 2	Pricegroup 3	Pricegroup 4
						
Low cabinet for console compact						
2 drawers						
	332 x 478	XV 5925	1.021	1.070	1.172	1.599
	432 x 478	XV 5926	1.044	1.095	1.192	1.626
	532 x 478	XV 5927	1.062	1.126	1.250	1.660
	632 x 478	XV 5928	1.087	1.164	1.268	1.691
	732 x 478	XV 5948	1.110	1.198	1.311	1.732
	832 x 478	XV 5929	1.134	1.233	1.355	1.774
						
Additional modules						
Interior system in solid wood, without siphon cut out						
for cabinet widths 600 mm	600	UV 9937	350			
for cabinet widths 700 mm	700	UV 9868	350			
for cabinet widths 800 mm	800	UV 9988	398			
Infobox: Console not included in delivery, please order separately / Please keep 20 mm space to the wall for niche application / Interior modules can not be retrofitted and are factory installed. / Please specify when ordering: - Surface of the lateral aluminum profile, please see page 982 - interior system yes / no - walnut 77 or maple 78						
						
Console for above counter basin and countertop basin						
1 console with one cut-out, Width maximum 2000 mm						
basic price till 800 mm, 30 mm thickness	550	XV 106C	424	440	492	609
price per section of 100 mm			20	23	38	49
basic price till 800 mm, 45 mm thickness	550	XV 102C	442	458	532	647
price per section of 100 mm			29	32	45	57
Infobox: Console tops delivered uncut possible / Console less than 800 mm, be possible on request / Please specify when ordering: - overall width - dimension between axes from left side - model.-no ceramic and min. width, please see page 1053-1055 - exactly position of floor cabinets / console supports - Please indicate exact measurements and drawings: furniture order sheet on page 1056 is required.						


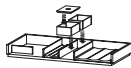

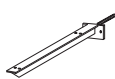
XViu Design by sieger design

Description	mm	Model-No.	Euro			
			Pricegroup 1	Pricegroup 2	Pricegroup 3	Pricegroup 4
						
Console for above counter basin and countertop basin						
1 console with two cut-outs, Width maximum 2000 mm						
basic price till 800 mm, 30 mm thickness 550		XV 107C	460	480	536	659
price per section of 100 mm			20	23	38	49
basic price till 800 mm, 45 mm thickness 550		XV 103C	479	499	575	699
price per section of 100 mm			29	32	45	57
Infobox: Console tops delivered uncut possible / Console less than 800 mm, be possible on request / Please specify when ordering: - overall width - dimension between axes from left side - model.-no ceramic and min. width, please see page 1053-1055 - exactly position of floor cabinets / console supports - Please indicate exact measurements and drawings: furniture order sheet on page 1056 is required.						
						
Vanity unit for console						
1 pull-out compartment						
	632 x 548	XV 5910	917	998	1.122	1.438
	732 x 548	XV 5911	931	1.016	1.129	1.491
	832 x 548	XV 5912	957	1.033	1.176	1.546
	932 x 548	XV 5913	986	1.070	1.225	1.600
	1032 x 548	XV 5914	1.014	1.109	1.270	1.652
						
Additional modules						
Interior system in solid wood, without siphon cut out						
for cabinet widths 600 mm	600	UV 9937	350			
for cabinet widths 700 mm	700	UV 9868	350			
for cabinet widths 800 mm	800	UV 9988	398			
for cabinet widths 900 mm	900	UV 9965	398			
for cabinet widths 1000 mm	1000	UV 9869	412			
Infobox: Installation only in combination with space saving siphon (# 005076 is recommended) / Console not included in delivery, please order separately / Please keep 20 mm space to the wall for niche application / Interior modules can not be retrofitted and are factory installed. / Please specify when ordering: - interior system yes / no - walnut 77 or maple 78 - Surface of the lateral aluminum profile, please see page 982 - Model.-no. ceramic, please see page 1035/1037						

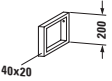

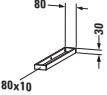
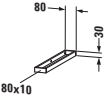
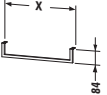
XViu Design by sieger design

Description	mm	Model-No.	Euro			
			Pricegroup 1	Pricegroup 2	Pricegroup 3	Pricegroup 4
						
Vanity unit for console 2 drawers, upper drawer including cut-out for siphon and siphon cover						
	632 x 548	XV 5915	1.201	1.278	1.396	1.798
	732 x 548	XV 5916	1.215	1.301	1.421	1.835
	832 x 548	XV 5917	1.228	1.323	1.448	1.869
	932 x 548	XV 5918	1.240	1.344	1.485	1.911
	1032 x 548	XV 5919	1.257	1.368	1.523	1.969
						
Additional modules Interior system in solid wood, including siphon cut out						
for cabinet widths 600 mm	600	UV 9967	248			
for cabinet widths 700 mm	700	UV 9859	248			
for cabinet widths 800 mm	800	UV 9972	342			
for cabinet widths 900 mm	900	UV 9973	342			
for cabinet widths 1000 mm	1000	UV 9976	412			
Infobox: Installation only in combination with space saving siphon (# 005076 is recommended) / Console not included in delivery, please order separately / Please keep 20 mm space to the wall for niche application / Interior modules can not be retrofitted and are factory installed. / Please specify when ordering: - interior system yes / no - walnut 77 or maple 78 - Surface of the lateral aluminum profile, please see page 982 - Model-no. ceramic, please see page 1035/1037						
						
Low cabinet for console 1 pull-out compartment						
	332 x 548	XV 5930	858	905	998	1.318
	432 x 548	XV 5931	877	927	1.030	1.347
	532 x 548	XV 5932	893	949	1.062	1.376
	632 x 548	XV 5933	913	975	1.094	1.420
	732 x 548	XV 5954	928	1.004	1.129	1.435
	832 x 548	XV 5934	946	1.030	1.166	1.532
						
Additional modules Interior system in solid wood, without siphon cut out						
for cabinet widths 600 mm	600	UV 9922	194			
for cabinet widths 700 mm	700	UV 9802	325			
for cabinet widths 800 mm	800	UV 9925	325			
Infobox: Console not included in delivery, please order separately / Please keep 20 mm space to the wall for niche application / Interior modules can not be retrofitted and are factory installed. / Please specify when ordering: - Surface of the lateral aluminum profile, please see page 982 - interior system yes / no - walnut 77 or maple 78						

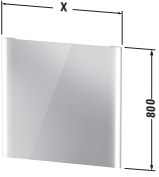
XViu Design by sieger design

Description	mm	Model-No.	Euro			
			Pricegroup 1	Pricegroup 2	Pricegroup 3	Pricegroup 4
						
Low cabinet for console						
2 drawers						
	332 x 548	XV 5935	1.039	1.084	1.215	1.622
	432 x 548	XV 5936	1.059	1.110	1.255	1.651
	532 x 548	XV 5937	1.079	1.143	1.291	1.683
	632 x 548	XV 5938	1.106	1.193	1.344	1.717
	732 x 548	XV 5959	1.129	1.217	1.361	1.764
	832 x 548	XV 5939	1.155	1.251	1.381	1.801
						
Additional modules						
Interior system in solid wood, without siphon cut out						
for cabinet widths 600 mm	600	UV 9937	350			
for cabinet widths 700 mm	700	UV 9868	350			
for cabinet widths 800 mm	800	UV 9988	398			
Infobox: Console not included in delivery, please order separately / Please keep 20 mm space to the wall for niche application / Interior modules can not be retrofitted and are factory installed. / Please specify when ordering: - Surface of the lateral aluminum profile, please see page 982 - interior system yes / no - walnut 77 or maple 78						
Body trim individual						
for installation for body 480 mm / 550 mm depths						
width minimum 20 mm - maximum						
100 mm	16	XV 5999	199	209	216	291
Infobox: Please specify when ordering: - Width dimension - Body colour						
						
Console Support						
1 console support-bracket, for installation beneath console 480 mm / 550 mm depths						
Black diamond, powder-coated	40 x 425	UV 9902	114			
						
Console support 100 mm wall installation						
1 console support (depth without pin), for installation beneath console 480 mm / 550 mm depths						
Black diamond, powder-coated	90 x 420	UV 9926	117			
Infobox: For using the console support for a dry lining wall, it's necessary to arm the wall						


XViu Design by sieger design

Description	mm	Model-No.	Euro			
			Pricegroup 1	Pricegroup 2	Pricegroup 3	Pricegroup 4
 <p>Console support compact 1 console support-towel rail, for installation beneath console 480 mm depth chrome</p>	40 x 455	UV 9917	186			
 <p>Console Support 1 console support-towel rail, for installation beneath console 550 mm depth chrome</p>	40 x 480	UV 9903	189			
 <p>Towel rail compact for installation on the side of console 480 mm depth chrome</p>	80 x 478	UV 9959	198			
Infobox: Towel rail can not be mounted on console later						
 <p>Towel rail for installation on the side of console 550 mm depth chrome</p>	80 x 548	UV 9960	214			
Infobox: Towel rail can not be mounted on console later						
 <p>Towel rail under consoles, under trims, square tube, chromed, 14 mm</p>	500 1000	UV 9985 UV 9986	191 254			

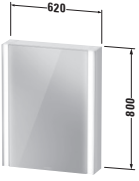
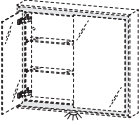
XViu Design by sieger design

Description	mm	Model-No.	Euro			
			Pricegroup 1	Pricegroup 2	Pricegroup 3	Pricegroup 4
						
Mirror with lighting						
„sensor“ - version, IP 44, LED dual light fields, 26 W, LED ambient light (top), 18-29 W from mirror width 1320 mm, 1 sensor switch bottom right, LED dimming function, LED (lifespan > 30.000 hours), LED module fixed install, Energy class: A+						
LED module 3500 Kelvin light colour, 26 W	450 x 40	XV 7030	1.046			
LED module 3500 Kelvin light colour, 26 W	620 x 40	XV 7031	1.185			
LED module 3500 Kelvin light colour, 26 W	820 x 40	XV 7032	1.223			
LED module 3500 Kelvin light colour, 26 W	1020 x 40	XV 7033	1.266			
LED module 3500 Kelvin light colour, 26 W	1220 x 40	XV 7034	1.334			
LED module 3500 Kelvin light colour, 44 W	1320 x 40	XV 7035	1.638			
LED module 3500 kelvin light colour, 45 W	1420 x 40	XV 7036	1.674			
LED module 3500 Kelvin light colour, 48 W	1620 x 40	XV 7037	1.783			
LED module 3500 Kelvin light colour, 51 W	1820 x 40	XV 7038	1.809			
LED module 3500 Kelvin light colour, 55 W	2020 x 40	XV 7039	1.971			
Additional modules						
defog system with Auto-Off function						
mirror widths 600, 620, 650, 750, 766 mm, mirror Ø 700, 900 mm 19 W		UV 9847	134			
mirror widths 800, 820, 1000, 1020, 1050 mm 37 W		UV 9848	140			
mirror widths 1200, 1220 mm 38 W		UV 9849	145			
mirror widths 1300, 1320, 1350, 1400, 1420, 1600, 1620 mm 74 W		UV 9774	249			
mirror widths 1800, 1820, 2000, 2020 mm 76 W		UV 9775	261			
Infobox: Distance between sensor and reflecting surfaces = minimum 75 mm / on/off function also with push bottom switch possible / Please specify when ordering: - Surface of the lateral aluminum profile, please see page 982						

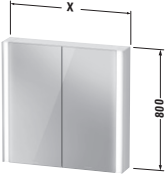
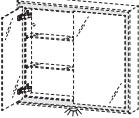
XViu Design by sieger design

Description	mm	Model-No.	Euro			
			Pricegroup 1	Pricegroup 2	Pricegroup 3	Pricegroup 4
						
Mirror with lighting „icon“ - version, IP 44, LED dual light fields, 26 W, LED ambient light (top and bottom), 20-70 W, defog system with Auto-Off function, Continuous, synchronous adjustment of the light colour for direct and ambient light, Touchless panel operating unit, Dimming function and adjustment of the light colour with memory effect, LED (lifespan > 30.000 hours), LED module fixed install, Energy class: A+						
LED module 2700 - 6500 Kelvin light colour, 46 W	620 x 40	XV 7041	1.597			
LED module 2700 - 6500 Kelvin light colour, 52 W	820 x 40	XV 7042	1.671			
LED module 2700 - 6500 kelvin light colour, 60 W	1020 x 40	XV 7043	1.770			
LED module 2700-6500 Kelvin light colour, 66 W	1220 x 40	XV 7044	1.975			
LED module 2700 - 6500 Kelvin light colour, 70 W	1320 x 40	XV 7045	2.030			
LED module 2700 - 6500 Kelvin light colour, 74 W	1420 x 40	XV 7046	2.071			
LED module 2700 - 6500 kelvin light colour 82 W	1620 x 40	XV 7047	2.205			
LED module 2700 - 6500 Kelvin light colour, 88 W	1820 x 40	XV 7048	2.316			
LED module 2700 - 6500 Kelvin light colour, 96 W	2020 x 40	XV 7049	2.508			
Infobox: on/off function also with push bottom switch possible / Please specify when ordering: - Surface of the lateral aluminum profile, please see page 982						

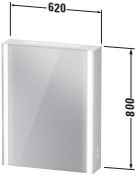
XViu Design by sieger design

Description	mm	Model-No.	Euro			
			Pricegroup 1	Pricegroup 2	Pricegroup 3	Pricegroup 4
						
Mirror cabinet „sensor“ - version, IP 44, LED dual light fields, Outside corpus in mirror glass, 1 mirror door, 1 wooden shelf, 2 glass shelves (clear glass), integrated waveboard for small parts, back panel inside mirror glass, 1 socket unit inside right, 1 sensor switch bottom right, LED dimming function, LED (lifespan > 30.000 hours), LED module fixed install, Energy class: A+ LED module 3500 Kelvin light colour, 26 W	620 x 156	XV 7131 L/R	2.081			
						
Additional modules LED light for washbasin area 3500 kelvin light colour, 3 W, LED dimming function, LED (lifespan > 30.000 hours), LED module fixed install Energy class: A		UV 9954	83			
Infobox: Please specify when ordering: - hinges left (L) / right (R) - Surface of the lateral aluminum profile, please see page 982						

XViu Design by sieger design

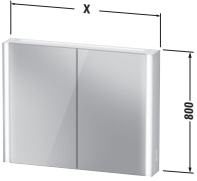
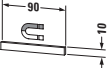

Description	mm	Model-No.	Euro			
			Pricegroup 1	Pricegroup 2	Pricegroup 3	Pricegroup 4
						
Mirror cabinet „sensor“ - version, IP 44, LED dual light fields, Outside corpus in mirror glass, 2 mirror doors, 1 wooden shelf, 2 glass shelves (clear glass), integrated waveboard for small parts, back panel inside mirror glass, 1 socket unit inside right, 1 sensor switch bottom right, LED dimming function, LED (lifespan > 30.000 hours), LED module fixed install, Energy class: A+						
LED module 3500 Kelvin light colour, 26 W	820 x 156	XV 7132	2.238			
LED module 3500 Kelvin light colour, 26 W	1020 x 156	XV 7133	2.344			
LED module 3500 Kelvin light colour, 26 W	1220 x 156	XV 7134	2.526			
						
Additional modules LED light for washbasin area 3500 kelvin light colour, 3 W, LED dimming function, LED (lifespan > 30.000 hours), LED module fixed install Energy class: A		UV 9954	83			
Infobox: Please specify when ordering: - Surface of the lateral aluminum profile, please see page 982						

XViu Design by sieger design



Description	mm	Model-No.	Euro			
			Pricegroup 1	Pricegroup 2	Pricegroup 3	Pricegroup 4
 <p>Mirror cabinet „icon“ - version, LED dual light fields, 26 W, LED ambient light (top and bottom), 16-34 W, LED interior lighting with auto on/off- function, 5 - 12 W, Outside corpus in mirror glass, 1 mirror door, 3 glass shelves (clear glass), back panel inside mirror glass, integrated waveboard for small parts, 1 socket unit inside right, Continuous, synchronous adjustment of the light colour for direct and ambient light, Touchless panel operating unit (integrated in the right outside), Dimming function and adjustment of the light colour with memory effect, LED (lifespan > 30.000 hours), LED module fixed install, Energy class: A+ LED module 2700 - 6500 kelvin light colour 51 W</p>	620 x 156	XV 7141 L/R	2.688			

Infobox: Please specify when ordering:
 - hinges left (L) / right (R)
 - Surface of the lateral aluminum profile, please see page 982

XViu Design by sieger design

Description	mm	Model-No.	Euro			
			Pricegroup 1	Pricegroup 2	Pricegroup 3	Pricegroup 4
 <p>Mirror cabinet „icon“ - version, LED dual light fields, 26 W, LED ambient light (top and bottom), 16-34 W, LED interior lighting with auto on/off- function, 5 - 12 W, Outside corpus in mirror glass, 2 mirror doors, 3 glass shelves (clear glass), back panel inside mirror glass, integrated waveboard for small parts, 1 socket unit inside right, Continuous, synchronous adjustment of the light colour for direct and ambient light, Touchless panel operating unit (integrated in the right outside), Dimming function and adjustment of the light colour with memory effect, LED (lifespan > 30.000 hours), LED module fixed install, Energy class: A+</p>						
LED module 2700 - 6500 Kelvin light colour, 59 W	820 x 156	XV 7142	2.924			
LED module 2700 - 6500 Kelvin light colour, 68 W	1020 x 156	XV 7143	3.080			
LED module 2700 - 6500 Kelvin light colour, 78 W	1220 x 156	XV 7144	3.346			
Infobox: Please specify when ordering: - Surface of the lateral aluminum profile, please see page 982						
 <p>Magnetic strip in polished stainless steel</p>						
	90 x 5	UV 9709	54			
Infobox: The magnetic strip can be applied individually to the body, back side or mirror door by using a mirror adhesive tape. Please consider the decrease of respective storage space during installation.						
 <p>Box for mirror cabinet</p>						
Box with cover	100 x 160	XV 9948	136			
Infobox: Please specify when ordering: - walnut 77 or maple 78						



XViu Design by sieger design

Description	mm	Model-No.	Euro			
			Pricegroup 1	Pricegroup 2	Pricegroup 3	Pricegroup 4
						
Semi-tall cabinet floor-standing						
1 door,						
2 glass shelves with aluminium brackets						
	400 x 240	XV 1305 L/R	812	896	1.087	1.457
	500 x 240	XV 1306 L/R	846	954	1.173	1.532
Infobox: Legs are recommended / Legs not included in delivery, please order separately / # XV 9714 champagner matt 2 pieces or # XV 9715 black matt 2 pieces / Please specify when ordering: - hinges left (L) / right (R) - Surface of the lateral aluminum profile, please see page 982 - Leg variant, please see page 1025						
						
Semi-tall cabinet floor-standing						
1 door,						
3 glass shelves with aluminium brackets						
	400 x 240	XV 1315 L/R	1.024	1.143	1.400	1.781
	500 x 240	XV 1316 L/R	1.038	1.162	1.487	1.844
Infobox: Legs are recommended / Legs not included in delivery, please order separately / # XV 9714 champagner matt 2 pieces or # XV 9715 black matt 2 pieces / Please specify when ordering: - hinges left (L) / right (R) - Surface of the lateral aluminum profile, please see page 982 - Leg variant, please see page 1025						



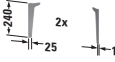
XViu Design by sieger design

Description	mm	Model-No.	Euro			
			Pricegroup 1	Pricegroup 2	Pricegroup 3	Pricegroup 4
Semi-tall cabinet floor-standing						
1 door,						
3 glass shelves with aluminium brackets						
	400 x 360	XV 1325 L/R	1.102	1.210	1.540	1.944
	500 x 360	XV 1326 L/R	1.131	1.269	1.648	2.170
Infobox: Legs are recommended / Legs not included in delivery, please order separately / # XV 9714 champagner matt 2 pieces or # XV 9715 black matt 2 pieces / Please specify when ordering: - hinges left (L) / right (R) - Surface of the lateral aluminum profile, please see page 982 - Leg variant, please see page 1025						
Semi-tall cabinet with glass door floor-standing						
1 glass door in Parsol grey based on an aluminum frame (safety glass),						
2 glass shelves with aluminium brackets						
	400 x 240	XV 1360 L/R	1.256	1.334	1.370	1.746
	500 x 240	XV 1361 L/R	1.306	1.391	1.432	1.810
Infobox: Legs are recommended / Legs not included in delivery, please order separately / # XV 9714 champagner matt 2 pieces or # XV 9715 black matt 2 pieces / Please specify when ordering: - hinges left (L) / right (R) - Surface of the lateral aluminum profile, please see page 982 - Leg variant, please see page 1025						

XViu Design by sieger design

Description	mm	Model-No.	Euro			
			Pricegroup 1	Pricegroup 2	Pricegroup 3	Pricegroup 4
 <p>Semi-tall cabinet with glass door floor-standing 1 glass door in Parsol grey based on an aluminum frame (safety glass), 3 glass shelves with aluminium brackets</p>	400 x 240	XV 1365 L/R	1.503	1.591	1.642	2.054
	500 x 240	XV 1366 L/R	1.535	1.629	1.686	2.099
	Infobox: Legs are recommended / Legs not included in delivery, please order separately / # XV 9714 champagner matt 2 pieces or # XV 9715 black matt 2 pieces / Please specify when ordering: - hinges left (L) / right (R) - Surface of the lateral aluminum profile, please see page 982 - Leg variant, please see page 1025					
 <p>Semi-tall cabinet with glass door floor-standing 1 glass door in Parsol grey based on an aluminum frame (safety glass), 3 glass shelves with aluminium brackets</p>	400 x 360	XV 1367 L/R	1.571	1.658	1.774	2.162
	500 x 360	XV 1368 L/R	1.617	1.713	1.838	2.223
	Infobox: Legs are recommended / Legs not included in delivery, please order separately / # XV 9714 champagner matt 2 pieces or # XV 9715 black matt 2 pieces / Please specify when ordering: - hinges left (L) / right (R) - Surface of the lateral aluminum profile, please see page 982 - Leg variant, please see page 1025					

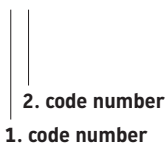
XViu Design by sieger design

Description	mm	Model-No.	Euro			
			Pricegroup 1	Pricegroup 2	Pricegroup 3	Pricegroup 4
						
Tall cabinet floor-standing						
1 door,						
4 glass shelves with alu carrier system						
	400 x 360	XV 1335 L/R	1.230	1.376	1.786	2.238
	500 x 360	XV 1336 L/R	1.266	1.438	1.915	2.461
Infobox: Legs are recommended / Legs not included in delivery, please order separately / # XV 9714 champagner matt 2 pieces or # XV 9715 black matt 2 pieces / Please specify when ordering: <ul style="list-style-type: none"> - hinges left (L) / right (R) - Surface of the lateral aluminum profile, please see page 982 - Leg variant, please see page 1025 						
						
Tall cabinet with glass door floor-standing						
1 glass door in Parsol grey based on an aluminum frame (safety glass),						
4 glass shelves with alu carrier system						
	400 x 360	XV 1375 L/R	1.745	1.833	1.986	2.419
	500 x 360	XV 1376 L/R	1.795	1.891	2.052	2.485
Infobox: Legs are recommended / Legs not included in delivery, please order separately / # XV 9714 champagner matt 2 pieces or # XV 9715 black matt 2 pieces / Please specify when ordering: <ul style="list-style-type: none"> - hinges left (L) / right (R) - Surface of the lateral aluminum profile, please see page 982 - Leg variant, please see page 1025 						
						
Plinth leg						
Leg champagner matt 2 pieces	10 x 25	XV 9714	226			
Leg black matt 2 pieces	10 x 25	XV 9715	226			

Electrical requests in rooms with bathtub, whirltub, shower or SensoWash® for domestic use

1. Explanation IP-Code (= Internal Protection)

IP XX



1. code number:

Protection of utilities against penetration of solid foreign bodies
 Protection of people against access to dangerous parts

2. code number:

Protection of utilities against penetration of water with harmful effects = relevant code number for rooms with bathtub and shower

1. code number			2. code number	
degree of protection	Protection of utilities against penetration of solid foreign bodies	Protection of people against access to dangerous parts	degree of protection	Protection of utilities against penetration of water with harmful effects
IP 0X	not protected	not protected	IP X0	not protected
IP 1X	≥ 50 mm Ø	back of the hand	IP X1	protection of dripping water (vertical)
IP 2X	≥ 12,5 mm Ø	finger	IP X2	protection of dripping water (inclination up to 15° degree)
IP 3X	≥ 2,5 mm Ø	tool	IP X3	protection of sprinkling water
IP 4X	≥ 1,0 mm Ø	wire	IP X4	protection of spurting water
IP 5X	dust-proof	wire	IP X5	protection of jet of water
IP 6X	dust-tight	wire	IP X6	strong protection of jet of water
X	not indicated	not indicated	IP X7	protection at temporary submerge into water
			IP X8	protection at constant submerge into water
			X	not indicated

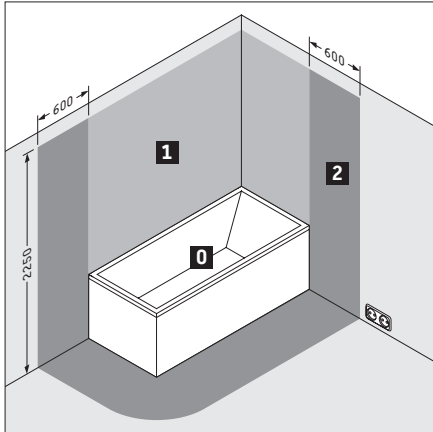
Electrical requests in rooms with bathtub, whirltub, shower or SensoWash® for domestic use

Note: Following scheme complies with the standard DIN VDE 0100-701:2008-10

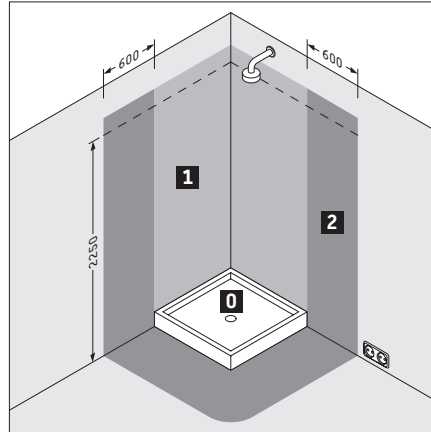
The electrical installation has to be carried out in accordance with the country-specific standards for low voltage installations, the local electric power company as well as the country-specific standards.

2. IP area classification

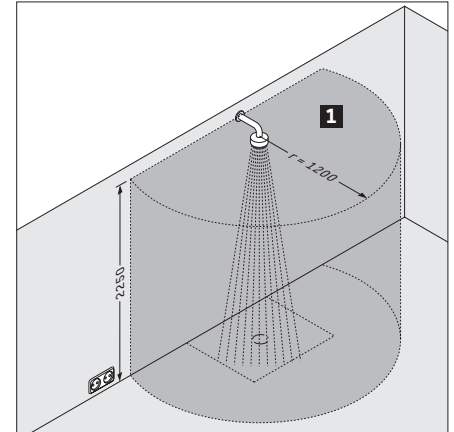
Situation referring to rooms with bathtub



Situation referring to rooms with shower tray



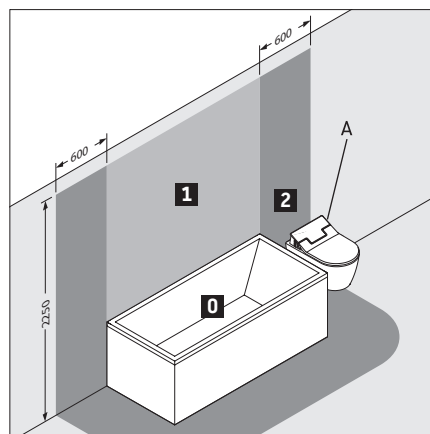
Situation referring to showers without tub or installation of flush fitting shower trays



Area classification in rooms with bathtub or shower			min. protection class	Installation of SensoWash®
0	area 0	inside the bathtub or shower tray	IP X7	not allowed
1	area 1	- above bathtub or shower tray, height = 2250 mm above finished floor level* - Showers without shower tray: Distance of 1200 mm from the centre point of the fixed emersion point of water at the wall or the ceiling, height = 2250 mm above finished floor level*	IP X4	not allowed
2	area 2	area 600 mm from the tub border, Height = 2250 mm above finished floor level*	IP X4	SensoWash® permissible due to its minimum protection class of IP X4. Earthed power socket not permitted.

3. Protection class of Duravit products

Serie	SensoWash®
SensoWash® Starck e	IP X4
SensoWash® Slim	IP X4
SensoWash® Starck	IP X4
SensoWash® Starck C	IP X4
SensoWash® Starck f	IP X4



A SensoWash (IP X4) may extend into area 2

* or height of highest fixed shower head/ water outlet, depending which is higher

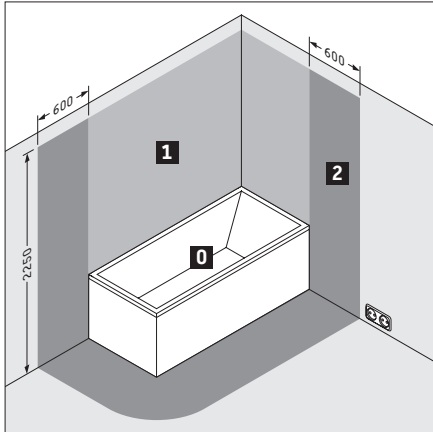
Electrical requests in rooms with bathtub, whirltub or shower for domestic use - Furniture with electricification/lamps

Note: Following scheme complies with the standard DIN VDE 0100-701:2008:10

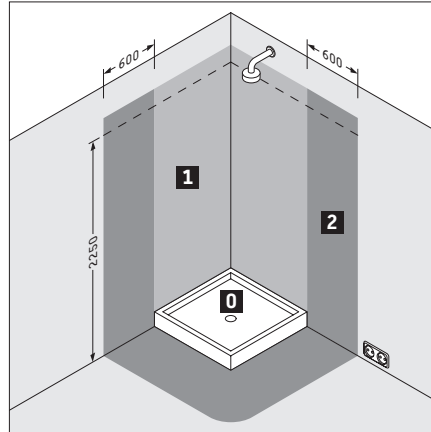
The electrical installation has to be carried out in accordance with the country-specific standards for low voltage installations, the local electric power company as well as the country-specific standards.

2. IP area classification

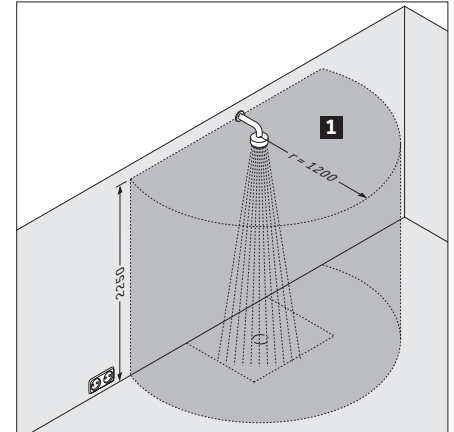
Situation referring to rooms with bathtub



Situation referring to rooms with shower tray



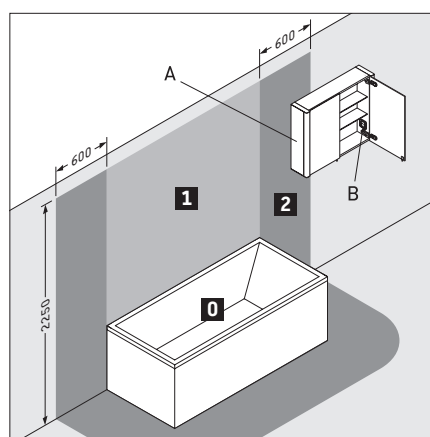
Situation referring to showers without tub or installation of flush fitting shower trays



Area classification in rooms with bathtub or shower			min. protection class	Installation of mirrors with lighting and mirror cabinets
0	area 0	inside the bathtub or shower tray	IP X7	not allowed
1	area 1	- above bathtub or shower tray, height = 2250 mm above finished floor level* - Showers without shower tray: Distance of 1200 mm from the centre point of the fixed emersion point of water at the wall or the ceiling, height = 2250 mm above finished floor level*	IP X4	not allowed
2	area 2	area 600 mm from the tub border, Height= 2250 mm above finished floor level*	IP X4	Mirror with lighting and mirror cabinets need IP X4, switches within the mirror are allowed, sockets are not allowed. A IP X4 mirror cabinet with integrated socket have to be installed in the kind that the socket does not extend into area 1 or area 2.

3. Protection class of Duravit products

Series	mirrors	mirror cabinets
Brioso	IP 44	IP 44
Cape Cod	IP 44	-
Happy D.2	IP 44	IP 44
Happy D.2 Plus	IP 44	-
Ketho	IP 44	IP 44
L-Cube	IP 44	IP 44
Universal Light and mirror	IP 44	IP 44
Luv	IP 44	-
Starck	IP 44	-
White Tulip	IP 44	-
X-Large	IP 44	IP 44
XSquare	IP 44	IP 44
XViu	IP 44	IP 44



- A Mirror cabinet with IP 44 may extend into area 2
B A socket within the mirror cabinet must be installed outside the areas

* or height of highest fixed shower head/ water outlet, depending which is higher

DuraStyle Order Sheet for Drilling Tap Holes

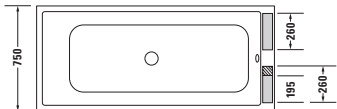
Customer _____ Customer order no. _____ Article no. _____

Order no. _____ Date _____

The following steps must be completed one after the other and all details must be specified in full order to be able to carry out the drilling of tap holes accurately. When using a Rollbox / a body for the hand shower (see Secuflex by Hansgrohe, HansaCompact by Hansa), a technical drawing of the box must also be sent. Otherwise an order cannot be processed. Cut-outs at the edge of the tub are not possible. Please note that bathtubs with holes drilled in the rim cannot be returned. Taps are not possible for whirltubs.

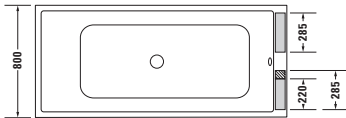
1st step: Please indicate the required bathtub.

700231



- Tap holes can be drilled in the grey area. (Requirement: use a Duravit waste and overflow)
- Drilling of tap holes in shaded areas only possible if waste and overflow without water inlet is used.

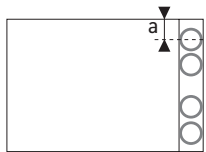
700233



2nd step: Please indicate the required position of the holes to be drilled in the rim.

If the tap holes are to be drilled on the left / right, please specify the distance from the edge of the bathtub to the centre of the first drill hole:
a = _____ mm

left



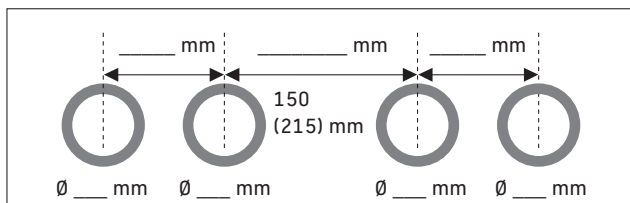
a = min. 80 mm

right



a = min. 80 mm

3rd step: Specify the dimensions for drilling the holes. Please enter the distance between them and the diameter for each hole directly in the drawing.



For DuraStyle bathtubs, please note the minimum distance between the two centre drillings. The minimum distance when using a Duravit waste and overflow without a water inlet is 150 mm, when using a Duravit waste and overflow with water inlet 215 mm.

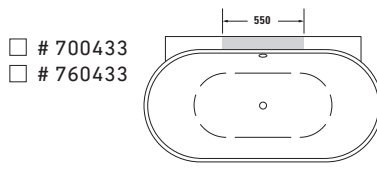
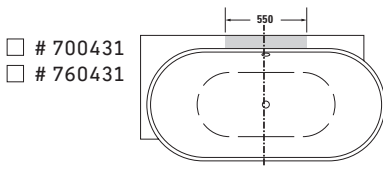
Luv Order Sheet for Drilling Tap Holes

Customer _____ Customer order no. _____ Article no. _____

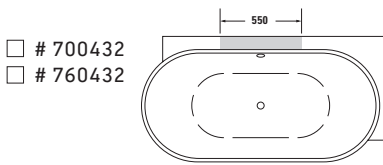
Order no. _____ Date _____

The following steps must be completed one after the other and all details must be specified in full order to be able to carry out the drilling of tap holes accurately. When using a Rollbox / a body for the hand shower (see Secuflex by Hansgrohe, HansaCompact by Hansa), a technical drawing of the box must also be sent. Otherwise an order cannot be processed. Cut-outs at the edge of the tub are not possible. Please note that bathtubs with holes drilled in the rim cannot be returned. Taps are possible for bath- and whirltubs.

1st step: Please indicate the required bathtub.

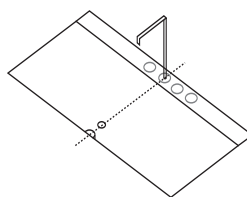
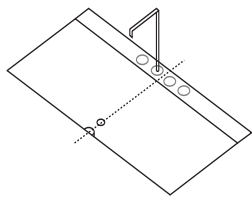


Tap holes can be drilled in the grey area. (Requirement: use a Duravit waste and overflow)



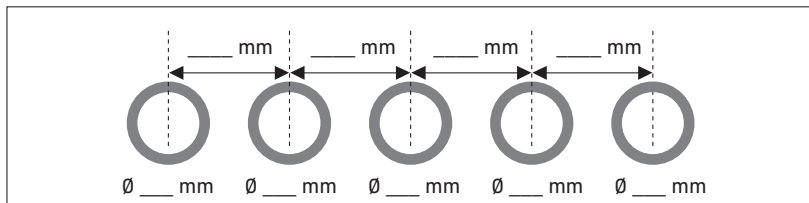
2nd step: Please indicate the central axis of the bathtub in relation to the tap holes.

- Tap holes centered to mid axis Tap holes offset to mid axis



- | | | | | |
|---------------|--------------------------|--|--------------------------|--|
| 1-drill hole | <input type="checkbox"/> | | <input type="checkbox"/> | |
| 2-drill holes | <input type="checkbox"/> | | <input type="checkbox"/> | |
| 3-drill holes | <input type="checkbox"/> | | <input type="checkbox"/> | |
| 4-drill holes | <input type="checkbox"/> | | <input type="checkbox"/> | |
| 5-drill holes | <input type="checkbox"/> | | <input type="checkbox"/> | |

3rd step: Specify the dimensions for drilling the holes. Please enter the distance between them and the diameter for each hole directly in the drawing.



Paiova (Paiova 5) Order Sheet for Drilling Tap Holes

Customer _____ Customer order no. _____ Article no. _____

Order no. _____ Date _____

The following steps must be completed one after the other and all details must be specified in full order to be able to carry out the drilling of tap holes accurately. When using a Rollbox / a body for the hand shower (see Secuflex by Hansgrohe, HansaCompact by Hansa), a technical drawing of the box must also be sent. Otherwise an order cannot be processed.

Cut-outs at the edge of the tub are not possible.

Please note that bathtubs with holes drilled in the rim cannot be returned. Taps are not possible for whirltubs.

1st step: Please indicate the required bathtub.

700390 # 700391 # 700392 # 700393
 # 700394 # 700395 # 700396 # 700397

Tap holes can be drilled in the grey area.

2nd step: Please specify the distance from the edge of the tub to the centre of the first tap hole

a = _____ mm

a = min. 635 mm for #700390 #700394 #700391 #700395
a = min. 695 mm for #700392 #700396 #700393 #700397

3rd step: Specify the dimensions for drilling the holes. Please enter the distance between them and the diameter for each hole directly in the drawing.

_____ mm _____ mm _____ mm _____ mm

Ø _____ mm Ø _____ mm Ø _____ mm Ø _____ mm Ø _____ mm

Vero Order Sheet for Drilling Tap Holes

Customer _____ Customer order no. _____ Article no. _____

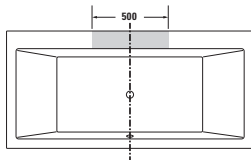
Order no. _____ Date _____

The following steps must be completed one after the other and all details must be specified in full order to be able to carry out the drilling of tap holes accurately. When using a Rollbox / a body for the hand shower (see Secuflex by Hansgrohe, HansaCompact by Hansa), a technical drawing of the box must also be sent. Otherwise an order cannot be processed. Cut-outs at the edge of the tub are not possible. Please note that bathtubs with holes drilled in the rim cannot be returned. Taps are not possible for whirltubs.

1st step: Please indicate the required bathtub.

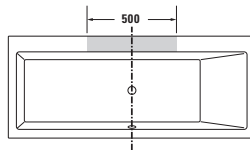
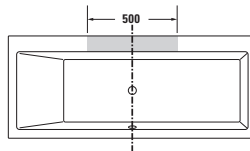
Vero

- # 700135
- # 700136



Vero

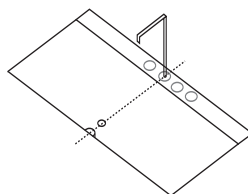
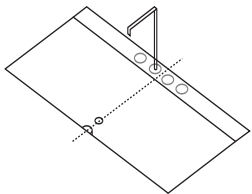
- # 700131
- # 700133
- # 700132
- # 700134



Tap holes can be drilled in the grey area.

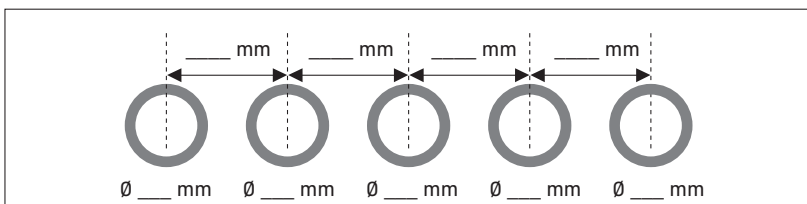
2nd step: Please indicate the central axis of the bathtub in relation to the tap holes.

- Tap holes centered to mid axis
- Tap holes offset to mid axis



- | | | | | |
|---------------|--------------------------|--|--------------------------|--|
| 1-drill hole | <input type="checkbox"/> | | <input type="checkbox"/> | |
| 2-drill holes | <input type="checkbox"/> | | <input type="checkbox"/> | |
| 3-drill holes | <input type="checkbox"/> | | <input type="checkbox"/> | |
| 4-drill holes | <input type="checkbox"/> | | <input type="checkbox"/> | |
| 5-drill holes | <input type="checkbox"/> | | <input type="checkbox"/> | |

3rd step: Specify the dimensions for drilling the holes. Please enter the distance between them and the diameter for each hole directly in the drawing.



Brioso, DuraStyle, L-Cube, X-Large, XViui Recommendation for ceramics + vanity units for consoles

			Vanity unit for console compact (Please order console separately, minimum width for vanity unit for console)																		
			480 mm depth																		
			1 compartment					2 drawers													
			600	700	800	900	1000	600	700	800	900	1000									
			¹⁾																		
				# BR 5100	# BR 5101	# BR 5102	# BR 5103	# BR 5104	# BR 5105	# BR 5106	# BR 5107	# BR 5108	# BR 5109								
				# DS 5300	# DS 5301	# DS 5302	# DS 5303	# DS 5304	# DS 5305	# DS 5306	# DS 5307	# DS 5308	# DS 5309								
				# LC 5800	# LC 5801	# LC 5802	# LC 5803	# LC 5804	# LC 5805	# LC 5806	# LC 5807	# LC 5808	# LC 5809								
				# XL 5400	# XL 5401	# XL 5402	# XL 5403	# XL 5404	# XL 5405	# XL 5406	# XL 5407	# XL 5408	# XL 5409								
				# XV 5900	# XV 5901	# XV 5902	# XV 5903	# XV 5904	# XV 5905	# XV 5906	# XV 5907	# XV 5908	# XV 5909								
Series	Ceramic	Ceramic type																			
2nd floor	# 031758	Built-in		●	●	●	●	●		●	●	●	●								
2nd floor	# 031758	Above	●	●	●	●	●	●	●	●	●	●	●								
2nd floor	# 034760	Built-in		●	●	●	●	●													
2nd floor	# 049160	Built-in					●	●													
2nd floor	# 049170	Built-in						●													
Bacino	# 032542	Above	●	●	●	●	●	●													
Bacino	# 033342	Above	●	●	●	●	●	●													
Bacino	# 033452	Above	●	●	●	●	●	●													
Cape Cod	# 232840	Above	●	●	●	●	●	●													
Cape Cod	# 232843	Above	●	●	●	●	●	●													
Cape Cod	# 234043	Above	●	●	●	●	●	●													
Cape Cod	# 234755	Above	●	●	●	●	●	●													
D-Code	# 033754	Built-in		●	●	●	●	●													
D-Neo	# 035760	Built-in		●	●	●	●	●													
D-Neo	# 035860	Built-in		●	●	●	●	●													
D-Neo	# 237140	Above	●	●	●	●	●	●	●	●	●	●	●								
D-Neo	# 237260	Above	●	●	●	●	●	●	●	●	●	●	●								
DuraSquare	# 073245	Above	●	●	●	●	●	●	●	●	●	●	●								
DuraSquare	# 234880	Above	●	●	●	●	●	●	●	●	●	●	●								
DuraSquare	# 234980	Above	●	●	●	●	●	●	●	●	●	●	●								
DuraSquare	# 235310	Above			●	●	●	●													
DuraSquare	# 235350	Above		●	●	●	●	●													
DuraSquare	# 235360	Above	●	●	●	●	●	●													
DuraSquare	# 235380	Above	●	●	●	●	●	●													
DuraSquare	# 235560	Above		●	●	●	●	●													
DuraSquare	# 235660	Above	●	●	●	●	●	●													
DuraStyle	# 034943	Above	●	●	●	●	●	●													
DuraStyle	# 034960	Above	●	●	●	●	●	●													
DuraStyle	# 037260	Built-in		●	●	●	●	●													
DuraStyle	# 037456	Built-in		●	●	●	●	●													
Foster	# 033550	Above	●	●	●	●	●	●													
Happy D.2	# 231440	Above	●	●	●	●	●	●													
Happy D.2	# 231460	Above		●	●	●	●	●													
Happy D.2	# 231560	Above		●	●	●	●	●													
Happy D.2	# 231765	Above		●	●	●	●	●													
Happy D.2 Plus	# 235940	Above	●	●	●	●	●	●													
Happy D.2 Plus	# 235960	Above		●	●	●	●	●													
Happy D.2 Plus	# 236050	Above	●	●	●	●	●	●													
Happy D.2 Plus	# 236060	Above		●	●	●	●	●													
Luv	# 037950	Above	●	●	●	●	●	●													
Luv	# 037960	Above	●	●	●	●	●	●													

1) measures highlighted in a dark colour = Width in mm; 2) measures highlighted in a light colour = Depth in mm / Only the listed ceramics are suitable for the furniture series / shortcut series: BR = Brioso, DS = DuraStyle, LC = L-Cube, XL = X-Large, XV = XViui

Brioso, DuraStyle, L-Cube, X-Large, XViU Recommendation for ceramics + vanity units for consoles

			Vanity unit for console compact (Please order console separately, minimum width for vanity unit for console)									
			480 mm depth									
			1 compartment				2 drawers					
			600	700	800	900	1000	600	700	800	900	1000
Series	Ceramic	Ceramic type	1) ¹⁾									
			# BR 5100	# BR 5101	# BR 5102	# BR 5103	# BR 5104	# BR 5105	# BR 5106	# BR 5107	# BR 5108	# BR 5109
			# DS 5300	# DS 5301	# DS 5302	# DS 5303	# DS 5304	# DS 5305	# DS 5306	# DS 5307	# DS 5308	# DS 5309
			# LC 5800	# LC 5801	# LC 5802	# LC 5803	# LC 5804	# LC 5805	# LC 5806	# LC 5807	# LC 5808	# LC 5809
			# XL 5400	# XL 5401	# XL 5402	# XL 5403	# XL 5404	# XL 5405	# XL 5406	# XL 5407	# XL 5408	# XL 5409
			# XV 5900	# XV 5901	# XV 5902	# XV 5903	# XV 5904	# XV 5905	# XV 5906	# XV 5907	# XV 5908	# XV 5909
Luv	# 037970	Above	●	●	●	●	●					
Luv	# 037980	Above		●	●	●	●					
Luv	# 038050	Above										
Luv	# 038060	Above	●	●	●	●	●					
Luv	# 038070	Above	●	●	●	●	●					
Luv	# 038080	Above		●	●	●	●					
Luv	# 038142	Above	●	●	●	●	●					
Pura Vida	# 037070	Above	●	●	●	●	●					
Starck 1	# 040833	Above	●	●	●	●	●	●	●	●	●	●
Vero Air	# 072445	Above	●	●	●	●	●	●	●	●	●	●
Vero Air	# 235010	Above		●	●	●	●		●	●	●	●
Vero Air	# 235012	Above					●					●
Vero Air	# 235050	Above	●	●	●	●	●	●	●	●	●	●
Vero Air	# 235060	Above	●	●	●	●	●	●	●	●	●	●
Vero Air	# 235070	Above	●	●	●	●	●	●	●	●	●	●
Vero Air	# 235080	Above	●	●	●	●	●	●	●	●	●	●
Vero Air	# 235150	Above	●	●	●	●	●					
Vero Air	# 235160	Above	●	●	●	●	●					
Viu	# 038560	Built-in		●	●	●	●					
Viu	# 235860	Above	●	●	●	●	●					
White Tulip	# 236243	Above	●	●	●	●	●	●	●	●	●	●

1) measures highlighted in a dark colour = Width in mm; 2) measures highlighted in a light colour = Depth in mm / Only the listed ceramics are suitable for the furniture series / shortcut series: BR = Brioso, DS = DuraStyle, LC = L-Cube, XL = X-Large, XV = XViU

Brioso, DuraStyle, L-Cube, X-Large, Xviu Recommendation for ceramics + vanity units for consoles

			Vanity unit for console compact (Please order console separately, minimum width for vanity unit for console)									
			2) 550 mm depth									
			1 compartment					2 drawers				
			1) 600	700	800	900	1000	600	700	800	900	1000
Series	Ceramic	Ceramic type	# BR 5110	# BR 5111	# BR 5112	# BR 5113	# BR 5114	# BR 5115	# BR 5116	# BR 5117	# BR 5118	# BR 5119
			# DS 5310	# DS 5311	# DS 5312	# DS 5313	# DS 5314	# DS 5315	# DS 5316	# DS 5317	# DS 5318	# DS 5319
			# LC 5810	# LC 5811	# LC 5812	# LC 5813	# LC 5814	# LC 5815	# LC 5816	# LC 5817	# LC 5818	# LC 5819
			# XL 5410	# XL 5411	# XL 5412	# XL 5413	# XL 5414	# XL 5415	# XL 5416	# XL 5417	# XL 5418	# XL 5419
			# XV 5910	# XV 5911	# XV 5912	# XV 5913	# XV 5914	# XV 5915	# XV 5916	# XV 5917	# XV 5918	# XV 5919
2nd floor	# 031758	Built-in		●	●	●	●		●	●	●	●
2nd floor	# 031758	Above		●	●	●	●		●	●	●	●
2nd floor	# 034760	Built-in		●	●	●	●					
2nd floor	# 049160	Built-in			●	●	●					
2nd floor	# 049170	Built-in					●					
2nd floor	# 049180	Built-in				●	●				●	●
Architec	# 032050	Above	●	●	●	●	●	●	●	●	●	●
Bacino	# 032542	Above	●	●	●	●	●	●	●	●	●	●
Bacino	# 033342	Above	●	●	●	●	●	●	●	●	●	●
Bacino	# 033452	Above	●	●	●	●	●	●	●	●	●	●
Cape Cod	# 232840	Above	●	●	●	●	●	●	●	●	●	●
Cape Cod	# 232843	Above	●	●	●	●	●	●	●	●	●	●
Cape Cod	# 234043	Above	●	●	●	●	●	●	●	●	●	●
Cape Cod	# 234755	Above	●	●	●	●	●	●	●	●	●	●
CapeCod	# 233950	Above	●	●	●	●	●	●	●	●	●	●
CapeCod	# 234046	Above	●	●	●	●	●	●	●	●	●	●
D-Code	# 033754	Built-in		●	●	●	●					
D-Neo	# 035760	Built-in		●	●	●	●					
D-Neo	# 035860	Built-in		●	●	●	●					
D-Neo	# 237140	Above	●	●	●	●	●	●	●	●	●	●
D-Neo	# 237260	Above	●	●	●	●	●	●	●	●	●	●
DuraSquare	# 073245	Above	●	●	●	●	●	●	●	●	●	●
DuraSquare	# 234880	Above	●	●	●	●	●	●	●	●	●	●
DuraSquare	# 234980	Above	●	●	●	●	●	●	●	●	●	●
DuraSquare	# 235310	Above			●	●	●		●	●	●	●
DuraSquare	# 235350	Above		●	●	●	●		●	●	●	●
DuraSquare	# 235360	Above	●	●	●	●	●	●	●	●	●	●
DuraSquare	# 235380	Above	●	●	●	●	●	●	●	●	●	●
DuraSquare	# 235460	Above				●	●					
DuraSquare	# 235560	Above		●	●	●	●		●	●	●	●
DuraSquare	# 235660	Above	●	●	●	●	●	●	●	●	●	●
DuraStyle	# 034943	Above	●	●	●	●	●	●	●	●	●	●
DuraStyle	# 034960	Above	●	●	●	●	●	●	●	●	●	●
DuraStyle	# 037456	Built-in		●	●	●	●					
DuraStyle	# 037260	Built-in		●	●	●	●					
DuraStyle	# 037462	Built-in		●	●	●	●					
Foster	# 033550	Above	●	●	●	●	●	●	●	●	●	●
Happy D.2	# 048360	Built-in		●	●	●	●					
Happy D.2	# 231440	Above	●	●	●	●	●	●	●	●	●	●
Happy D.2	# 231460	Above		●	●	●	●		●	●	●	●
Happy D.2	# 231560	Above		●	●	●	●		●	●	●	●

1) measures highlighted in a dark colour = Width in mm; 2) measures highlighted in a light colour = Depth in mm / Only the listed ceramics are suitable for the furniture series / shortcut series: BR = Brioso, DS = DuraStyle, LC = L-Cube, XL = X-Large, XV = Xviu

Brioso, DuraStyle, L-Cube, X-Large, XViui Recommendation for ceramics + vanity units for consoles

			Vanity unit for console compact (Please order console separately, minimum width for vanity unit for console)									
			2) 550 mm depth									
			1 compartment					2 drawers				
			1) 600	700	800	900	1000	600	700	800	900	1000
Series	Ceramic	Ceramic type	# BR 5110	# BR 5111	# BR 5112	# BR 5113	# BR 5114	# BR 5115	# BR 5116	# BR 5117	# BR 5118	# BR 5119
			# DS 5310	# DS 5311	# DS 5312	# DS 5313	# DS 5314	# DS 5315	# DS 5316	# DS 5317	# DS 5318	# DS 5319
			# LC 5810	# LC 5811	# LC 5812	# LC 5813	# LC 5814	# LC 5815	# LC 5816	# LC 5817	# LC 5818	# LC 5819
			# XL 5410	# XL 5411	# XL 5412	# XL 5413	# XL 5414	# XL 5415	# XL 5416	# XL 5417	# XL 5418	# XL 5419
			# XV 5910	# XV 5911	# XV 5912	# XV 5913	# XV 5914	# XV 5915	# XV 5916	# XV 5917	# XV 5918	# XV 5919
Happy D.2	# 231765	Above		●	●	●	●		●	●	●	●
Happy D.2	# 231810	Built-in					●					●
Happy D.2	# 231860	Furniture			●	●	●			●	●	●
Happy D.2	# 231865	Furniture			●	●	●			●	●	●
Happy D.2	# 231880	Furniture				●	●				●	●
Happy D.2 Plus	# 235940	Above	●	●	●	●	●	●	●	●	●	●
Happy D.2 Plus	# 235960	Above		●	●	●	●		●	●	●	●
Happy D.2 Plus	# 236050	Above	●	●	●	●	●	●	●	●	●	●
Happy D.2 Plus	# 236060	Above		●	●	●	●		●	●	●	●
Luv	# 037950	Above	●	●	●	●	●	●	●	●	●	●
Luv	# 037960	Above	●	●	●	●	●	●	●	●	●	●
Luv	# 037970	Above	●	●	●	●	●	●	●	●	●	●
Luv	# 037980	Above		●	●	●	●		●	●	●	●
Luv	# 038050	Above	●	●	●	●	●	●	●	●	●	●
Luv	# 038060	Above	●	●	●	●	●	●	●	●	●	●
Luv	# 038070	Above	●	●	●	●	●	●	●	●	●	●
Luv	# 038080	Above		●	●	●	●		●	●	●	●
Luv	# 038142	Above	●	●	●	●	●	●	●	●	●	●
PuraVida	# 036970	Above	●	●	●	●	●					
PuraVida	# 037070	Above	●	●	●	●	●					
Starck 1	# 038747	Above	●	●	●	●	●	●	●	●	●	●
Starck 1	# 040833	Above	●	●	●	●	●	●	●	●	●	●
Starck 1	# 040853	Above	●	●	●	●	●	●	●	●	●	●
Starck 1	# 044546	Above	●	●	●	●	●	●	●	●	●	●
Starck 1	# 044648	Above	●	●	●	●	●	●	●	●	●	●
Starck 1	# 044753	Above	●	●	●	●	●	●	●	●	●	●
Starck 1	# 232246	Above	●	●	●	●	●	●	●	●	●	●
Starck 2	# 232144	Above	●	●	●	●	●	●	●	●	●	●
Starck 2	# 232360	Built-in			●	●	●		●	●	●	●
Starck 3	# 030256	Built-in		●	●	●	●					●
Vero	# 045250	Above	●	●	●	●	●	●	●	●	●	●
Vero Air	# 038355	Built-in		●	●	●	●		●	●	●	●
Vero Air	# 072445	Above	●	●	●	●	●	●	●	●	●	●
Vero Air	# 235010	Above		●	●	●	●		●	●	●	●
Vero Air	# 235012	Above				●	●					●
Vero Air	# 235050	Above	●	●	●	●	●	●	●	●	●	●
Vero Air	# 235060	Above	●	●	●	●	●	●	●	●	●	●
Vero Air	# 235070	Above	●	●	●	●	●	●	●	●	●	●
Vero Air	# 235080	Above	●	●	●	●	●	●	●	●	●	●
Vero Air	# 235150	Above	●	●	●	●	●	●	●	●	●	●
Vero Air	# 235160	Above	●	●	●	●	●	●	●	●	●	●

1) measures highlighted in a dark colour = Width in mm; 2) measures highlighted in a light colour = Depth in mm / Only the listed ceramics are suitable for the furniture series / shortcut series: BR = Brioso, DS = DuraStyle, LC = L-Cube, XL = X-Large, XV = XViui

Brioso, DuraStyle, L-Cube, X-Large, XViU Recommendation for ceramics + vanity units for consoles

			Vanity unit for console compact (Please order console separately, minimum width for vanity unit for console)									
			550 mm depth									
			1 compartment					2 drawers				
			600	700	800	900	1000	600	700	800	900	1000
Series	Ceramic	Ceramic type	# BR 5110	# BR 5111	# BR 5112	# BR 5113	# BR 5114	# BR 5115	# BR 5116	# BR 5117	# BR 5118	# BR 5119
			# DS 5310	# DS 5311	# DS 5312	# DS 5313	# DS 5314	# DS 5315	# DS 5316	# DS 5317	# DS 5318	# DS 5319
			# LC 5810	# LC 5811	# LC 5812	# LC 5813	# LC 5814	# LC 5815	# LC 5816	# LC 5817	# LC 5818	# LC 5819
			# XL 5410	# XL 5411	# XL 5412	# XL 5413	# XL 5414	# XL 5415	# XL 5416	# XL 5417	# XL 5418	# XL 5419
			# XV 5910	# XV 5911	# XV 5912	# XV 5913	# XV 5914	# XV 5915	# XV 5916	# XV 5917	# XV 5918	# XV 5919
			Vero Air	# 235250	Above	●	●	●	●	●	●	●
Vero Air	# 235260	Above	●	●	●	●	●	●	●	●	●	●
Viu	# 038560	Built-in		●	●	●	●					
Viu	# 235860	Above	●	●	●	●	●	●	●	●	●	●
White Tulip	# 236243	Above	●	●	●	●	●	●	●	●	●	●

1) measures highlighted in a dark colour = Width in mm; 2) measures highlighted in a light colour = Depth in mm / Only the listed ceramics are suitable for the furniture series / shortcut series: BR = Brioso, DS = DuraStyle, LC = L-Cube, XL = X-Large, XV = XViU

Cape Cod Recommendation for ceramics + furniture for defined console applications

			Vanity unit including console (Measure including console, console already included)					
			2) 570 mm depth		480 mm depth			
			1 shelf		2 doors		1 shelf	
			1) 1120		1120		700	
			# CC 9532		# CC 9533		# CC 9534	
Series	Ceramic	Ceramic type						
Cape Cod	# 232840	Above	●		●	●		
Cape Cod	# 232843	Above	●		●	●		
Cape Cod	# 232848	Above	●		●			
Cape Cod	# 233950	Above	●		●	●		
Cape Cod	# 234043	Above	●		●	●		
Cape Cod	# 234046	Above	●		●			
Cape Cod	# 234755	Above	●		●	●		

1) measures highlighted in a dark colour = Width in mm; 2) measures highlighted in a light colour = Depth in mm / Only the listed ceramics are suitable for the furniture series

D-Neo Recommendation for ceramics + furniture for defined console applications

			Vanity unit including console (Console already included)															
			2) 480 mm depth				550 mm depth											
			1 opened compartment				1 opened compartment		1 compartment			2 compartments		2 drawers			4 drawers	
			1) 800		1000		800		1000		800	1000	1200	1400		800	1000	1200
Series	Ceramic	Ceramic type	# DE 4918	# DE 4938	# DE 4919	# DE 4939	# DE 4928	# DE 4958	# DE 4929	# DE 4959	# DE 4947	# DE 4948	# DE 4949	# DE 4950	# DE 4967	# DE 4968	# DE 4969	# DE 4970
2nd floor	# 031758	Built-in									●	●	●		●	●	●	
2nd floor	# 031758	Above			●	●			●	●	●	●	●		●	●	●	●
Architec	# 032050	Above									●	●	●	●	●	●	●	●
Bacino	# 032542	Above	●	●	●	●	●	●	●	●	●	●	●	●	●	●	●	●
Bacino	# 033342	Above	●	●	●	●	●	●	●	●	●	●	●	●	●	●	●	●
Bacino	# 033452	Above	●	●	●	●	●	●	●	●	●	●	●	●	●	●	●	●
Cape Cod	# 232840	Above	●	●	●	●	●	●	●	●	●	●	●	●	●	●	●	●
Cape Cod	# 232843	Above	●	●	●	●	●	●	●	●	●	●	●	●	●	●	●	●
Cape Cod	# 232848	Above					●	●	●	●	●	●	●	●	●	●	●	●
Cape Cod	# 233950	Above							●	●	●	●	●	●	●	●	●	●
Cape Cod	# 234043	Above	●	●	●	●	●	●	●	●	●	●	●	●	●	●	●	●
Cape Cod	# 234046	Above					●	●	●	●	●	●	●	●	●	●	●	●
Cape Cod	# 234755	Above			●	●			●	●	●	●	●	●	●	●	●	●
D-Code	# 033754	Built-in									●	●	●		●	●	●	
D-Neo	# 035760	Built-in									●	●	●		●	●	●	
D-Neo	# 035860	Built-in									●	●	●		●	●	●	
D-Neo	# 237140	Above	●	●	●	●	●	●	●	●	●	●	●	●	●	●	●	●
D-Neo	# 237260	Above	●	●	●	●	●	●	●	●	●	●	●	●	●	●	●	●
DuraSquare	# 073245	Above							●	●	●	●	●		●	●	●	
DuraSquare	# 235310	Above											●				●	
DuraSquare	# 235350	Above									●	●	●		●	●	●	
DuraSquare	# 235360	Above									●	●	●		●	●	●	
DuraSquare	# 235380	Above										●	●			●	●	
DuraSquare	# 235460	Above									●	●	●		●	●	●	
DuraSquare	# 235560	Above									●	●	●		●	●	●	
DuraSquare	# 235660	Above									●	●	●		●	●	●	
DuraStyle	# 034943	Above									●	●	●	●	●	●	●	●
DuraStyle	# 034960	Above			●	●			●	●	●	●	●	●	●	●	●	●
DuraStyle	# 037260	Built-in									●	●	●		●	●	●	
DuraStyle	# 037456	Built-in									●	●	●		●	●	●	
Foster	# 033550	Above	●	●	●	●	●	●	●	●	●	●	●	●	●	●	●	●
Happy D.2	# 048360	Built-in									●	●	●		●	●	●	
Happy D.2	# 231440	Above									●	●	●	●	●	●	●	●
Happy D.2	# 231460	Above									●	●	●		●	●	●	
Happy D.2	# 231560	Above									●	●	●		●	●	●	
Happy D.2	# 231765	Above									●	●	●		●	●	●	
Happy D.2 Plus	# 235940	Above									●	●	●	●	●	●	●	●
Happy D.2 Plus	# 235960	Above									●	●	●		●	●	●	
Happy D.2 Plus	# 236050	Above							●	●	●	●	●	●	●	●	●	●
Happy D.2 Plus	# 236060	Above									●	●	●		●	●	●	
Luv	# 037950	Above	●	●	●	●	●	●	●	●	●	●	●	●	●	●	●	●
Luv	# 037960	Above			●	●			●	●	●	●	●	●	●	●	●	●

1) measures highlighted in a dark colour = Width in mm; 2) measures highlighted in a light colour = Depth in mm / Only the listed ceramics are suitable for the furniture series

D-Neo Recommendation for ceramics + furniture for defined console applications

			Vanity unit including console (Console already included)																	
			2) 480 mm depth				550 mm depth													
			1 opened compartment				1 opened compartment				1 compartment			2 compartments		2 drawers			4 drawers	
			1) 800		1000		800		1000		800	1000	1200	1400		800	1000	1200	1400	
Series	Ceramic	Ceramic type	# DE 4918	# DE 4938	# DE 4919	# DE 4939	# DE 4928	# DE 4958	# DE 4929	# DE 4959	# DE 4947	# DE 4948	# DE 4949	# DE 4950	# DE 4967	# DE 4968	# DE 4969	# DE 4970		
Luv	# 037970	Above									●	●	●		●	●	●			
Luv	# 037980	Above									●	●	●		●	●	●			
Luv	# 038050	Above	●	●	●	●	●	●	●	●	●	●	●	●	●	●	●	●		
Luv	# 038060	Above			●	●			●	●	●	●	●	●	●	●	●	●		
Luv	# 038070	Above									●	●	●		●	●	●			
Luv	# 038080	Above									●	●	●		●	●	●			
Luv	# 038142	Above	●	●	●	●	●	●	●	●	●	●	●	●	●	●	●	●		
Starck 1	# 038747	Above							●	●	●	●	●	●	●	●	●	●		
Starck 1	# 040833	Above	●	●	●	●	●	●	●	●	●	●	●	●	●	●	●	●		
Starck 1	# 040853	Above					●	●	●	●	●	●	●	●	●	●	●	●		
Starck 1	# 044546	Above					●	●	●	●	●	●	●	●	●	●	●	●		
Starck 1	# 044648	Above					●	●	●	●	●	●	●	●	●	●	●	●		
Starck 1	# 044753	Above					●	●	●	●	●	●	●	●	●	●	●	●		
Starck 1	# 232246	Above					●	●	●	●	●	●	●	●	●	●	●	●		
Starck 2	# 232144	Above							●	●	●	●	●	●	●	●	●	●		
Starck 3	# 030256	Built-in									●	●	●		●	●	●			
Vero Air	# 072445	Above							●	●	●	●	●	●	●	●	●	●		
Vero Air	# 235010	Above											●				●			
Vero Air	# 235050	Above									●	●	●	●	●	●	●	●		
Vero Air	# 235060	Above									●	●	●		●	●	●			
Vero Air	# 235070	Above									●	●	●		●	●	●			
Vero Air	# 235080	Above										●	●			●	●			
Vero Air	# 235150	Above							●	●	●	●	●	●	●	●	●	●		
Vero Air	# 235160	Above									●	●	●		●	●	●			
Vero Air	# 235250	Above											●					●		
Vero Air	# 38355	Built-in									●	●	●		●	●	●			
Viu	# 235860	Above							●	●	●	●	●	●	●	●	●	●		
White Tulip	# 236243	Above					●	●	●	●	●	●	●	●	●	●	●	●		

1) measures highlighted in a dark colour = Width in mm; 2) measures highlighted in a light colour = Depth in mm / Only the listed ceramics are suitable for the furniture series

DuraStyle Recommendation for ceramics + furniture for defined console applications

			Vanity unit including console (Console already included)			
			2) 550 mm depth			
			1 compartment		2 compartments	
			1) 1000		1400	
Series	Ceramic	Ceramic type	# DS 6784		# DS 6785	
2nd floor	# 031758	Above			●	
Bacino	# 032542	Above	●		●	
Bacino	# 033342	Above	●		●	
Bacino	# 033452	Above	●		●	
Cape Cod	# 232840	Above	●		●	
Cape Cod	# 232843	Above	●		●	
Cape Cod	# 232848	Above	●		●	
Cape Cod	# 233950	Above	●		●	
Cape Cod	# 234043	Above	●			
Cape Cod	# 234046	Above	●			
Cape Cod	# 234755	Above			●	
DuraSquare	# 073245	Above	●			
DuraStyle	# 034943	Above	●		●	
DuraStyle	# 034960	Above	●		●	
D-Neo	# 237140	Above	●		●	
D-Neo	# 237260	Above			●	
Foster	# 033550	Above	●		●	
Happy D.2	# 231440	Above	●			
Luv	# 037950	Above	●		●	
Luv	# 037960	Above			●	
Luv	# 037970	Above			●	
Luv	# 037980	Above			●	
Luv	# 038050	Above	●		●	
Luv	# 038060	Above			●	
Luv	# 038070	Above			●	
Luv	# 038080	Above			●	
Luv	# 038142	Above	●		●	
PuraVida	# 037070	Above			●	
Starck 1	# 038747	Above	●			
Starck 1	# 040833	Above	●		●	
Starck 1	# 044546	Above	●		●	
Starck 1	# 044648	Above	●		●	
Starck 1	# 044753	Above			●	
Starck 1	# 232246	Above	●			
Starck 2	# 232144	Above	●			
Vero Air	# 072445	Above	●		●	
Vero Air	# 235150	Above			●	
Vero Air	# 235160	Above			●	
Vero Air	# 235250	Above			●	
Vero Air	# 235260	Above			●	
Viu	# 235860	Above			●	
White Tulip	# 236243	Above	●		●	

1) measures highlighted in a dark colour = Width in mm; 2) measures highlighted in a light colour = Depth in mm / Only the listed ceramics are suitable for the furniture series

Happy D.2 Plus Recommendation for ceramics + furniture for defined console applications

			Vanity unit for console (Measure including console, please order console separately)														
			2) 480 mm depth		550 mm depth												
			1 compartment	2 drawers	1 compartment						2 compartments						
			1) 650	650	1000	1000	1000	1300	1300	1300	1300	1300	1600	1600	1600	1600	1600
Series	Ceramic	Ceramic type	# HP 4940	# HP 4960	# HP 4931	# HP 4941	# HP 4951	# HP 4932	# HP 4942	# HP 4952	# HP 4943	# HP 4934	# HP 4944	# HP 4954	# HP 4936	# HP 4946	# HP 4956
Happy D.2	# 231440	Above	●	●		●			●		●		●			●	
Happy D.2	# 231460	Above				●			●				●			●	
Happy D.2	# 231560	Above				●			●				●			●	
Happy D.2	# 231765	Above				●			●				●			●	
Happy D.2	# 231810	Furniture						●*									
Happy D.2	# 231860	Furniture			●			●				●			●		
Happy D.2	# 231865	Furniture			●			●				●			●		
Happy D.2	# 231880	Furniture			●			●*									
Happy D.2	# 048360	Built-in					●			●				●			●
Happy D.2 Plus	# 235940	Above	●	●		●			●		●		●			●	
Happy D.2 Plus	# 235960	Above				●			●				●			●	
Happy D.2 Plus	# 236050	Above	●	●		●			●				●			●	
Happy D.2 Plus	# 236060	Above				●			●				●			●	

* only fits when ceramic is positioned in the centre

			Vanity unit for console (Measure including console, please order console separately)							
			2) 550 mm depth							
			2 drawers				4 drawers			
			1) 1000	1000	1300	1300	1600	1600	1600	1600
Series	Ceramic	Ceramic type	# HP 4961	# HP 4971	# HP 4962	# HP 4972	# HP 4963	# HP 4973	# HP 4964	# HP 4974
Happy D.2	# 231440	Above		●		●		●		●
Happy D.2	# 231460	Above		●		●		●		●
Happy D.2	# 231560	Above		●		●		●		●
Happy D.2	# 231765	Above								
Happy D.2	# 231810	Furniture			●					
Happy D.2	# 231860	Furniture	●		●		●		●	
Happy D.2	# 231865	Furniture	●		●		●		●	
Happy D.2	# 231880	Furniture	●		●					
Happy D.2	# 048360	Built-in								
Happy D.2 Plus	# 235940	Above		●		●		●		●
Happy D.2 Plus	# 235960	Above		●		●		●		●
Happy D.2 Plus	# 236050	Above		●		●		●		●
Happy D.2 Plus	# 236060	Above		●		●		●		●

1) measures highlighted in a dark colour = Width in mm; 2) measures highlighted in a light colour = Depth in mm / Only the listed ceramics are suitable for the furniture series

Ketho Recommendation for ceramics + furniture for defined console applications

			Vanity unit including console (Console already included)															
			2) 550 mm depth															
			1 compartment							2 drawers								
			1) 800		1000		1200		1400		800		1000		1200		1400	
Series	Ceramic	Ceramic type	# KT 6694	# KT 6794	# KT 6695	# KT 6795	# KT 6696	# KT 6796	# KT 6697	# KT 6797	# KT 6654	# KT 6754	# KT 6655	# KT 6755	# KT 6656	# KT 6756	# KT 6657	# KT 6757
2nd floor	# 031758	Built-in		●		●		●		●		●		●		●		●
2nd floor	# 031758	Above	●		●		●		●		●		●		●		●	
2nd floor	# 034760	Built-in		●		●		●		●		●		●		●		●
Architec	# 032050	Above	●		●		●		●		●		●		●		●	
Bacino	# 032542	Above	●		●		●		●		●		●		●		●	
Bacino	# 033342	Above	●		●		●		●		●		●		●		●	
Bacino	# 033452	Above	●		●		●		●		●		●		●		●	
Cape Cod	# 232840	Above	●		●		●		●		●		●		●		●	
Cape Cod	# 232843	Above	●		●		●		●		●		●		●		●	
Cape Cod	# 232848	Above	●		●		●		●		●		●		●		●	
Cape Cod	# 233950	Above	●		●		●		●		●		●		●		●	
Cape Cod	# 234043	Above	●		●		●		●		●		●		●		●	
Cape Cod	# 234046	Above	●		●		●		●		●		●		●		●	
Cape Cod	# 234755	Above	●		●		●		●		●		●		●		●	
D-Code	# 033754	Built-in		●		●		●		●		●		●		●		●
D-Neo	# 035760	Built-in		●		●		●		●		●		●		●		●
D-Neo	# 035860	Built-in		●		●		●		●		●		●		●		●
D-Neo	# 237140	Above	●		●		●		●		●		●		●		●	
D-Neo	# 237260	Above	●		●		●		●		●		●		●		●	
DuraSquare	# 073245	Above	●		●		●		●		●		●		●		●	
DuraSquare	# 234880	Above			●		●				●		●				●	
DuraSquare	# 234980	Above			●		●				●		●				●	
DuraSquare	# 235310	Above					●								●			
DuraSquare	# 235350	Above	●		●		●		●		●		●		●		●	
DuraSquare	# 235360	Above	●		●		●		●		●		●		●		●	
DuraSquare	# 235380	Above			●		●						●		●			
DuraSquare	# 235460	Above	●		●		●		●		●		●		●		●	
DuraSquare	# 235560	Above	●		●		●		●		●		●		●		●	
DuraSquare	# 235660	Above	●		●		●		●		●		●		●		●	
DuraStyle	# 034943	Above	●		●		●		●		●		●		●		●	
DuraStyle	# 034960	Above	●		●		●		●		●		●		●		●	
DuraStyle	# 037260	Built-in		●		●		●		●		●		●		●		●
DuraStyle	# 037456	Built-in		●		●		●		●		●		●		●		●
DuraStyle	# 037462	Built-in		●		●		●		●		●		●		●		●
Foster	# 033550	Above	●		●		●		●		●		●		●		●	
Happy D.2	# 048360	Built-in		●		●		●		●		●		●		●		●
Happy D.2	# 231440	Above	●		●		●		●		●		●		●		●	
Happy D.2	# 231460	Above	●		●		●		●		●		●		●		●	
Happy D.2	# 231560	Above	●		●		●		●		●		●		●		●	
Happy D.2	# 231765	Above	●		●		●		●		●		●		●		●	
Happy D.2 Plus	# 235940	Above	●		●		●		●		●		●		●		●	
Happy D.2 Plus	# 235960	Above	●		●		●		●		●		●		●		●	

1) measures highlighted in a dark colour = Width in mm; 2) measures highlighted in a light colour = Depth in mm / Only the listed ceramics are suitable for the furniture series

Ketho Recommendation for ceramics + furniture for defined console applications

			Vanity unit including console (Console already included)															
			550 mm depth															
			1 compartment							2 drawers								
			800		1000		1200		1400		800		1000		1200		1400	
			# KT 6694	# KT 6794	# KT 6695	# KT 6795	# KT 6696	# KT 6796	# KT 6697	# KT 6797	# KT 6654	# KT 6754	# KT 6655	# KT 6755	# KT 6656	# KT 6756	# KT 6657	# KT 6757
Series	Ceramic	Ceramic type																
Happy D.2 Plus	# 236050	Above	●		●		●		●		●		●		●			
Happy D.2 Plus	# 236060	Above	●		●		●		●		●		●		●			
Luv	# 037950	Above	●		●		●		●		●		●		●			
Luv	# 037960	Above	●		●		●		●		●		●		●			
Luv	# 037970	Above	●		●		●		●		●		●		●			
Luv	# 037980	Above			●		●				●		●					
Luv	# 038050	Above	●		●		●		●		●		●		●			
Luv	# 038060	Above	●		●		●		●		●		●		●			
Luv	# 038070	Above	●		●		●		●		●		●		●			
Luv	# 038080	Above			●		●				●		●					
Luv	# 038142	Above	●		●		●		●		●		●		●			
PuraVida	# 036970	Above	●		●		●		●		●		●		●			
PuraVida	# 037070	Above	●		●		●		●		●		●		●			
Starck 1	# 038747	Above	●		●		●		●		●		●		●			
Starck 1	# 040833	Above	●		●		●		●		●		●		●			
Starck 1	# 040853	Above	●		●		●		●		●		●		●			
Starck 1	# 044546	Above	●		●		●		●		●		●		●			
Starck 1	# 044648	Above	●		●		●		●		●		●		●			
Starck 1	# 044753	Above	●		●		●		●		●		●		●			
Starck 1	# 232246	Above	●		●		●		●		●		●		●			
Starck 2	# 232144	Above	●		●		●		●		●		●		●			
Starck 3	# 030256	Built-in		●		●		●		●		●		●		●		
Vero Air	# 038355	Built-in		●		●		●		●		●		●		●		
Vero Air	# 072445	Above	●		●		●		●		●		●		●			
Vero Air	# 235010	Above					●						●					
Vero Air	# 235010	Above					●						●					
Vero Air	# 235050	Above	●		●		●		●		●		●		●			
Vero Air	# 235060	Above	●		●		●		●		●		●		●			
Vero Air	# 235070	Above	●		●		●		●		●		●		●			
Vero Air	# 235080	Above			●		●				●		●					
Vero Air	# 235150	Above	●		●		●		●		●		●		●			
Vero Air	# 235160	Above	●		●		●		●		●		●		●			
Vero Air	# 235250	Above	●		●		●		●		●		●		●			
Vero Air	# 235260	Above	●		●		●		●		●		●		●			
Viu	# 038560	Built-in		●		●		●		●		●		●		●		
Viu	# 235860	Above	●		●		●		●		●		●		●			
White Tulip	# 236243	Above	●		●		●		●		●		●		●			

1) measures highlighted in a dark colour = Width in mm; 2) measures highlighted in a light colour = Depth in mm / Only the listed ceramics are suitable for the furniture series

Luv Recommendation for ceramics + furniture for defined console applications

			Vanity unit for console (Measure including console, please order console separately)									
			2) 595 mm depth									
			1 compartment					1 compartment / 1 drawer				
			1) 688 988 1388 1783 1783					688 988 1388 1783 1783				
Series	Ceramic	Ceramic type	# LU 9560	# LU 9564	# LU 9561	# LU 9562	# LU 9563	# LU 9565	# LU 9569	# LU 9566	# LU 9567	# LU 9568
Luv	# 037950	Above	●	●	●	●	●	●	●	●	●	●
Luv	# 037960	Above	●*	●	●	●	●	●	●	●	●	●
Luv	# 037970	Above		●	●	●	●		●	●	●	●
Luv	# 037980	Above		●	●		●		●	●		●
Luv	# 038050	Above	●	●	●	●	●	●	●	●	●	●
Luv	# 038060	Above	●	●	●	●	●	●	●	●	●	●
Luv	# 038070	Above		●	●	●	●		●	●	●	●
Luv	# 038080	Above		●	●		●		●	●		●
Luv	# 038142	Above	●	●		●	●	●	●	●	●	●

* only possible in conjunction with wall mounted faucet and mirror element 800 mm height / 1) measures highlighted in a dark colour = Width in mm; 2) measures highlighted in a light colour = Depth in mm / Only the listed ceramics are suitable for the furniture series

XSquare Recommendation for ceramics + furniture for vanity unit for console

			Vanity unit for console (Please order console separately)															
			550 mm depth															
			1 compartment			2 drawers						4 drawers						
			800	1000	1200	800	1000	1200	1400	1400	1400	1600	1600	1400	1400	1400	1600	1600
Series	Ceramic	Ceramic type	# XS 4900	# XS 4901	# XS 4902	# XS 4920	# XS4921	# XS4922	# XS 4903	# XS 4905	# XS 4906	# XS 4904	# XS 4907	# XS4923	# XS 4925	# XS 4926	# XS 4924	# XS 4927
Architec	# 032050	Above	●	●	●	●	●	●	●		●	●	●	●		●	●	●
2nd floor	# 031758	Built-in	●	●	●	●	●	●	●		●	●	●	●		●	●	●
2nd floor	# 031758	Above	●	●	●	●	●	●	●		●	●	●	●		●	●	●
2nd floor	# 034760	Built-in	●	●	●				●		●	●	●					
Bacino	# 032542	Above	●	●	●	●	●	●	●		●	●	●	●		●	●	●
Bacino	# 033342	Above	●	●	●	●	●	●	●		●	●	●	●		●	●	●
Bacino	# 033452	Above	●	●	●	●	●	●	●		●	●	●	●		●	●	●
Cape Cod	# 232840	Above	●	●	●	●	●	●	●		●	●	●	●		●	●	●
Cape Cod	# 232843	Above	●	●	●	●	●	●	●		●	●	●	●		●	●	●
Cape Cod	# 232848	Above	●	●	●	●	●	●	●		●	●	●	●		●	●	●
Cape Cod	# 233950	Above	●	●	●	●	●	●	●		●	●	●	●		●	●	●
Cape Cod	# 234043	Above	●	●	●	●	●	●	●		●	●	●	●		●	●	●
Cape Cod	# 234046	Above	●	●	●	●	●	●	●		●	●	●	●		●	●	●
Cape Cod	# 234755	Above	●	●	●	●	●	●	●		●	●	●	●		●	●	●
D-Code	# 033754	Built-in	●	●	●				●		●	●	●					
D-Neo	# 035760	Built-in	●	●	●				●		●	●	●					
D-Neo	# 035860	Built-in	●	●	●				●		●	●	●					
D-Neo	# 237140	Above	●	●	●	●	●	●	●		●	●	●	●		●	●	●
D-Neo	# 237260	Above	●	●	●	●	●	●	●		●	●	●	●		●	●	●
DuraSquare	# 073245	Above	●	●	●	●	●	●	●		●	●	●	●		●	●	●
DuraSquare	# 234880	Above			●			●	●			●		●			●	
DuraSquare	# 234980	Above			●			●	●			●		●			●	
DuraSquare	# 235310	Above			●			●		●					●			
DuraSquare	# 235350	Above	●	●	●	●	●	●	●		●	●	●	●		●	●	●
DuraSquare	# 235360	Above	●	●	●	●	●	●	●		●	●	●	●		●	●	●
DuraSquare	# 235380	Above		●	●			●	●									
DuraSquare	# 235460	Above	●	●	●	●	●	●	●									
DuraSquare	# 235560	Above	●	●	●	●	●	●	●		●	●	●	●		●	●	●
DuraSquare	# 235660	Above	●	●	●	●	●	●	●		●	●	●	●		●	●	●
DuraStyle	# 034943	Above	●	●	●	●	●	●	●		●	●	●	●		●	●	●
DuraStyle	# 034960	Above	●	●	●	●	●	●	●		●	●	●	●		●	●	●
DuraStyle	# 037260	Built-in	●	●	●				●		●	●	●					
DuraStyle	# 037456	Built-in	●	●	●				●		●	●	●					
DuraStyle	# 037462	Built-in	●	●	●	●	●	●	●		●	●						
Foster	# 033550	Above	●	●	●	●	●	●	●		●	●	●	●		●	●	●
Happy D.2	# 231440	Above	●	●	●				●		●	●	●			●	●	●
Happy D.2	# 231460	Above	●	●	●				●		●	●	●					
Happy D.2	# 231560	Above	●	●	●				●		●	●	●					
Happy D.2	# 231765	Above	●	●	●				●			●	●					
Happy D.2 Plus	# 235940	Above	●	●	●				●		●	●	●					
Happy D.2 Plus	# 235960	Above	●	●	●				●		●	●	●					
Happy D.2 Plus	# 236050	Above	●	●	●				●		●	●	●					

1) measures highlighted in a dark colour = Width in mm; 2) measures highlighted in a light colour = Depth in mm / Only the listed ceramics are suitable for the furniture series

XSquare Recommendation for ceramics + furniture for vanity unit for console

			Vanity unit for console (Please order console separately)															
			550 mm depth															
			1 compartment			2 drawers						4 drawers						
			800	1000	1200	800	1000	1200	1400	1400	1400	1600	1600	1400	1400	1400	1600	1600
Series	Ceramic	Ceramic type	# XS 4900	# XS 4901	# XS 4902	# XS 4920	# XS4921	# XS4922	# XS 4903	# XS 4905	# XS 4906	# XS 4904	# XS 4907	# XS4923	# XS 4925	# XS 4926	# XS 4924	# XS 4927
Happy D.2 Plus	# 236060	Above	●	●	●				●		●	●	●					
Luv	# 037950	Above	●	●	●	●	●	●	●		●	●	●	●		●	●	●
Luv	# 037960	Above	●	●	●	●	●	●	●		●	●	●	●		●	●	●
Luv	# 037970	Above	●	●	●	●	●	●	●			●	●	●			●	●
Luv	# 037980	Above	●	●	●	●	●	●				●		●			●	
Luv	# 038050	Above	●	●	●	●	●	●	●		●	●	●	●		●	●	●
Luv	# 038060	Above	●	●	●	●	●	●	●		●	●	●	●		●	●	●
Luv	# 038070	Above	●	●	●	●	●	●	●			●	●	●			●	●
Luv	# 038080	Above	●	●	●	●	●	●				●		●				
Luv	# 038142	Above	●	●	●	●	●	●	●		●	●	●	●		●	●	●
PuraVida	# 036970	Above	●	●	●	●	●	●										
PuraVida	# 037070	Above	●	●	●	●	●	●										
Starck 1	# 038747	Above	●	●	●	●	●	●	●		●	●	●	●		●	●	●
Starck 1	# 040833	Above	●	●	●	●	●	●	●		●	●	●	●		●	●	●
Starck 1	# 040853	Above	●	●	●	●	●	●	●		●	●	●	●		●	●	●
Starck 1	# 044546	Above	●	●	●	●	●	●	●		●	●	●	●		●	●	●
Starck 1	# 044648	Above	●	●	●	●	●	●	●		●	●	●	●		●	●	●
Starck 1	# 044753	Above	●	●	●	●	●	●	●		●	●	●	●		●	●	●
Starck 1	# 232144	Above	●	●	●	●	●	●	●		●	●	●	●		●	●	●
Starck 1	# 232246	Above	●	●	●	●	●	●	●		●	●	●	●		●	●	●
Vero	# 045250	Above	●	●	●	●	●	●				●	●	●		●	●	●
Vero Air	# 038355	Built-in	●	●	●				●		●	●	●			●	●	●
Vero Air	# 072445	Above	●	●	●	●	●	●	●		●	●	●	●		●	●	●
Vero Air	# 235010	Above			●			●		●					●			
Vero Air	# 235012	Above							●						●			
Vero Air	# 235050	Above	●	●	●	●	●	●	●		●	●	●	●		●	●	●
Vero Air	# 235060	Above	●	●	●	●	●	●	●		●	●	●	●		●	●	●
Vero Air	# 235070	Above	●	●	●	●	●	●				●	●				●	●
Vero Air	# 235080	Above		●	●			●										
Vero Air	# 235150	Above	●	●	●	●	●	●	●		●	●	●	●		●	●	●
Vero Air	# 235160	Above	●	●	●	●	●	●	●		●	●	●	●		●	●	●
Vero Air	# 235250	Above	●	●	●	●	●	●				●	●				●	●
Vero Air	# 235260	Above	●	●	●	●	●	●				●	●				●	●
Viu	# 038560	Built-in	●	●	●				●		●	●	●					
Viu	# 235860	Above	●	●	●	●	●	●	●		●	●	●	●		●	●	●
White Tulip	# 236243	Above	●	●	●	●	●	●	●		●	●	●	●		●	●	●

1) measures highlighted in a dark colour = Width in mm; 2) measures highlighted in a light colour = Depth in mm / Only the listed ceramics are suitable for the furniture series

XSquare Recommendation for ceramics + furniture for vanity unit for console

			Vanity unit for console (Please order console separately)							
			2) 550 mm depth							
			2 drawers				4 drawers			
			1) 800 1000 1200 1400 1400 1600 1400 1600							
Series	Ceramic	Ceramic type	# XS 4910	# XS 4911	# XS 4912	# XS 4913	# XS 4915	# XS 4914	# XS 4916	# XS 4917
Architec	# 032050	Above	●	●	●	●		●	●	●
2nd floor	# 031758	Built-in	●	●	●	●		●	●	●
2nd floor	# 031758	Above	●	●	●	●		●	●	●
2nd floor	# 034760	Built-in	●	●	●	●		●	●	●
Bacino	# 032542	Above	●	●	●	●		●	●	●
Bacino	# 033342	Above	●	●	●	●		●	●	●
Bacino	# 033452	Above	●	●	●	●		●	●	●
Cape Cod	# 232840	Above	●	●	●	●		●	●	●
Cape Cod	# 232843	Above	●	●	●	●		●	●	●
Cape Cod	# 232848	Above	●	●	●	●		●	●	●
Cape Cod	# 233950	Above	●	●	●	●		●	●	●
Cape Cod	# 234043	Above	●	●	●	●		●	●	●
Cape Cod	# 234046	Above	●	●	●	●		●	●	●
Cape Cod	# 234755	Above	●	●	●	●		●	●	●
D-Code	# 033754	Built-in							●	●
D-Neo	# 035760	Built-in	●	●	●	●		●	●	●
D-Neo	# 035860	Built-in	●	●	●	●		●	●	●
D-Neo	# 237140	Above	●	●	●	●		●	●	●
D-Neo	# 237260	Above	●	●	●	●		●	●	●
DuraSquare	# 073245	Above	●	●	●	●		●	●	●
DuraSquare	# 234880	Above			●	●		●		
DuraSquare	# 234980	Above			●	●		●		
DuraSquare	# 235310	Above			●		●			
DuraSquare	# 235350	Above	●	●	●	●		●	●	●
DuraSquare	# 235360	Above	●	●	●	●		●	●	●
DuraSquare	# 235380	Above		●	●					
DuraSquare	# 235460	Above	●	●	●	●		●		
DuraSquare	# 235560	Above	●	●	●	●		●	●	●
DuraSquare	# 235660	Above	●	●	●	●		●	●	●
DuraStyle	# 034943	Above	●	●	●	●		●	●	●
DuraStyle	# 034960	Above	●	●	●	●		●	●	●
DuraStyle	# 037260	Built-in	●	●	●	●		●	●	●
DuraStyle	# 037456	Built-in	●	●	●	●		●	●	●
DuraStyle	# 037462	Built-in	●	●	●			●		
Foster	# 033550	Above	●	●	●	●		●	●	●
Happy D.2	# 231440	Above	●	●	●	●		●	●	●
Happy D.2	# 231460	Above	●	●	●	●		●	●	●
Happy D.2	# 231560	Above	●	●	●	●		●	●	●
Happy D.2	# 231765	Above	●	●	●	●		●		●
Happy D.2 Plus	# 235940	Above	●	●	●	●		●	●	●
Happy D.2 Plus	# 235960	Above	●	●	●	●		●	●	●
Happy D.2 Plus	# 236050	Above	●	●	●	●		●		●

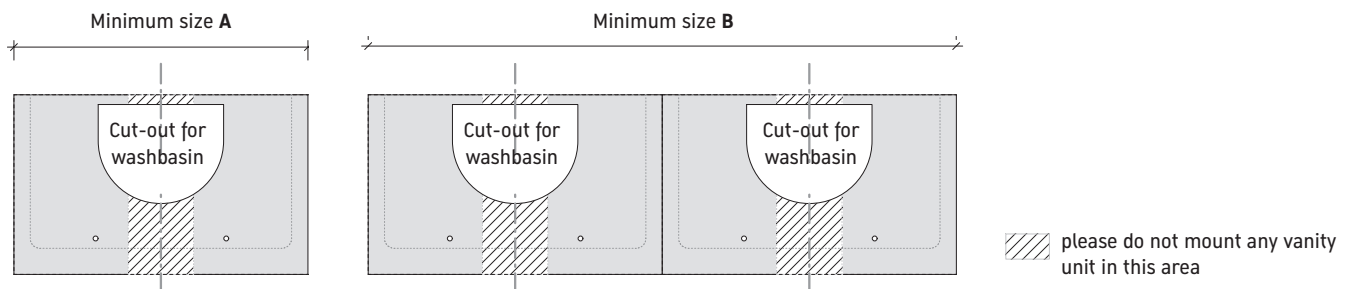
1) measures highlighted in a dark colour = Width in mm; 2) measures highlighted in a light colour = Depth in mm / Only the listed ceramics are suitable for the furniture series

XSquare Recommendation for ceramics + furniture for vanity unit for console

			Vanity unit for console (Please order console separately)									
			2) 550 mm depth									
			2 drawers				4 drawers					
			1) 800		1000		1200		1400		1600	
			# XS 4910	# XS 4911	# XS 4912	# XS 4913	# XS 4915	# XS 4914	# XS 4916	# XS 4917		
Series	Ceramic	Ceramic type	# XS 4910	# XS 4911	# XS 4912	# XS 4913	# XS 4915	# XS 4914	# XS 4916	# XS 4917		
Happy D.2 Plus	# 236060	Above	●	●	●	●		●		●		
Luv	# 037950	Above	●	●	●	●		●	●	●		
Luv	# 037960	Above	●	●	●	●		●	●	●		
Luv	# 037970	Above	●	●	●	●		●		●		
Luv	# 037980	Above	●	●	●			●				
Luv	# 038050	Above	●	●	●	●		●	●	●		
Luv	# 038060	Above	●	●	●	●		●	●	●		
Luv	# 038070	Above	●	●	●	●		●		●		
Luv	# 038080	Above	●	●	●			●				
Luv	# 038142	Above	●	●	●	●		●	●	●		
PuraVida	# 036970	Above	●	●	●							
PuraVida	# 037070	Above	●	●	●							
Starck 1	# 038747	Above	●	●	●	●		●	●	●		
Starck 1	# 040833	Above	●	●	●	●		●	●	●		
Starck 1	# 040853	Above	●	●	●	●		●	●	●		
Starck 1	# 044546	Above	●	●	●	●		●	●	●		
Starck 1	# 044648	Above	●	●	●	●		●	●	●		
Starck 1	# 044753	Above	●	●	●	●		●	●	●		
Starck 1	# 232144	Above	●	●	●	●		●	●	●		
Starck 1	# 232246	Above	●	●	●	●		●	●	●		
Vero	# 045250	Above	●	●	●			●		●		
Vero Air	# 038355	Built-in	●	●	●	●		●	●	●		
Vero Air	# 072445	Above	●	●	●	●		●	●	●		
Vero Air	# 235010	Above			●		●					
Vero Air	# 235012	Above					●					
Vero Air	# 235050	Above	●	●	●	●		●	●	●		
Vero Air	# 235060	Above	●	●	●	●		●	●	●		
Vero Air	# 235070	Above	●	●	●			●		●		
Vero Air	# 235080	Above		●	●							
Vero Air	# 235150	Above	●	●	●	●		●	●	●		
Vero Air	# 235160	Above	●	●	●	●		●	●	●		
Vero Air	# 235250	Above	●	●	●			●		●		
Vero Air	# 235260	Above	●	●	●			●		●		
Viu	# 038560	Built-in	●	●	●							
Viu	# 235860	Above	●	●	●	●		●	●	●		
White Tulip	# 236243	Above	●	●	●	●		●	●	●		

1) measures highlighted in a dark colour = Width in mm; 2) measures highlighted in a light colour = Depth in mm / Only the listed ceramics are suitable for the furniture series

DuraStyle, X-Large Recommendation for ceramics for pure consoles



Series	Ceramic	Ceramic type	Console				
			DuraStyle	X-Large		For all series Minimum size	
				550	480	550	A
2nd floor	# 031758	Built-in	●	●	●	¹⁾ 800	1450
2nd floor	# 031758	Above	●	●	●	700	1350
2nd floor	# 034760	Built-in	●		●	800	1500
2nd floor	# 049160	Built-in	●			675	1350
2nd floor	# 049170	Built-in	●			780	1550
Bacino	# 032542	Above	●	●	●	500	1000
Bacino	# 033342	Above	●	●	●	500	1000
Bacino	# 033452	Above	●	●	●	600	1250
Cape Cod	# 232840	Above	●	●	●	500	100
Cape Cod	# 232843	Above	●	●	●	500	1030
Cape Cod	# 232848	Above	●		●	600	1250
Cape Cod	# 233950	Above	●	●	●	600	1260
Cape Cod	# 234043	Above	●	●	●	500	1030
Cape Cod	# 234046	Above	●		●	600	1250
Cape Cod	# 234755	Above	●	●	●	600	1250
D-Code	# 033754	Built-in	●	●	●	700	1350
D-Neo	# 035760	Built-in	●	●	●	680	1330
D-Neo	# 035860	Built-in	●	●	●	680	1330
D-Neo	# 237140	Above	●	●	●	500	1000
D-Neo	# 237260	Above	●	●	●	600	1250
DuraSquare	# 073245	Above	●	●	●	600	1150
DuraSquare	# 234880	Above	●	●	●	820	1720
DuraSquare	# 234980	Above	●	●	●	820	1720
DuraSquare	# 235310	Above	●	●	●	1100	2200
DuraSquare	# 235312	Above	●	●	●	1220	2520
DuraSquare	# 235350	Above	●	●	●	520	1120
DuraSquare	# 235360	Above	●	●	●	700	1400
DuraSquare	# 235380	Above	●	●	●	900	1800
DuraSquare	# 235460	Above			●	700	1400
DuraSquare	# 235560	Above	●	●	●	700	1400
DuraSquare	# 235660	Above	●	●	●	700	1400
DuraStyle	# 034943	Above	●	●	●	600	1100
DuraStyle	# 034960	Above	●	●	●	700	1400

1) measures highlighted in a dark colour = Width in mm; 2) measures highlighted in a light colour = Depth in mm / Only the listed ceramics are suitable for the furniture series

DuraStyle, X-Large Recommendation for ceramics for pure consoles

Series	Ceramic	Ceramic type	Console				
			DuraStyle ²⁾	X-Large		For all series Minimum size	
				550	480	550	A
DuraStyle	# 037260	Built-in	●	●	●	¹⁾ 800	1400
DuraStyle	# 037456	Built-in		●	●	700	1350
DuraStyle	# 037462	Built-in			●	800	1350
Foster	# 033550	Above	●	●	●	500	1050
Happy D.2	# 048360	Built-in			●	900	1600
Happy D.2	# 231440	Above	●	●	●	500	1000
Happy D.2	# 231460	Above	●	●	●	700	1400
Happy D.2	# 231560	Above	●	●	●	800	1500
Happy D.2	# 231765	Above	●	●	●	750	1450
Happy D.2	# 231810	Furniture			●	1100	2200
Happy D.2	# 231812	Above			●	1300	2600
Happy D.2	# 231860	Furniture			●	800	1500
Happy D.2	# 231865	Furniture			●	800	1550
Happy D.2	# 231880	Furniture			●	900	1800
Happy D.2 Plus	# 235940	Above	●	●	●	500	1000
Happy D.2 Plus	# 235960	Above	●	●	●	700	1400
Happy D.2 Plus	# 236050	Above	●	●	●	600	1200
Happy D.2 Plus	# 236060	Above	●	●	●	700	1400
Luv	# 037950	Above	●	●	●	500	1050
Luv	# 037960	Above	●	●	●	600	1300
Luv	# 037970	Above	●	●	●	700	1450
Luv	# 037980	Above	●	●	●	800	1700
Luv	# 038050	Above	●	●	●	500	1050
Luv	# 038060	Above	●	●	●	600	1300
Luv	# 038070	Above	●	●	●	700	1450
Luv	# 038080	Above	●	●	●	800	1700
Luv	# 038142	Above	●	●	●	500	1100
PuraVida	# 036970	Above			●	800	1600
PuraVida	# 037070	Above	●	●	●	700	1500
Starck 1	# 038747	Above			●	500	1100
Starck 1	# 040833	Above	●	●	●	500	700
Starck 1	# 040853	Above	●		●	500	1100
Starck 1	# 044546	Above			●	500	1100
Starck 1	# 044648	Above			●	500	1100
Starck 1	# 044753	Above			●	500	1100
Starck 1	# 232246	Above	●		●	600	1100
Starck 2	# 232144	Above	●	●	●	600	1100
Starck 3	# 030256	Built-in			●	700	1350
Vero	# 045250	Above			●	600	1200
Vero Air	# 072445	Above	●	●	●	600	1150
Vero Air	# 235010	Above	●	●	●	1100	2200
Vero Air	# 235012	Above	●	●	●	1300	---
Vero Air	# 235050	Above	●	●	●	600	1200
Vero Air	# 235060	Above	●	●	●	700	1400

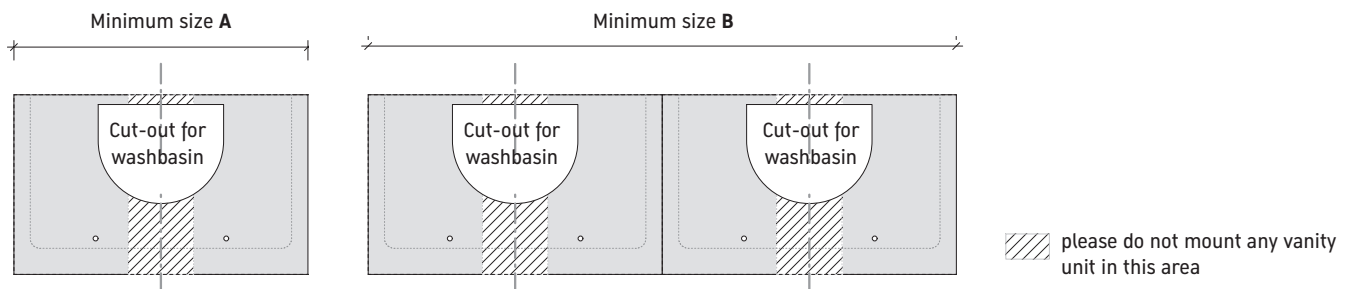
1) measures highlighted in a dark colour = Width in mm; 2) measures highlighted in a light colour = Depth in mm / Only the listed ceramics are suitable for the furniture series

DuraStyle, X-Large Recommendation for ceramics for pure consoles

			Console					
			DuraStyle		X-Large		For all series Minimum size	
			550	480	550	A	B	
Series	Ceramic	Ceramic type	2)					
Vero Air	# 235070	Above	●	●	●	1)	750	1550
Vero Air	# 235080	Above	●	●	●		900	1800
Vero Air	# 235150	Above	●	●	●		600	1200
Vero Air	# 235160	Above	●	●	●		700	1400
Vero Air	# 235250	Above			●		600	1200
Vero Air	# 235260	Above			●		700	1400
Vero Air	# 038355	Built-in			●		800	1450
Viu	# 038560	Built-in		●	●		620	1320
Viu	# 235860	Above	●	●	●		620	1320
White Tulip	# 236243	Above	●	●	●		500	1050

1) measures highlighted in a dark colour = Width in mm; 2) measures highlighted in a light colour = Depth in mm / Only the listed ceramics are suitable for the furniture series

Brioso, DuraStyle, L-Cube, X-Large, XViU Recommendation for ceramics for universal consoles



Series	Ceramic	Ceramic type	Console								For all series Minimum size	
			480 (Compact)				550				A (mm)	B (mm)
			Thickness 30 mm		Thickness 45 mm		Thickness 30 mm		Thickness 45 mm			
			# BR 104C	# BR 105C	# BR 100C	# BR 101C	# BR 106C	# BR 107C	# BR 102C	# BR 103C		
			# DS 104C	# DS 105C	# DS 100C	# DS 101C	# DS 106C	# DS 107C	# DS 102C	# DS 103C		
			# LC 104C	# LC 105C	# LC 100C	# LC 101C	# LC 106C	# LC 107C	# LC 102C	# LC 103C		
			# XL 104C	# XL 105C	# XL 100C	# XL 101C	# XL 106C	# XL 107C	# XL 102C	# XL 103C		
			# XV 104C	# XV 105C	# XV 100C	# XV 101C	# XV 106C	# XV 107C	# XV 102C	# XV 103C		
2nd floor	# 031758	Built-in	●	●	●	●	●	●	●	●	1) 800	1450
2nd floor	# 034760	Built-in	●	●	●	●	●	●	●	●	800	1500
2nd floor	# 031758	Above	●	●	●	●	●	●	●	●	800	1450
2nd floor	# 049160	Built-in	●	●	●	●	●	●	●	●	675	1350
2nd floor	# 049170	Built-in	●	●	●	●	●	●	●	●	780	1550
2nd floor	# 049180	Built-in					●	●	●	●	880	1750
Architec	# 032050	Above					●	●	●	●	600	1200
Bacino	# 032542	Above	●	●	●	●	●	●	●	●	500	1000
Bacino	# 033342	Above	●	●	●	●	●	●	●	●	500	1000
Bacino	# 033452	Above	●	●	●	●	●	●	●	●	600	1250
Cape Cod	# 232840	Above	●	●	●	●	●	●	●	●	500	1000
Cape Cod	# 232843	Above	●	●	●	●	●	●	●	●	500	1030
Cape Cod	# 234043	Above	●	●	●	●	●	●	●	●	500	1030
Cape Cod	# 234755	Above	●	●	●	●	●	●	●	●	600	1250
CapeCod	# 232848	Above					●	●	●	●	600	1250
CapeCod	# 233950	Above	●	●	●	●	●	●	●	●	600	1260
CapeCod	# 234046	Above					●	●	●	●	600	1250
D-Code	# 033754	Built-in	●	●	●	●	●	●	●	●	700	1350
D-Neo	# 035760	Built-in	●	●	●	●	●	●	●	●	680	1330
D-Neo	# 035860	Built-in	●	●	●	●	●	●	●	●	680	1330
D-Neo	# 237140	Above	●	●	●	●	●	●	●	●	500	1000
D-Neo	# 237260	Above	●	●	●	●	●	●	●	●	600	1250
DuraSquare	# 073245	Above	●	●	●	●	●	●	●	●	600	1150
DuraSquare	# 234880	Above	●	●	●	●	●	●	●	●	820	1720
DuraSquare	# 234980	Above	●	●	●	●	●	●	●	●	820	1720
DuraSquare	# 235310	Waschtisch	●	●	●	●	●	●	●	●	1100	2200
DuraSquare	# 235312	Above	●	●	●	●	●	●	●	●	1220	2520
DuraSquare	# 235350	Above	●	●	●	●	●	●	●	●	520	1120
DuraSquare	# 235360	Waschtisch	●	●	●	●	●	●	●	●	700	1400
DuraSquare	# 235380	Above	●	●	●	●	●	●	●	●	900	1800
DuraSquare	# 235460	Above					●	●	●	●	700	1400

1) measures highlighted in a dark colour = Width in mm; 2) measures highlighted in a light colour = Depth in mm / Only the listed ceramics are suitable for the furniture series

Brioso, DuraStyle, L-Cube, X-Large, XViu Recommendation for ceramics for universal consoles

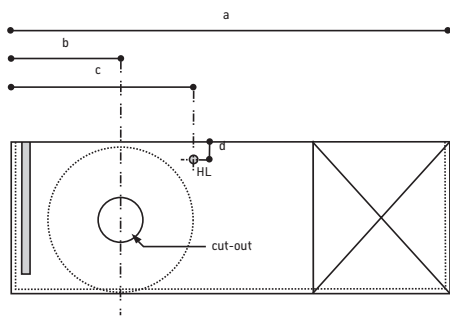
			Console								For all series Minimum size		
			480 (Compact)				550						
			Thickness 30 mm		Thickness 45 mm		Thickness 30 mm		Thickness 45 mm				
			# BR 104C # DS 104C # LC 104C # XL 104C # XV 104C	# BR 105C # DS 105C # LC 105C # XL 105C # XV 105C	# BR 100C # DS 100C # LC 100C # XL 100C # XV 100C	# BR 101C # DS 101C # LC 101C # XL 101C # XV 101C	# BR 106C # DS 106C # LC 106C # XL 106C # XV 106C	# BR 107C # DS 107C # LC 107C # XL 107C # XV 107C	# BR 102C # DS 102C # LC 102C # XL 102C # XV 102C	# BR 103C # DS 103C # LC 103C # XL 103C # XV 103C			
Series	Ceramic	Ceramic type									A (mm)	B (mm)	
DuraSquare	# 235560	Above	●	●	●	●	●	●	●	●	●	¹⁾ 700	1400
DuraSquare	# 235660	Above	●	●	●	●	●	●	●	●	●	700	1400
DuraStyle	# 034943	Above	●	●	●	●	●	●	●	●	●	600	1100
DuraStyle	# 034960	Above	●	●	●	●	●	●	●	●	●	700	1400
DuraStyle	# 037260	Built-in	●	●	●	●	●	●	●	●	●	800	1400
DuraStyle	# 037456	Built-in	●	●	●	●	●	●	●	●	●	700	1350
DuraStyle	# 037462	Built-in					●	●	●	●	●	800	1350
Foster	# 033550	Above	●	●	●	●	●	●	●	●	●	500	1050
Happy D.2	# 231440	Above	●	●	●	●	●	●	●	●	●	500	1000
Happy D.2	# 231460	Above	●	●	●	●	●	●	●	●	●	700	1400
Happy D.2	# 231560	Above	●	●	●	●	●	●	●	●	●	800	1500
Happy D.2	# 231765	Above	●	●	●	●	●	●	●	●	●	750	1450
Happy D.2	# 231810	Furniture					●	●	●	●	●	1100	2200
Happy D.2	# 231812	Built-in					●	●	●	●	●	1300	2600
Happy D.2	# 231860	Furniture					●	●	●	●	●	900	1600
Happy D.2	# 231865	Furniture					●	●	●	●	●	800	1550
Happy D.2	# 231880	Furniture					●	●	●	●	●	900	1800
Happy D.2	# 048360	Built-in					●	●	●	●	●	900	1600
Happy D.2 Plus	# 235940	Above	●	●	●	●	●	●	●	●	●	500	1000
Happy D.2 Plus	# 235960	Above	●	●	●	●	●	●	●	●	●	700	1400
Happy D.2 Plus	# 236050	Above	●	●	●	●	●	●	●	●	●	600	1200
Happy D.2 Plus	# 236060	Above	●	●	●	●	●	●	●	●	●	700	1400
Luv	# 037950	Above	●	●	●	●	●	●	●	●	●	500	1050
Luv	# 037960	Above	●	●	●	●	●	●	●	●	●	600	1250
Luv	# 037970	Above	●	●	●	●	●	●	●	●	●	700	1450
Luv	# 037980	Above	●	●	●	●	●	●	●	●	●	800	1650
Luv	# 038050	Above	●	●	●	●	●	●	●	●	●	500	1050
Luv	# 038060	Above	●	●	●	●	●	●	●	●	●	600	1250
Luv	# 038070	Above	●	●	●	●	●	●	●	●	●	700	1450
Luv	# 038080	Above	●	●	●	●	●	●	●	●	●	800	1650
Luv	# 038142	Above	●	●	●	●	●	●	●	●	●	420	890
PuraVida	# 036970	Above					●	●	●	●	●	800	1600
PuraVida	# 037070	Above	●	●	●	●	●	●	●	●	●	700	1500
Starck 1	# 038747	Above					●	●	●	●	●	500	1100
Starck 1	# 040833	Above	●	●	●	●	●	●	●	●	●	500	700
Starck 1	# 040853	Above					●	●	●	●	●	500	1100
Starck 1	# 044546	Above					●	●	●	●	●	500	1100
Starck 1	# 044648	Above					●	●	●	●	●	500	1100
Starck 1	# 044753	Above					●	●	●	●	●	500	1100
Starck 1	# 232246	Above					●	●	●	●	●	600	1100
Starck 2	# 232144	Above	●	●	●	●	●	●	●	●	●	600	1100
Starck 3	# 030256	Built-in					●	●	●	●	●	700	1350

1) measures highlighted in a dark colour = Width in mm; 2) measures highlighted in a light colour = Depth in mm / Only the listed ceramics are suitable for the furniture series

Brioso, DuraStyle, L-Cube, X-Large, XViU Order sheet for consoles (depth 480/550 mm)

Client	Order-No.
Series	Date
Deadline	Colour
Washbasin #	

Infobox: Individual solutions with variable-width consoles and flexible arrangement of low cabinets, console supports on request (include sketch) / Maximum console width: 2000 mm. Widths up to 2700 mm on request / A stabilising console support is required for dual solutions or variable solutions over 1001 mm / We recommend a clearance of approx. 600 mm with console basins and undercounter washbasins with no base vanity unit / We can drill tap holes for an extra 29 € on request. Please specify the exact coordinates (axial dimension + diameter)!



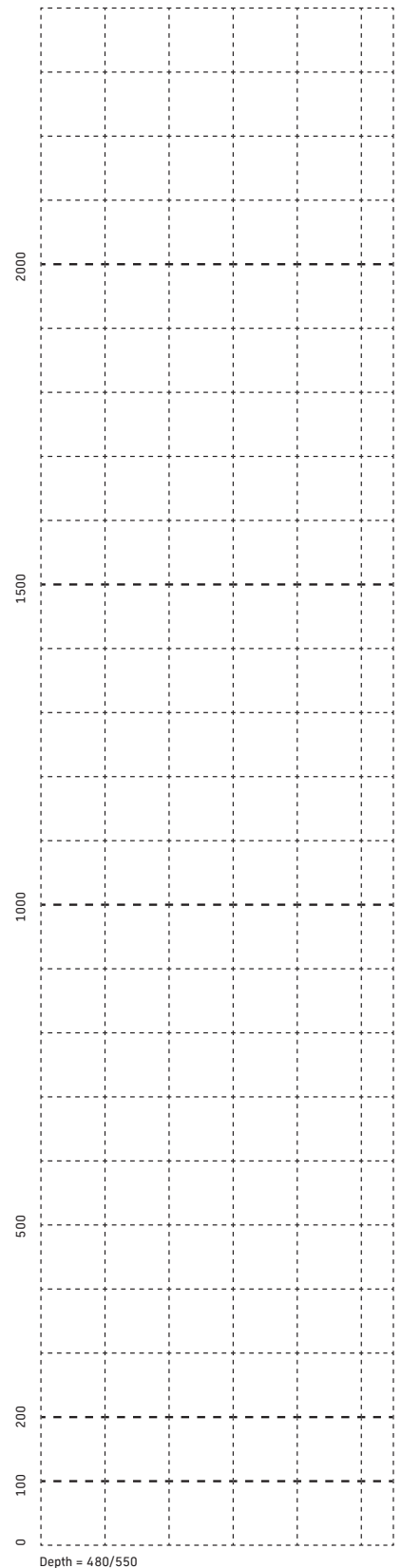
In order to ensure that the variable consoles we manufacture are a perfect fit, we need the following information/dimensions:

- a = ____ mm overall console width
- b = ____ mm axial dimension from left-hand outside edge of console to centre of washbasin cut-out.
- c = ____ mm if a tap hole is to be drilled, please give the axial dimension from the left-hand outside edge of the console to the centre of the tap hole. For 2-hole basin mixer: In addition to the tap hole drilling axial dimension for the handle hole drilling is needed.
- d = ____ mm for drilling please also give the axial dimension from the rear edge of the console to the centre of the tap hole. For 2-hole basin mixer: Axial dimension from trailing edge of the console to the middle of the handle hole drilling is needed.

Infobox: For consoles free-standing:
 2 console supports for consoles with a width up to 1000 mm,
 3 console supports for consoles with a width of 1001 - 1400 mm,
 4 console supports for consoles with a width of 1401 - 2000 mm.

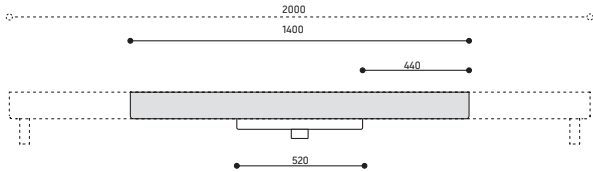
Please ensure that all of the required information is entered on the order form. The pre-printed scale grid will make it easier to draw a plan of the console surface.

- HL = Tap hole drilling
- D = 35 mm (size specification optional)
- Console support – T-shaped # UV 9926
- Console support – bracket # UV 9902
- Console support – towel rail # UV 9903 / UV 9917
- unit / washbasin base unit

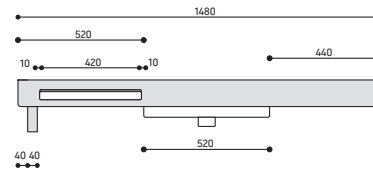


DuraStyle Order information for consoles

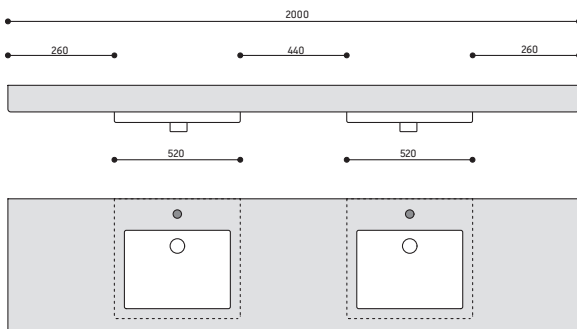
Rule 1: The maximum edgewise overlap, respectively the maximum width of a DuraStyle furniture washbasin without additional console support is 440 mm, respectively 1400 mm. The DuraStyle washbasin carries the weight of the console. The minimum width of the console is 800 mm, the maximum width is 2000 mm. For this case you need to order additional console supports (# UV 9933).



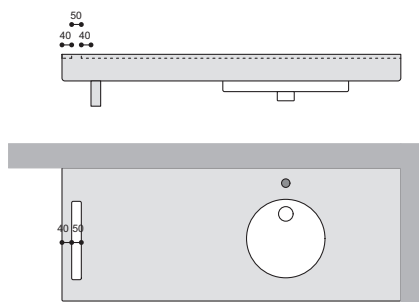
Rule 4: Minimum edgewise overlap (of one side) and minimum width of console if using a towel rail cutout on the splay, whereat the console is supported by a console support = 520/ 1480 mm. The towel rail cutout is always located next to a washbasin and is variable in its positioning (dimension between axes in order support sheet is necessary).



Rule 2: If using 2 DuraStyle furniture washbasins the maximum width of the console is 2000 mm, if using no additional console support.



Rule 3: Towel rail cutout on top of the console surface is only possible if the console is not attached to the wall area. In connection with a console support a minimum gap of 40 mm is to maintain.



DuraStyle Order sheet for consoles

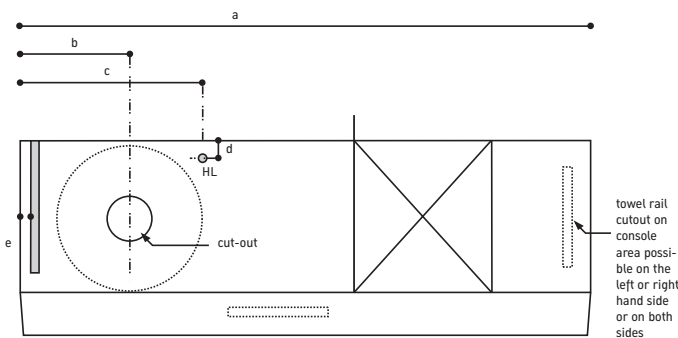
Client _____ Order-No. _____

Series _____ Date _____

Deadline _____ Surface _____

floor cabinet / shelf with drawer: # _____

Infobox: Individual solutions considering the ordering information/ rules for DuraStyle consoles with various width of the consoles and various positioning of the floor cabinets, console supports. Please attach drawing / maximum width of console 2000 mm / Custom tap hole drillings for highriser are available for an up charge of 29 €. Please specify exact coordinates and diameter.



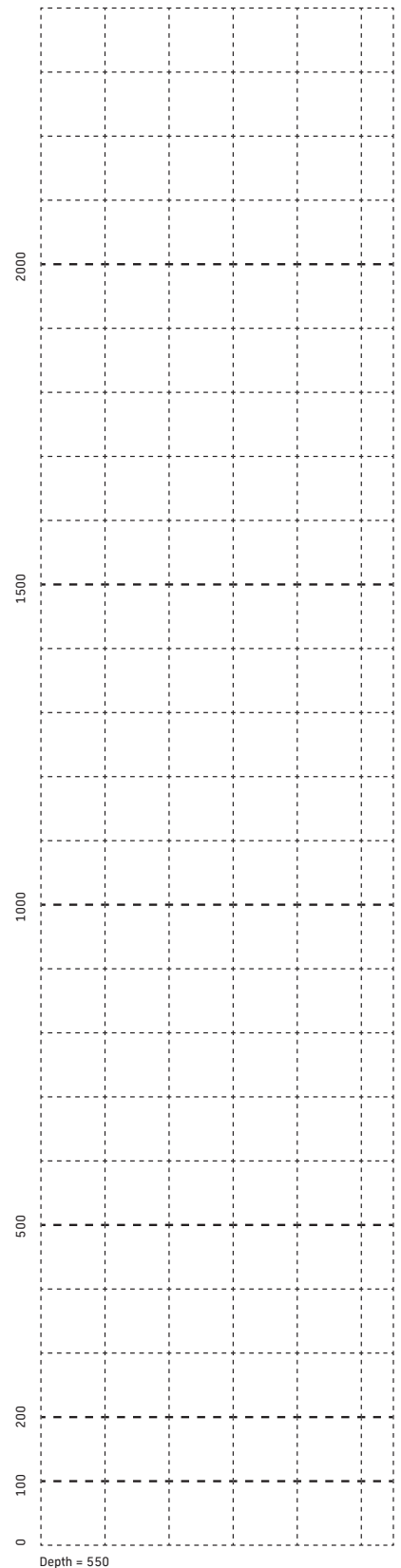
For being able to produce the variable consoles accurately fitting, we need to know following details:

- a = ____ mm overall console width
- b = ____ mm axial dimension from left-hand outside edge of console to centre of washbasin cut-out.
- c = ____ mm if a tap hole is to be drilled, please give the axial dimension from the left-hand outside edge of the console to the centre of the tap hole. For 2-hole basin mixer: In addition to the tap hole drilling axial dimension for the handle hole drilling is needed.
- d = ____ mm for drilling please also give the axial dimension from the rear edge of the console to the centre of the tap hole. For 2-hole basin mixer: Axial dimension from trailing edge of the console to the middle of the handle hole drilling is needed.
- e = ____ mm Please specify desired gap between the console support and left outer edge and as well the type of console support (# UV 9926, UV 9902, UV 9933)

Infobox: For consoles free-standing:
 2 console supports for consoles with a width up to 1000 mm,
 3 console supports for consoles with a width of 1001 - 1400 mm,
 4 console supports for consoles with a width of 1401 - 2000 mm.

- floor cabinet vanity unit
- console support-towel rail # UV 9933
- console support-bracket # UV 9902 (40 mm)
- console support-T-shaped # UV 9926
- HL = Tap hole drilling, D = 35 mm (size of specification optional)

Please ensure that all of the required information is entered on the order form. The pre-printed grid will make it easier to draw a plan of the console surface.



General Terms Of Sale

I. GENERAL

Unless written provisions to the contrary agreed by the Management, all our sales are exclusively carried out under the present General Terms of Sale which supersede any different clauses appearing in orders or letters from buyers. Unless by written agreement, our customer's general terms of purchase are ineffective and may in no case prevail over our own terms of sale.

II. OFFERS

The information appearing in our catalogues, leaflets, pricelists and offers as statements by our representatives, agents and employees are given for information only and may thus be subject to modifications.

We reserve the right to carry out any product modification deemed by us to be useful, or even to discontinue some of our products without prior notice.

Unless otherwise agreed, our offers shall only be available 30 days as from the date of dispatches our issue. Our supplies and services are limited to the elements specified in our offers.

III. ORDERS

Written or verbal orders received directly or through the medium of our representatives, agents and employees only become definite after express and written confirmation by our company. On seller's request, any order may be subject to the return of an acknowledgement of receipt within a given time. For lack of complaint by the buyer within eight days as from the date of dispatch, our order confirmations equal firm and definite contract under the present terms of sale and the customer shall then be no longer entitled to complain about non-conformity with his order. Orders are subject to our approval and may be reduced or cancelled, namely in case of prior sale of products in stock.

As the size and style of execution of our products are subjects to technically inevitable variations, the products are allowed the accepted tolerances in order to take the special conditions of preparation into account.

The buyer is definitely bound from the moment he signs an order form or contract with one of our delegates, representatives, agents or employees. No order may be cancelled without our express written agreement.

We reserve the right to refuse any order cancellation or to subject it to prior payment of a compensation corresponding with the loss suffered.

IV. PRICES

Unless otherwise stated in our offers order confirmations, our prices are exclusive of taxes and for goods removed from our works, stores or warehouses, without packaging. Whatever the date of order, our prices are invoiced in accordance with the rates in force on the day of order confirmation. Additional or special executions shall be subject to extra charges.

In case of increase in the price of raw materials or in the cost of labour for products ordered and in case such increase occurs between booking of the order and the date of delivery, our company shall be entitled to pass such increases either partly or fully on the rates in force on the day of order confirmation.

The agreed price may also be modified in presence of new fiscal clauses.

Unless express, written and special commitment to the contrary, discounts and rebates granted to our customers are temporary and specific for each individual case. Accordingly, our company reserves the right to modify or suppress such grants at any moment. Same applies for end-of-year discounts or rebates.

V. DELIVERIES – SHIPMENT

Our terms of delivery are in working days. They are given for information only and without engagement.

If a down-payment is demanded with the order, the time of delivery runs as from the day after receipt of this down-payment.

Delay in delivery shall neither entail cancellation of orders or purchases for account nor entitle to any penalty or indemnity.

In principle, our goods shall be removed from our works, stores or warehouses and the customer shall take delivery of the order on the agreed date; after this time, the goods shall be kept for account and risk of the customer.

Warehouse charges for goods which could not be delivered within the time of delivery for reasons beyond our control are chargeable to the buyer.

All our goods sold in sample or type shall be collected and accepted in our works or stores or in third parties in which they may have been deposited, even in case of sale carriage paid. The buyer shall accept the goods before shipment. Failing that, goods transfer outside the premises in which they were stored in view of shipment or collection by the carrier shall equal specification and individualization of said goods and entail transfer

of property to the buyer with the only reserve of payment of these goods.

Deliveries possibly carried out by our company with its own vehicles are services to the customer and do not depart from the above mentioned provisions. In case of sale in which the carrier is appointed by our company, the latter only acts in the capacity of buyer's agent and transacts with the carrier on behalf and for account of the buyer.

Even when shipped carriage paid, our goods always travel at consignee's risk; upon receipt, the latter shall check their quantity, quality and condition before taking delivery, possibly have reserves and direct recourse against the carrier in case of delay, loss or damage.

The civil liability of our company shall in no case be involved in case of damage or average occurring for any reason (fire, water, etc.) or in case of partial or total loss of the said goods whatever the reason of the loss when the goods put at customer's disposal have been stored by us on customer's request in our premises or in premises belonging to third parties. Same applies in case of noncollection of the goods within the agreed and stipulated terms. Should the manufacture of frames, cases, loads or pallets be necessary for shipment, its cost shall be invoiced extra. Moreover, the said packing shall not be taken back.

VI. FORTUITOUS EVENT – FORCE MAJEURE

Accidents in works, lack of labour, strikes, war, political events irregular deliveries of raw materials etc. are cases of absolute necessity allowing us to suspend or annul our commitments and extend the agreed time limits without entitling the buyer to any indemnification.

The contract of sale may be expressly suspended on our own initiative by sending a registered letter with return receipt to the buyer in following cases: difficulties or refusal of exportation, difficulties to obtain administration's acceptance of the authority to transfer capital and each time unexpected difficulties inherent in export transactions arise without preventing the sale definitively.

VII. LIABILITY – GUARANTEE

Since the buyer has taken due note of the characteristics of the products of the range proposed by the seller, it is expressly agreed that the buyer shall have chosen the products mentioned in the order handed to the seller on his own responsibility and according to the requirements he determined.

Any complaint relating to possible apparent defects of the goods sold by our company shall only be accepted if made by registered letter with return receipt sent within three days following the day on which the buyer or his agent will have taken delivery of the goods in our works, stores or warehouses or, should the goods be forwarded by our company, within three days following the day on which the goods have arrived at destination (attestation by postmark).

In the same way, any complaint relating to possible hidden defects of goods shall only be accepted if made by registered letter with receipt sent within two days following the date on which the buyer will have been acquainted with the hidden defects.

In any case, complaints relating to hidden defects shall only accepted if made within one month following the date on which the customer will have taken delivery of the goods in our works, stores or warehouses or, in the case the goods are forwarded by our company, within one month following the date on which the goods will have arrived at destination.

To be admissible, complaints shall be detailed and precise, namely as to the defects noticed or non-conformity of the goods.

Our company reserve the right to have the goods forming the subject matter of complaints surveyed. In any case, complaints for hidden or apparent defects shall only be accepted if the goods have not been subjected to any transformation and if it has been acknowledged, after due hearing of the parties, that the defects are imputable to the company and if the buyer has taken all necessary steps to keep the goods in same state until acknowledgment after due hearing of the parties or possibly until shipment.

Our company's liability is limited, according to our preference, either to replacement within a reasonable time of the goods recognized to be faulty and without any other charge than carriage for the said goods, or to reimbursement of the invoice price.

Disputes relating to possible goods defects shall in no case entitle the buyer to suspend or refuse payment of our invoices or drafts.

We expressly accept no responsibility for any prejudice which could be inflicted to the buyer due to goods covered by the guarantee.

Items sold at special prices due to downgrading in no case allow for any complaint regarding the style of execution, surface evenness, size, etc. Goods shall in no case be returned without our prior agreement; such agreement shall in no case

be considered to be acknowledgment.

VIII. TERMS OF PAYMENT

Unless we agree otherwise by special, express and written agreement, invoices shall be payable cash at our registered office by cheque upon receipt.

A down-payment with the order may be requested for some orders available in stock; the remainder shall then be paid when the goods are put to buyer's disposal.

Prior express and written agreement by our company shall be required for payment by instalments. Unless otherwise agreed, such agreement shall be specific for each individual case. Our goods shall then be payable by drafts. Any refusal or default of acceptance of our drafts within the fixed time shall entail immediate payability of all our claims within good time and with exemption from summons or formalities as also annulment or cancellation of the sale.

In case of payment by instalments previously agreed by our company, and when buyer's credit deteriorates, we always reserve the right to demand guarantees deemed by us to be appropriate for fair fulfilment of commitments, even after partial shipment of an order. Refusal to it or insufficient guarantee shall give us the right to cancel or suspend all or part of the transaction.

The same applies namely in case of partial or full stoppage of buyer's business, whatever the cause. The date of shipment shall be the starting point of the agreed times of payment. Cash payments shall be effected within a time of 10 days as from the date of shipment. Only payments effected within this time shall be considered to be cash payments.

The customer shall in no case be authorized to deduce the value of a reimbursement or of a credit to which he is entitled from the amount of the payment to be effected if he does not possess a credit advice showing the amount or reimbursement of the credit.

For lack of payment of an amount due at maturity, an interest rate of 2 points up to the discount rate of the State Central Bank of Baden-Württemberg will be charged. Additionally, all claims arising from the delay will be reserved.

All expenses resulting from the return of dishonoured drafts and all collecting charges of every kind incurrent by our company to obtain payment of debts shall be chargeable to the buyer.

Default of payment at due date of any part of the price shall make payment of all non-matured invoices immediately due, without summons nor formalities unless derogation mutually agreed and confirmed in written form by the seller.

Notwithstanding all that has been mentioned above, the seller reserves the right to implement article IX of these Terms of Sale for lack of payment at maturity of any amount under the contract of sale.

It is expressly agreed and understood that any invoicing performed on the request of an installer or of any other agent to the customer / consumer direct or to any other third party shall not be considered to be an acknowledgment by our company and do not release the installer or agent from their obligations of payments to us.

IX. TRANSFER OF PROPERTY

According to the law of 12th May 1980 the provisions thereof are deemed to be perfectly familiar to the buyer who accepts them, all our sales are effected with retention of title.

Accordingly, transfer to the buyer of the property of goods shall by suspended until payment in full of the price. In case of remittance of a cheque or bill, payment shall only be considered to have been effected at the moment of actual collection.

The risks are transferred to the buyer upon delivery of the goods sold with retention of title.

The buyer shall provide or their preservation, maintenance and use at his own expenses and own risk. He shall be responsible for any damage caused by the goods as from delivery.

Until transfer of property to his favour, the buyer shall see to good conservation of the identifying codes affixed by the seller to the goods according to the mentions appearing on the sales documents.

The buyers shall oppose by any legal means claims that third parties could assert as to goods sold by seizure, confiscation of by any similar proceedings. As soon as advised, he shall inform the seller to enable him to protect his interests.

If he is not the proprietor of the premises in which he exercises his trade, he shall acquaint the lessor with the legal status of the goods sold and prove observance of this formality to the seller.

Unless expressly authorized by the seller, the buyer is not entitled to remove the goods sold from the usual storage premises.

Any operation which would result in an attack on seller's possibility to repossess the goods sold as they were or to modify the legal status of all or part of the goods sold (consumption by the buyer, transformation or incorporation with other goods,

reselling, assignment of rights over these goods to third parties) may only be carried out, unless written prior agreement by the seller, after payment of the balance of the amount remaining due for the goods concerned.

For lack of payment at maturity of any amount due by virtue of the sale contract or for lack of fulfilment of any commitment by the buyer, we may terminate the contract of sale with good right and without being bound to comply with legal formalities within eight days after ordinary summons by a registered letter which has had no effect.

In the same way, contracts of supply or delivery passed with us shall be terminated with good right days after ordinary summons by a registered letter which has had no effect.

Seller's repossession of the claimed goods imposes on the buyer the obligation to make up for the prejudice resulting from the depreciation and especially from the unavailability of the good concerned.

Consequently and by way of penalty clause, the buyer shall owe an indemnity amounting to 10% of the agreed price per month of possession of the goods taken back.

If termination of the contract makes the seller become debtor for down-payment previously received from the buyer, he shall be entitled to make up for such debt, with the claim resulting from the above-mentioned penalty clause.

X. PLACE OF PERFORMANCE, JURISDICTION AND OTHER AGREEMENT

All our sales are deemed transacted at our registered office constituting the place of payment. Payment by draft or other bill of exchange shall in no case constitute a departure from the provisions of these General Terms.

Generally, the place of performance is Hornberg, even if deliveries are effected from other places. Provided the ordering party is a fully qualified commercial agent, any disputes arising from the contractual relationship must be taken to the court with jurisdiction over the supplier's head office.

In case of international sale and unless expressly otherwise agreed, the applicable law shall be the German law.

Any business with our company implies clean acceptance of the present general terms.

Colour chart ceramics

Colour	00 – White	13 – Anthracite Matt	20 – White HygieneGlaze	21 – White/Sand Satin Matt	23 – White/Grey Satin Matt	26 – White/White Satin Matt	32 – White Satin Matt	41 – Bahamabeige	47 – Pergamon	61 – White/Anthracite Matt	89 – Anthracite/Anthracite Matt	90 – White (HyG)/White Satin Matt
Ceramics												
1930 series	●											
Architec	●		●									
Bacino	●											
Cape Cod	●					●	●					
Darling New	●		●									
D-Code	●		●									
D-Neo	●		●									
Duraplust	●							●	●			
DuraSquare	●											
DuraStyle	●		●									
DuraStyle Basic	●		●									
Happy D.2	●	●	●								●	
Happy D.2 Plus	●	●								●		
Luv	●			●	●	●						
ME by Starck	●		●			●	●					●
Scola	●											
Starck 1	●											
Starck 2	●											
Starck 3	●		●									
Vero Air	●		●									
Vero	●											
Viu	●		●									
White Tulip	●		●									

Bathtub panels / Wellness products Colour chart furniture surfaces

	Darling New	DuraStyle	Iniipi	Iniipi B	Starck	Vero
Quartz Stone*						
17 White Structure	—
25 Sand Structure	—
33 Grey Structure	—
Real wood massive						
76 Europ. Oak solid	—
77 Amer. Walnut solid	—
81 White Beech solid	—
95 Vintage Oak solid	—
H5 Natural Oak solid	—
Real wood veneer						
11 Cashmere Oak	—
12 Brushed Oak	—
13 American Walnut	—	.	●	.	.	.
69 Brushed Walnut	—
71 Mediterranean Oak	—
72 Brushed Dark Oak	—
Decor						
07 Concrete Grey Matt	—
16 Black Oak	—
18 White Matt	—
21 Walnut Dark	—
22 White High Gloss	—	.	●	●	.	.
30 Natural Oak	—
35 Oak Terra	—
43 Basalt Matt	—
49 Graphite Matt	—
52 European Oak	—
53 Chestnut Dark	—
75 Linen	—
79 Natural Walnut	—
80 Graphit Super Matt	—
91 Taupe Matt	—
Acryl						
82 Acrylic White	—	●	●	.	●	●
Lacquer						
36 White Satin Matt	—
38 Dolomiti Grey High Gloss	—
39 Nordic White Satin Matt	—
40 Black High Gloss	—
54 Almond Satin Matt	—
58 Graphite Satin Matt	—
60 Taupe Satin Matt	—
85 White High Gloss	—
86 Cappuccino High Gloss	—
89 Flannel Grey High Gloss	—
90 Flannel Grey Satin Matt	—
92 Stone Grey Satin Matt	—
94 Aubergine Satin Matt	—
97 Light Blue Satin Matt	—
98 Night Blue Satin Matt	—
H1 Graphite High Gloss	—
H2 Stone Grey High Gloss	—
H3 Taupe High Gloss	—
H4 Nordic White High Gloss	—

Bathroom furniture Colour chart furniture surfaces

	Brioso	Cape Cod*	D-Neo	DuraStyle	Happy D.2	Happy D.2 Plus	Ketho	L-Cube	Universal Light and mirror	Luv	Starck	White Tulip	XBase	X-Large	XSquare	XViu
Quartz Stone*																
17 White Structure	—	●*
25 Sand Structure	—	●*
33 Grey Structure	—	●*
Real wood massive																
76 Europ. Oak solid	—	●	.	●**
77 Amer. Walnut solid	—	●	.	●**	●*	.	●***	.	.	●*	.
81 White Beech solid	—	●
95 Vintage Oak solid	—	●
H5 Natural Oak solid	—	●***
Real wood veneer																
11 Cashmere Oak	—	.	.	.	●	.	.	●	●	.	●
12 Brushed Oak	—	●	●	.	●
13 American Walnut	—	.	.	.	●	.	.	●	.	.	●	.	.	●	.	●
69 Brushed Walnut	—	●	.	●	●	.	●
71 Mediterranean Oak	—	●	.	●	●	.	●
72 Brushed Dark Oak	—	.	.	.	●	.	.	●	●	.	●
Decor																
07 Concrete Grey Matt	—	●	.	●	.	.	●	●	●	●	●
16 Black Oak	—	●	.	●	.	.	●	●	●	●	●
18 White Matt	—	●	.	●	.	.	●	●	●	●	●	●
21 Walnut Dark	—	●	.	●	.	.	●	●	●	●	●
22 White High Gloss	—	●	.	●	●	●	●	●	●	●	●
30 Natural Oak	—	●	.	●	.	.	●	●	●	.	.	●
35 Oak Terra	—	●	.	●	.	.	●	●	●
43 Basalt Matt	—	●	.	●	.	.	●	●	●	●	●
49 Graphite Matt	—	●	.	●	.	.	●	●	●	●	●	●
52 European Oak	—	●	.	.
53 Chestnut Dark	—	●	.	●	.	.	●	●	●	●	.	●
75 Linen	—	●	.	●	●	●	●	●	●	●	●
79 Natural Walnut	—	●	.	●	.	.	●	●	●	.	●
80 Graphit Super Matt	—	●	.	●	●	●
91 Taupe Matt	—	●	.	●	.	.	●	●	●	●	●
Acryl																
82 Acrylic White	—
Lacquer																
36 White Satin Matt	—	●	.	.	.	●	●	●	.	.	.	●
38 Dolomiti Grey High Gloss	—	●	●	●	●
39 Nordic White Satin Matt	—	●	.	.	.	●	●	●	.	.	.	●
40 Black High Gloss	—	●	.	.	●	.	.	●	●	●
54 Almond Satin Matt	—	●
58 Graphite Satin Matt	—	●
60 Taupe Satin Matt	—	●	.	.	.	●	●	●	.	.	●	.
85 White High Gloss	—	.	●	●	.	.	●	●	.	●	●	●
86 Cappuccino High Gloss	—	●	●	●	●
89 Flannel Grey High Gloss	—	●	●	●	●
90 Flannel Grey Satin Matt	—	●	●	●	●
92 Stone Grey Satin Matt	—	●	.	.	.	●	●	.	.	.	●	.
94 Aubergine Satin Matt	—	●	.
97 Light Blue Satin Matt	—	●	●	.	.	.	●	.
98 Night Blue Satin Matt	—	●	.	.	.	●	●	.	.	.	●	.
H1 Graphite High Gloss	—	●
H2 Stone Grey High Gloss	—	●
H3 Taupe High Gloss	—	●
H4 Nordic White High Gloss	—	●

* only consoles / ** only furniture accessoires / *** only fronts

Sanitary colours



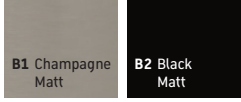
00 White
20 White (HyG) 13 Anthracite Matt
32 White Satin Matt 47 Pergamon

Sanitary colours two-tone




21 White/Sand Satin Matt 23 White/Grey Satin Matt 26 White/ White Satin Matt 61 Weiß/ Anthrazit Matt 89 Anthracite/ Anthracite Matt
90 White (HyG)/ White Satin Matt

Aluminium profiles



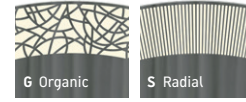
B1 Champagne Matt B2 Black Matt

Metal surfaces



10 Chrome 46 Black Matt

Light field pattern




G Organic S Radial

Colours DuraSolid Q



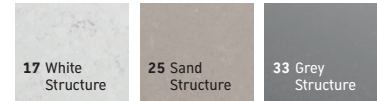
18 Concrete 38 White 48 Sand 68 Anthracite

DuraSolid A



00 White

Quartz Stone



17 White Structure 25 Sand Structure 33 Grey Structure


Furniture surfaces

Real wood massive



76 Europ. Oak solid wood 77 Amer. Walnut solid wood 78 Maple massive 81 White Beech solid wood 95 Vintage Oak solid wood H5 Natural Oak solid

Echtholz furnier



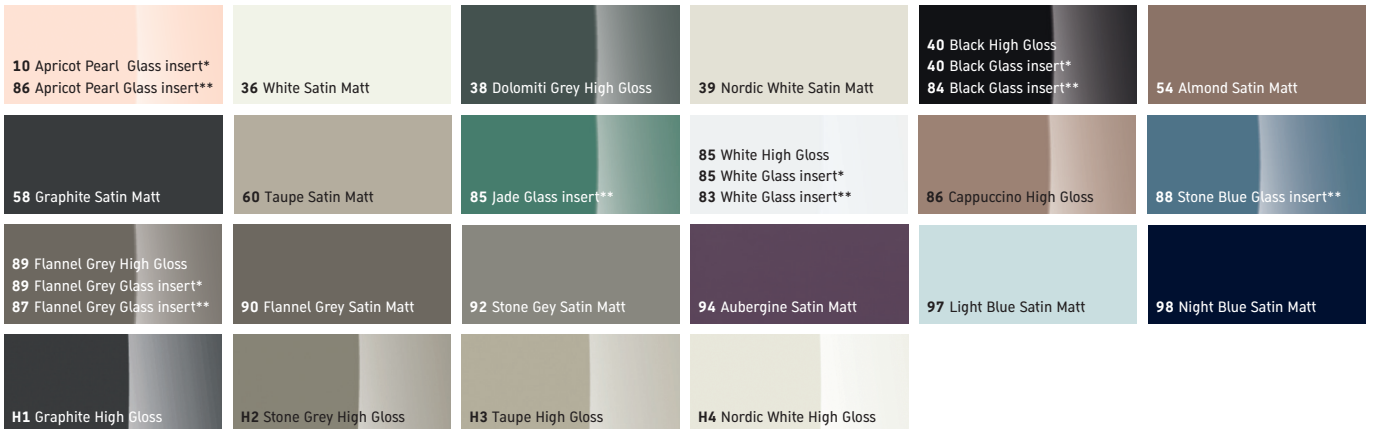
11 Cashmere Oak 12 Brushed Oak 13 American Walnut 69 Brushed Walnut 71 Mediterranean Oak 72 Brushed Dark Oak

Decor



07 Concrete Grey Matt 16 Black Oak 18 White Matt 21 Walnut Dark 22 White High Gloss 30 Natural Oak
35 Oak Terra 43 Basalt Matt 49 Graphite Matt 52 European Oak 53 Chestnut Dark 75 Linen
79 Natural Walnut 80 Graphite Super Matt 91 Taupe Matt


Lacquer / Glass inserts



10 Apricot Pearl Glass insert* 36 White Satin Matt 38 Dolomiti Grey High Gloss 39 Nordic White Satin Matt 40 Black High Gloss 40 Black Glass insert* 40 Black Glass insert** 54 Almond Satin Matt
58 Graphite Satin Matt 60 Taupe Satin Matt 85 Jade Glass insert** 85 White High Gloss 85 White Glass insert* 83 White Glass insert** 86 Cappuccino High Gloss 88 Stone Blue Glass insert**
89 Flannel Grey High Gloss 89 Flannel Grey Glass insert* 87 Flannel Grey Glass insert** 90 Flannel Grey Satin Matt 92 Stone Gey Satin Matt 94 Aubergine Satin Matt 97 Light Blue Satin Matt 98 Night Blue Satin Matt
H1 Graphite High Gloss H2 Stone Grey High Gloss H3 Taupe High Gloss H4 Nordic White High Gloss

* only for series XViU / ** only for series DuraSquare

Acryl




82 Acrylic White

Glass inserts



82 Cubic Line

Vinyl Mesh



BC Greige

Duravit AG
Werderstr. 36
78132 Hornberg
Deutschland
Telefon +49 78 33 70 0
Fax +49 78 33 70 289
info@duravit.de
www.duravit.com

for the pro >

pro.duravit.com

Best.-Nr. 001243/89.03.21.1.1 · Printed in Germany · We reserve the right to make technical improvements and enhance the appearance of the products shown.

 **DURAVIT**