




EDITION **2019**

GENERAL CATALOGUE



PIPE DREAM

**K-FLEX® TITAN – THE NEW OUT-OF-THE-BOX
PIPE INSULATION FOR EXTREME APPLICATIONS.**

NEW!

SUPREME FLEXIBILITY

The newly developed copolymer coating provides an unprecedentedly flexible all-in-one product, that even can be blown over on pipes easily.

HIGH MECHANICAL STRENGTH

K-FLEX® TITAN is resistant to tearing and mechanical stress. Above that it is UV and weather-resistant. The finish also makes it impermeable to water vapor.

EXCELLENT INSULATION VALUES














K-FLEX® TITAN combines the well-known benefits of K-FLEX® elastomeric insulating products with excellent mechanical properties and controls an above-average wide temperature range.

K-FLEX® TITAN represents a groundbreaking advance in the protection of plants.

K-FLEX® TITAN movie



INDEX

	▶ Company Profile	Pg 7
	▶ Thermal insulation	Pg 14
	Info	Pg 16
	Packaging	Pg 18
	▶ K-FLEX® ST	Pg 20
	Info	Pg 22
	▶ K-FLEX® SRC - K-FLEX® SRC ECO	Pg 24
	Info	Pg 26
	▶ K-FLEX® ST DUCT	Pg 28
	Info	Pg 30
	▶ K-FLEX® ST FRIGO	Pg 32
	Info	Pg 34
	▶ K-FLEX® EC	Pg 36
	Info	Pg 38
	▶ K-FLEX® ECO	Pg 40
	Info	Pg 42
	▶ K-FLEX® SOLAR HT	Pg 44
	Info	Pg 46
	▶ K-FLEX® PE	Pg 48
	Info	Pg 50
	▶ K-FLEX® AL CLAD SYSTEM	Pg 52
	Info	Pg 54
	▶ K-FLEX® COLOR SYSTEM	Pg 56
	Info	Pg 58
	▶ K-FLEX® IN CLAD SYSTEM	Pg 60
	Info	Pg 62
	▶ K-FLEX® IC CLAD SYSTEM	Pg 64
	Info	Pg 66



- ▶ Solar systems Pg 68
- Info Pg 70
- Packaging Pg 71



- ▶ K-FLEX® TWIN SOLAR SYSTEM Pg 72
- ▶ SOLAR R Info Pg 74
- ▶ TWIN SOLAR SYSTEM Info Pg 76



- ▶ K-FLEX® twin SOLAR SYSTEM SLIM Pg 80
- Info Pg 82




- ▶ K-FLEX® K-FONIK SYSTEM Pg 84
- Info Pg 86
- Packaging Pg 89
- K-FONIK GK/GV Pg 90
- K-FONIK OPEN CELL Pg 91
- K-FONIK ST GK Pg 92
- K-FONIK B Pg 93
- K-FONIK PE GK Pg 94
- K-FONIK PU GK Pg 94
- K-FONIK P Pg 95



- ▶ K-FLEX® FIRESTOPPING Pg 96
- K-FIRE COLLARS Pg 98
- K-FIRE WRAP Pg 100
- K-FIRE PIPE WRAP Pg 101
- K-FIRE SEALANT A PLUS Pg 102
- K-FIRE SEALANT A Pg 103
- K-FIRE ACRYLIC SEALANT Pg 104
- K-FIRE SEALANT S PLUS Pg 105
- K-FIRE HP SEALANT Pg 106
- K-FIRE BATT Pg 107
- K-FIRE BOARD Pg 108
- K-FIRE MORTAR Pg 109
- K-FIRE EX MORTAR Pg 110
- K-FIRE HS COMPOUND Pg 111
- K-FIRE COATING Pg 112



- ▶ K-FLEX® K-BOX Pg 114
- Info Pg 116



▶ K-FLEX® TAPES	Pg 118
ALU AA CW Tape	Pg 120
ALU AR CW Tape	Pg 121
Cloth Duct Tape	Pg 122
ALU Black CW Tape	Pg 123
FSK Facing Tape	Pg 124



▶ K-FLEX® Accessories	Pg 126
Guttageband	Pg 128
Vinyl Band	Pg 128
Pack RS 590 Sheet	Pg 129
PVC 200 Type W Elbows	Pg 129
PVC SE 90° Type 3S Elbows	Pg 130
PVC Type T	Pg 130
Embossed ALU R 200	Pg 131
Blech MT-CU	Pg 131
ST Anticondensation Tape	Pg 132
SOLAR HT Tape	Pg 133
ECO Anticondensation Tape	Pg 134
COLOR Anticondensation Tape	Pg 135
Bituminous Conglomerate Tape	Pg 136
PVC AT 070 Self-Adhesive Tape	Pg 137
Butyl Tape	Pg 138
PE Insulation Trimming	Pg 140
Adhesive Dispenser	Pg 140
Special Thinner	Pg 140
Fastening Products	Pg 141
Adhesives	Pg 142
K-FINISH Paint	Pg 142
COLOR Paint	Pg 143
Aluminium Endcapping	Pg 143



▶ K-FLEX® pipe support	Pg 144
------------------------	--------

All information is correct at the time of publication and subject to our terms and conditions.
This price list supersedes all previous editions. Errors & omissions excepted.

1989

Year of foundation
Roncello Italy

2.500+

Employees
worldwide

50.000+

Customers
worldwide



63

Countries
with K-FLEX®
subsidiaries

5

Continents
with
Logistics centers

14

Plants
Worldwide

THE COMPANY

K-FLEX® is an Italian manufacturing company specialised in the production of thermal and acoustic flexible elastomeric insulation materials.

K-FLEX® has production facilities and subsidiary networks around the globe in order to supply their products to a worldwide customer base. Its diversified products range provides solutions for various market sectors, including building, transportation, petrochemical and renewable energy.

K-FLEX® is a worldwide market leader thanks to its focus on technological innovation and the quality of its products that play an essential role in energy consumption control and reduction of the greenhouse gas emission.

K-FLEX® is an example of a successful Italian company that has established itself worldwide. The company is present in 63 countries, with production facilities in all continents and more than 2500 employees. In addition, the company has commercial distribution branches, located all over the world, for the efficient and effective global distribution process of its products.

The original manufacturing plant, located in Roncello (north of Milan), was founded in 1989 and today it is the largest in the world for the production of elastomeric insulation.

UNI EN ISO 9001:2015 and ISO 14001 certified, the company offers a wide range of products that ensure quality, reliability and compliance with market standards.

K-FLEX® products also play a very important role in conserving the environment by improving the relationship between energy consumption and pollutant emissions, controlling energy consumption and reducing the release of greenhouse gas in the atmosphere.

TWENTY-FIVE YEARS OF HISTORY: SYNONYMOUS WITH **QUALITY,** **PROFESSIONALISM AND PASSION**

THE STORY

K-FLEX® was founded in 1989 in Roncello, located north of Milan, Italy, with the first production plant of elastomeric materials for thermal insulation.

K-FLEX® quickly developed its presence in the market and grew rapidly. In 1993, K-FLEX® had already established a significant market share in Italy.

It subsequently expanded into other European markets such as France and Spain, opening in Barcelona in 1995 and in Madrid in 1998.

Almost ten years after its foundation, K-FLEX® began its expansion outside Europe starting up K-FLEX® China. Based in Guangzhou was the first of two manufacturing plants with a second plant built in Suzhou, which opened in 2009.

The Company built further production facilities in the US, in Russia in 2005, in Malaysia, Poland, India and Dubai.

In order to expand its commercial footprint, the Company opened distribution branches and various other distribution / sales companies in Germany (2000), Scandinavia (2005), United Kingdom (2006), Romania (2008), Japan (2008), Ukraine (2009), South Korea (2009).

In the 2008 another strategic activity was the 100% share acquisition of BevEx Ltd. BevEx offers an important diversification opportunity for K-FLEX® through its presence in the Food & Beverage sector.

At the end of 2009, K-FLEX® opened its headquarter in Roncello, housing a 50,000 sq. meter production facility.

In the last few years K-FLEX® has been expanding the production facilities in Russia, Poland, India and USA in order to better answer to the local market request.

In June 2014, the company changed its legal form from limited liability company (S.r.l.) to joint stock company (S.p.A.).

In 2017, the plant in the USA was extended towards the biggest and most modern plant worldwide.


Also the Polish plant was extended in 2017 and represents the biggest and most modern plant in Europe.

In 2018, a new production site in Egypt was opened.

In 2018, the new K-FLEX® logistics centre “K-FLEX® Logistikzentrum Leipzig-Halle” in Germany was opened. It is now the biggest distribution centre for elastomeric foams in whole Europe.

In 2019, a new production site in Vietnam has been opened in support of the asian region market request. In the same year K-FLEX® implemented his Polish factory with a new polyethylene production plant.

PLANT TIMELINE



IN THE WORLD

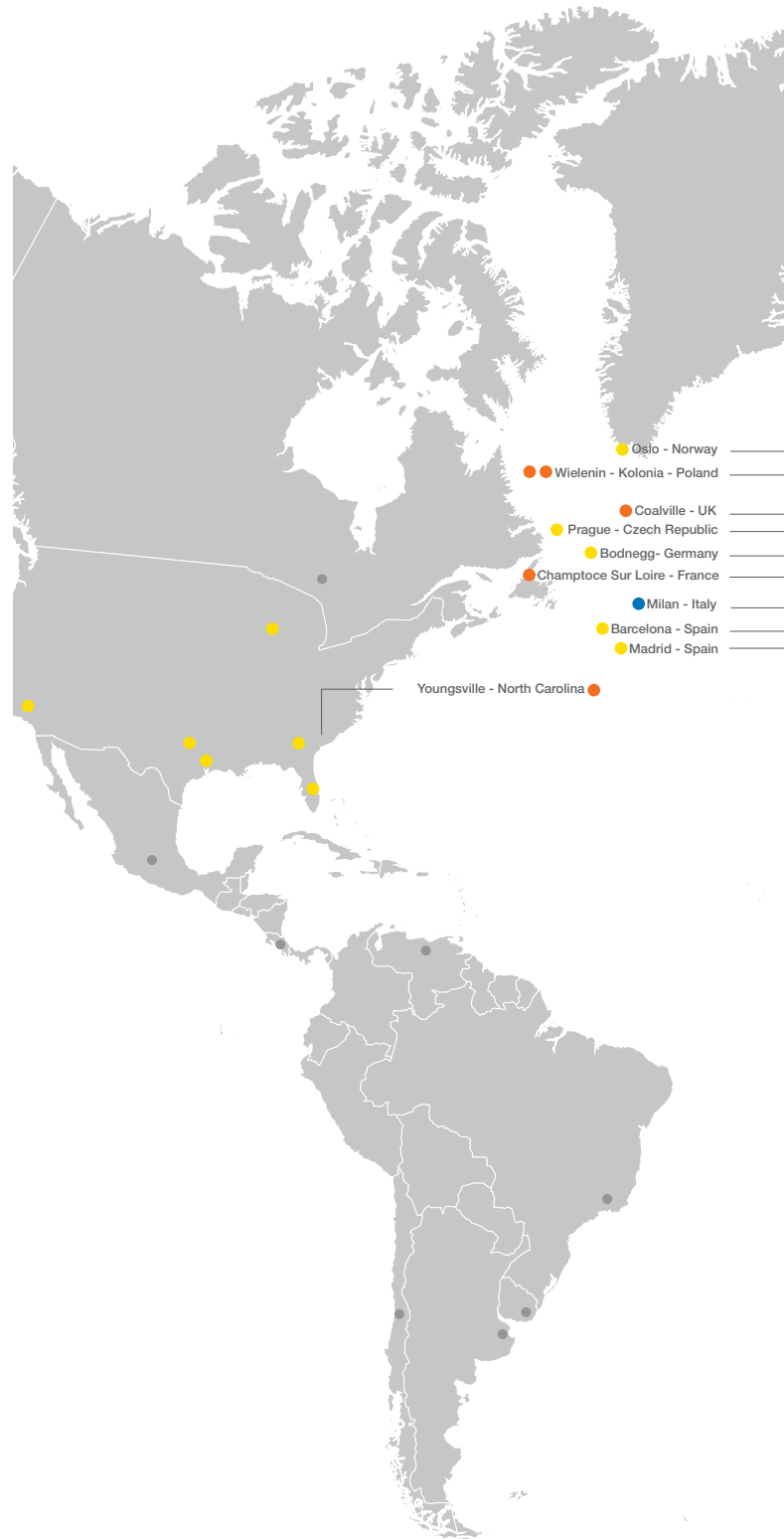
K-FLEX® distributes products to over 63 countries. As part of its business strategy, K-FLEX® will continue to seek to expand its sales and market share in various international markets, particularly in emerging regions.

K-FLEX®'s international production network is in response to a rapidly expanding insulation market. Unlike other markets, K-FLEX® does not globalize as a strategy to decrease labour costs, but instead, is expanding in order to more efficiently reach local markets. Thermal insulation materials are high volume products and shipping costs have a strong impact on pricing. Maintaining a close vicinity to the local market and reducing transportation costs are, therefore, important strategic factors in this industry. A close proximity to customers provides K-FLEX® with the flexibility to adapt in this global market that is constantly evolving.

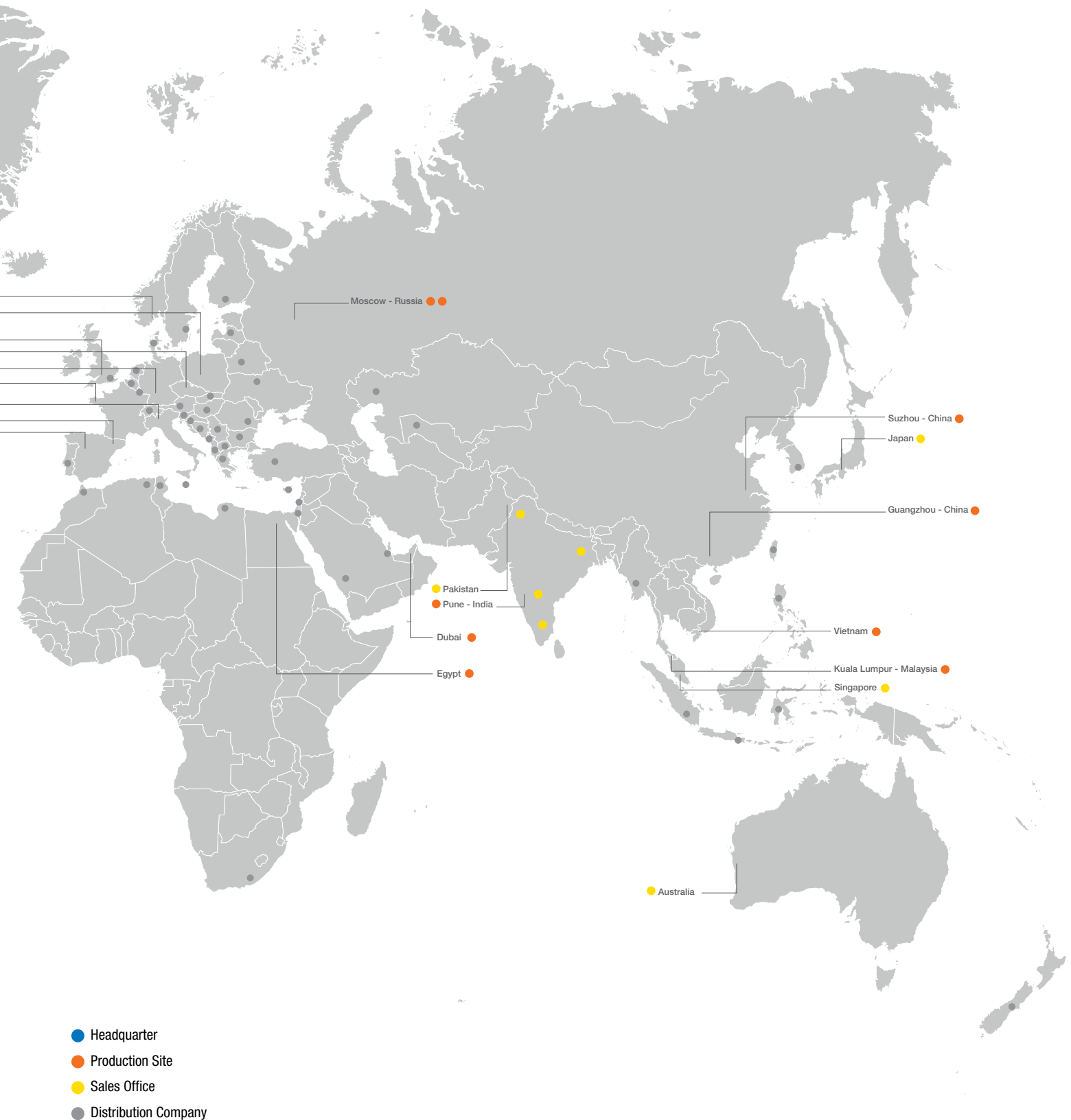
One of the strengths of K-FLEX® is the ability to effectively answer the specific needs of its customers through a particularly flexible production structure, that enables inventory updates based on their sales forecasts. This flexibility allows for a better level of service to the customer.

Further Expansion

K-FLEX® is focused on continuing to utilize its international presence in order to strengthen penetration in the high growth emerging markets. K-FLEX® Group has recently completed a significant capital injection for expansion which has provided the Group with the capability to capitalize on growing demand. K-FLEX® is particularly focused on pursuing attractive growth opportunities in Asia Pacific, the Middle East, Eastern Europe and North America. The aim of K-FLEX® is to continue expanding its market share in key end markets by further developing its product offer for these markets and by growing relationships with existing and new customers globally.



LOCAL CENTRES FOR WORLDWIDE DISTRIBUTION



MISSION

To be the **market leader** in the production of **insulation materials** and to effectively answer the specific needs of its customers and markets, while providing **advanced technological solutions** and **innovative insulation systems**.

BUSINESS AREA

K-FLEX® is a reference point for excellence in the insulation market through the quality of its processes and products and the continuous search for innovative solutions.

K-FLEX® offers a wide range of products to meet the needs of the following areee market:

Air Conditioning and Refrigeration:

Thermal insulation of the machinery (facilities) and pipework (distribution) of air conditioning and refrigeration units.

Acoustics and other Markets:

K-FLEX® supplies specialised products and solutions to the acoustic markets, as well as other niche markets such as Beverage and Passive Fire Protection.

O. E. M.:

K-FLEX® supplies products to customers who install them in equipment during their own manufacturing processes.

Solar Thermal Market:

Materials are used for the hydraulic connections from vessels or tanks to the solar panels.

Heating and Plumbing:

Sold through a structured distribution network, made up of large distribution companies that specialize in thermal, hydraulic and sanitary products.

Industrial and Commercial:

Includes both the distribution sales network for companies that make thermal insulation materials their core business (commercial) and specific industrial segments, which consist of the markets for Oil and Petrochemical (Oil & Gas), Rail and Ship Building, Pharmaceutical and other industrial processes.





LOGISTIC AND DISTRIBUTION

The high flexibility of our production structure allows us to up-date our stock rotation based on sales forecasts. Being able to give comprehensive answers to any request is one of **L'ISOLANTE K-FLEX's** strong points.

The production capacity of the new plant is 120 million meters of insulation pipes per year (equivalent to 3 times around the Earth) and 10 million square meters of sheet insulation.

The K-FLEX® automated warehouse enables high performance in terms of speed, handling some 4,000 different products with a fast turnover.

Our warehouse has a dedicated goods despatch area, especially designed with ergonomics and organisation in mind. This area has been constructed on different levels with lifts to facilitate easy pallet handling.

Through these actions the shipping area is able to prepare and load a quantity of materials equal to 60 complete trucks per day and more than 18000 complete trucks per year.

THERMAL INSULATION



K-FLEX® THERMAL INSULATION

The K-FLEX® range of thermal insulation products offers everything necessary to meet the technical insulation demands of both civil and industrial installations, to reduce energy consumption and prevent condensation and corrosion under insulation.

K-FLEX® products cover a range of temperature for applications including cryogenic plants to chilled water systems, and from domestic hot water systems to solar thermal plants. Their high resistance to water vapour diffusion is a key feature of all K-FLEX® closed cell elastomeric insulation materials.

Typical applications include:

refrigeration and air-conditioning systems; plumbing, industrial, chemical and pharmaceutical plant engineering; insulation of pipes, fittings and other equipment; insulation of tanks, solar systems and all OEM applications requiring thermal insulation.











The product range for the civil sector already complies with the current European testing for fire resistance of building elements.

For more specific areas such as marine, rail, oil & gas, K-FLEX® products already have the most important and relevant international approvals and certification in their field. The final choice of a suitable coating completes the insulation system.

The different finishes (cladding) available for K-FLEX® systems conform to industry standards and offer UV protection, mechanical and chemical protection and an aesthetic finish.

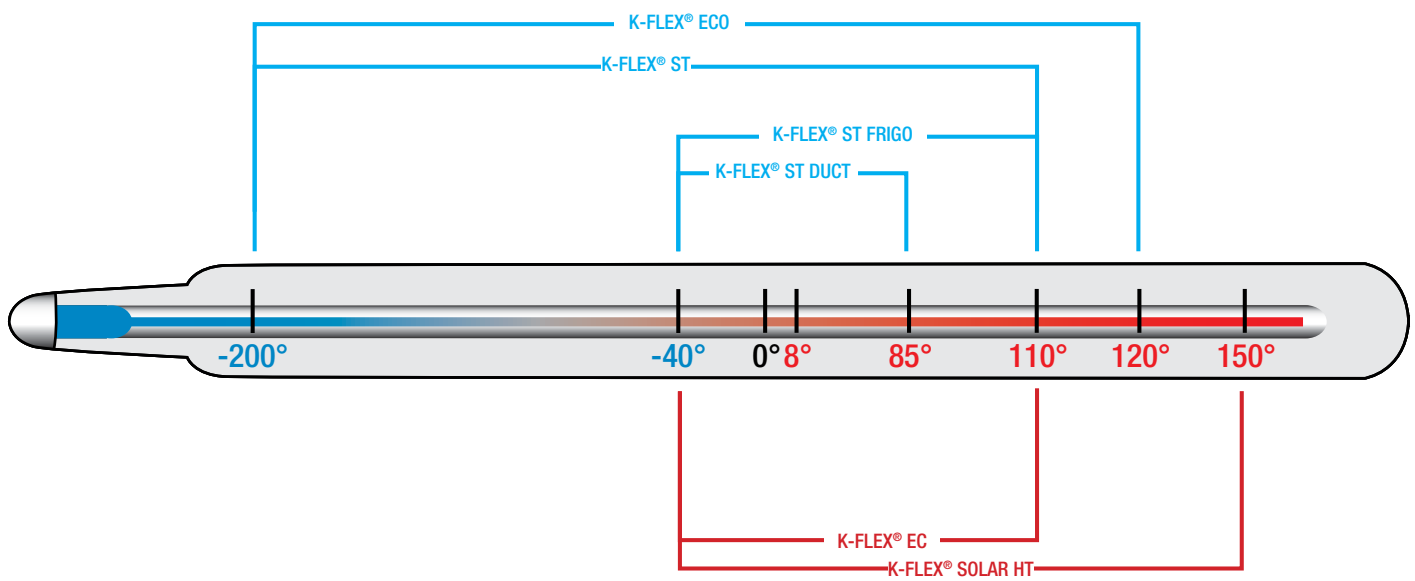


PRODUCT AND APPLICATIONS

										
	Heating	Air Conditioning / Ventilation	Refrigeration	Solar	Industrial	Oil & Gas	Ship building	Train	Halogen Free	UV Resistant
K-FLEX® ST	•	•	•		•	•	•	•		
K-FLEX® ST DUCT	•	•	•							
K-FLEX® ST FRIGO		•	•							
K-FLEX® EC	•	•								
K-FLEX® ECO	•	•	•		•	•	•	•	•	
K-FLEX® SOLAR HT	•			•	•	•			•	•
K-FLEX® SRC	•	•	•						•	
K-FLEX® AL CLAD SYSTEM	•	•	•		•					•
K-FLEX® COLOR SYSTEM	•	•	•							•
K-FLEX® IN CLAD SYSTEM					•	•		•		
K-FLEX® IC CLAD SYSTEM					•	•	•	•		

K-FLEX® ▶ SYSTEMS SELECTOR	
▼ Special requirements ▼	▼ K-FLEX® solutions ▼
UV / weather protection	K-FLEX® AL CLAD SYSTEM K-FLEX® IN CLAD SYSTEM K-FLEX® COLOR SYSTEM
Colour coding	K-FLEX® COLOR SYSTEM
Aesthetic design	K-FLEX® COLOR SYSTEM K-FLEX® AL CLAD SYSTEM
Easy to clean	All K-FLEX® SYSTEM
High resistance to chemical attack	K-FLEX® IN CLAD SYSTEM
Shock resistance (mechanical)	K-FLEX® AL CLAD SYSTEM K-FLEX® IN CLAD SYSTEM K-FLEX® IC CLAD SYSTEM
Resistance to water vapour diffusion	K-FLEX® AL CLAD SYSTEM K-FLEX® IN CLAD SYSTEM
Quick and easy assembly	All K-FLEX® SYSTEM

PRODUCTS AND APPLICATION GUIDE LINES








For applications below -40 °C please contact our technical department.

Test certificates, approvals and supervision for different work stations (shipbuilding, rail, chemical, pharmaceutical, oil & gas, etc ...) are available in the download section of our website: www.kflex.com

K-FLEX® ▶ APPLICATION TEMPERATURE RANGE		
Product	Min °C	Max °C
K-FLEX® ST	- 200	+ 110
K-FLEX® ST DUCT	- 40	+ 85
K-FLEX® ST FRIGO	- 40	+ 110
K-FLEX® EC	- 40	+ 110
K-FLEX® ECO	- 200	+ 120
K-FLEX® SOLAR HT	- 40	+ 150
K-FLEX® SRC	- 40	+ 85
K-FLEX® AL CLAD SYSTEM	- 40	+ 110
K-FLEX® COLOR SYSTEM	- 40	+ 110
K-FLEX® IN CLAD SYSTEM	- 200	+ 120
K-FLEX® IC CLAD SYSTEM	- 40	+ 110

PACKAGING

CARTONS	PRODUCTS	CARTON DIMENSIONS (CM)			CARTONS/ PALLET	PALLET DIMENSIONS (CM)			PALLET/ TRUCK	PALLET**
		LENGTH	WIDTH	HEIGHT	QUANTITY*	LENGTH	WIDTH	HEIGHT	QUANTITY	
	Sheets 1m: K-FLEX® ST K-FLEX® ECO K-FLEX® SOLAR HT K-FLEX® SRC K-FLEX® SRC ECO K-FLEX® AL CLAD K-FLEX® COLOR K-FLEX® IC CLAD K-FLEX® IN CLAD	105	55	55	16	210	120	235	12	
	Sheets 2x0,5m	215,5	55	16,5	20	210	120	180		
	Sheets 1,5m in sack: K-FLEX® ST K-FLEX® ST DUCT				20	210	120	265***		

* Maximum number per pallet
 ** Images for illustration purposes only, the amount of cartons/pallet may differ from that shown.
 *** maximum height = 265 cm Depending on the thickness of the insulation sheet packing can vary in size, which may affect the overall height.

NB: transport volumes are calculated for full loads. This may change according to the size of the truck. Please check with our customer service department on transport volumes valid for the particular job.

PACKAGING

CARTONS	PRODUCTS	CARTON DIMENSIONS (CM)			CARTONS/ PALLET	PALLET DIMENSIONS (CM)			PALLET/ TRUCK	PALLET**
		LENGTH	WIDTH	HEIGHT	QUANTITY*	LENGTH	WIDTH	HEIGHT	QUANTITY	
	Tubes 2m: K-FLEX® ST K-FLEX® EC K-FLEX® EC AD K-FLEX® ECO	210	39	32	21 18	210 210	120 120	239 207	12	
	Tubes 2m: K-FLEX® SOLAR HT	210	39	32	21 18	210 210	120 120	239 207	12	
	Tubes 2m: K-FLEX® COLOR	210	39	32	15	210	120	245	12	
	Tubes 1m: K-FLEX® COLOR	108	39	39	30	210	120	245	12	
	Tubes 1m: K-FLEX® IC CLAD K-FLEX® IN CLAD K-FLEX® SRC ECO	108	39	39	30	210	120	245	12	
	Tubes 1m: K-FLEX® AL CLAD	108	39	39	30	210	120	245	12	
	Tube in rolls: K-FLEX® SOLAR HT	59	59	40	36 16 30 12	210 120 210 120	120 80 120 80	255 251 215 192	12	
	Tube in rolls: K-FLEX® EC-H ROLLS	52	59	26	62	210	120	250	12	
	Tube in rolls (industrial carton): K-FLEX® ST FRIGO	80	80	40	18	210	120	255	12	
	Tube in rolls: K-FLEX® ST FRIGO	51,5	50	21	88 32 72 36	210 120 210 120	120 80 120 80	246 246 204 220	12	

* Maximum number per pallet

** Images for illustration purposes only, the amount of cartons/pallet may differ from that shown.

*** maximum height = 265 cm Depending on the thickness of the insulation sheet packing can vary in size, which may affect the overall height.

K-FLEX[®]

ST





K-FLEX® ST

- ▶ Elastomeric insulation for all civil and industrial applications
- ▶ High performance for all applications in a temperature range from -165 °C to +110 °C
- ▶ Prevents the risk of condensation and improves energy saving
- ▶ Class of reaction to fire euroclass B_L-s2, d0
- ▶ Very fine closed cellular structure and high technical performance
- ▶ Resistant to mould, fungi and bacteria
- ▶ Light and flexible

Site



Video



App. Manual



TECHNICAL DATA



K-FLEX® ST TUBES ▶ TECHNICAL DATA

Property	Value		Test method
Temperature range	K-FLEX® ST Tubes: from -165 °C* to +110 °C K-FLEX® ST/SK: from -40 °C to +85 °C		EN 14706 EN 14707
Thermal conductivity λ W/(m•K)	Thicknesses \leq 25mm -20 °C = 0,031 0 °C = 0,033 +20 °C = 0,035 +40 °C = 0,037	Thicknesses $>$ 25mm -20 °C = 0,034 0 °C = 0,036 +20 °C = 0,038 +40 °C = 0,040	EN 13787 EN ISO 8497
Corrosion prevention	pH neutral (7 \pm 0,5)		EN 13468
Permeability μ	\geq 10000	\geq 7000	EN 12086
Fire rating	K-FLEX® ST Tubes Thickness up to 50 mm: Euroclass B _L -s2, d0 Thickness over 50 mm: Euroclass B _L -s3, d0 K-FLEX® ST/SK: Euroclass B _L -s2, d0 Class 0		EN 13501-1 EN 13501-1 EN 13501-1 BS 476 Part 6/7
Ecological data	Without CFCs and HCFCs		

* For industrial applications, product can be applied down to -198°C; for applications below -40°C please contact our technical department.

K-FLEX® reserves the right to change data and technical requirements without notice.



K-FLEX® ST SHEETS ▶ TECHNICAL DATA

Property	Value		Test method
Temperature range	K-FLEX® ST Sheets: from -165 °C* to +85 °C		EN 14706 EN 14707
Thermal conductivity λ W/(m•K)	Thicknesses \leq 25mm -20 °C = 0,031 0 °C = 0,033 +20 °C = 0,035 +40 °C = 0,037	Thicknesses $>$ 25mm -20 °C = 0,034 0 °C = 0,036 +20 °C = 0,038 +40 °C = 0,040	EN 13787 EN ISO 8497
Corrosion prevention	pH neutral (7 \pm 0,5)		EN 13468
Permeability μ	\geq 10000	\geq 7000	EN 12086
Fire rating	K-FLEX® ST Sheets: Euroclass B-s3, d0 Class 0		EN 13501-1 BS 476 Part 6/7
Ecological data	Without CFCs and HCFCs		

* For industrial applications, product can be applied down to -198°C; for applications below -40°C please contact our technical department.

K-FLEX® reserves the right to change data and technical requirements without notice.

GENERAL INFORMATION



K-FLEX® ST TUBES

K-FLEX® ST products meet all the requirements demanded by civil and industrial refrigeration, air conditioning, plumbing, insulation of tanks, fittings, water pipes and all other applications that need thermal insulation.



K-FLEX® ST/SK TUBES

K-FLEX® ST/SK TUBES with overlap

K-FLEX® ST/SK is a cut-to-length self-seal elastomeric insulation. This innovative technology includes adhesive tapes which are quick and easy to use for the installer. This new system has been developed to save on installation time and reduce the use of other adhesives to improve working conditions at the construction site. Also available as version with overlap - **K-FLEX® ST/SK with overlap**.



K-FLEX® ST SHEETS are ideal for sheet metal ducts and large size pipes. The height of 1000/1500 mm minimises segmentation of the coating and simplifies installation, greatly reducing time and labour cost.

Available in standard and adhesive.

K-FLEX® ST ▶ RANGE			
	▼ Length ▼	▼ Thicknesses ▼	▼ Diameters ▼
K-FLEX® ST - Tubes	2 m	6-9-13-19-25-32-40-50-60 mm	from 6 to 210 mm
K-FLEX® ST/SK - Adhesive tubes	2 m	9-13-19-25-32 mm	from 12 to 114 mm
	▼ Thicknesses ▼		▼ Height ▼
K-FLEX® ST - Sheets	3-6-10-13-16-19-25-32-40-50-60 mm		1000/1500 mm
K-FLEX® ST - Adhesive sheets	3-6-10-13-16-19-25-32-40-50 mm		1000/1500 mm



PROJECTS


Germany



K-FLEX[®]

SRC-SRC ECO

K-FLEX[®]
SRC ECO
B_L-s1,d0





K-FLEX® SRC - SRC ECO

- ▶ Products with reaction to fire euroclass B₁-s1, d0 / B-s2, d0
- ▶ Low smoke emission in case of fire
- ▶ Excellent thermal conductivity
- ▶ High resistance to water vapour diffusion
- ▶ Application temperatures from -40 °C to +85 °C

Site



Brochure



App. Manual



TECHNICAL DATA



K-FLEX® SRC ▶ TECHNICAL DATA		
Property ▼	Value ▼	Test method ▼
Temperature range	From -40 °C* to +85 °C	EN 14706
Thermal conductivity λ W/(m•K)	-20 °C = 0,031 0 °C = 0,033 +20 °C = 0,035 +40 °C = 0,037	EN 13787 EN 12667
Corrosion prevention	pH neutral (7±0,5)	EN 13468
Water permeability	WS < 0.1%	EN 13472
Permeability μ	≥ 10000	EN 12086
Fire rating	B-s2,d0	EN 13501-1
Leacheable chloride	< 500 ppm	EN 13468
Ecological data	Without CFCs and HCFCs	

* For applications below -40 °C please contact our Technical Department

K-FLEX® reserves the right to change data and technical requirements without notice.



K-FLEX® SRC ECO ▶		
Property ▼	Value ▼	Test method ▼
Temperature range	From -40 °C* to +85 °C	EN 14706
Thermal conductivity λ W/(m•K)	-20 °C = 0,036 0 °C = 0,038 +20 °C = 0,040 +40 °C = 0,042	EN 13787 EN 12667
Corrosion prevention	pH neutral (7±0,5)	EN 13468
Water permeability	WS < 0.1%	EN 13472
Permeability μ	≥ 3000	EN 12086
Fire rating	Tube: B ₁ -s1,d0 Sheet: B-s2,d0	EN 13501-1
Leacheable chloride	< 500 ppm	EN 13468
Ecological data	Without halogens, PVC, CFCs, HCFCs and Formaldehyde	

* For applications below -40 °C please contact our Technical Department

K-FLEX® reserves the right to change data and technical requirements without notice.

GENERAL INFORMATION

Insulation sheets with reduced smoke emission.

DESCRIPTION

K-FLEX® SRC's innovative design combines the high thermal performance of a rubber based flexible elastomeric foam with a reduced smoke emission coating.

APPLICATIONS

K-FLEX® SRC sheet is ideal for thermal insulation of pipes, ducting and technical systems in public buildings.

CLASSIFICATION

K-FLEX® SRC sheet has been tested according to the current European Standard EN 13501-1 for fire classification of construction products, and is classified B-s2, d0.

The main advantages of **K-FLEX® SRC** are:

- ▶ Retarded ignition of the flame
- ▶ Reduced flame propagation.
- ▶ Low thermal conductivity.
- ▶ High resistance to water vapour diffusion.
- ▶ Wide range of operating temperatures.
- ▶ Consistent performance.
- ▶ Higher mechanical properties with respect to uncoated elastomeric insulation.
- ▶ Quick and easy installation.

HALOGEN FREE Insulation with reduced smoke emission.

DESCRIPTION

K-FLEX® SRC ECO is an insulating product comprising a layer of closed cell elastomeric foam and a protective jacket. The special **K-FLEX® SRC ECO** configuration offers a unique product which, in case of fire, retards the emission of smoke and fumes which are also free of hydrohalic acids and organochlorine compounds.

APPLICATIONS

K-FLEX® SRC ECO is ideal for thermal and acoustic insulation of walls and technical installations where low smoke emission is required in case of fire.

CLASSIFICATION

K-FLEX® SRC ECO has been tested according to the current European standard EN 13501-1, for fire classification of construction products, and is classified B_s-s1, d0/ B-s2, d0.


The main advantages of **K-FLEX® SRC ECO** are:

- ▶ No halogen in the composition or expansion of the elastomeric material.
- ▶ No smoke containing hydrohalic acids and organochlorine compounds in case of fire.
- ▶ Retarded ignition of the flame.
- ▶ Retarded flame propagation.
- ▶ Reduced emission of smoke.
- ▶ Higher mechanical properties with respect to an uncoated elastomeric insulation foam.
- ▶ Quick and easy installation.

K-FLEX® SRC/SRC ECO ▶ RANGE			
	▼ Thicknesses ▼		▼ Height ▼
K-FLEX® SRC - Sheets	6-9-13-19 mm		1000 mm
K-FLEX® SRC - Adhesive sheets	6-9-13-19 mm		1000/1500 mm
	▼ Length ▼	▼ Thicknesses ▼	▼ Diameters ▼
K-FLEX® SRC ECO - Tubes	1 m	9-13-19-25 mm	from 15 to 160 mm
	▼ Thicknesses ▼		▼ Height ▼
K-FLEX® SRC ECO - Sheets	6-9-13-19-25 mm		1000 mm
K-FLEX® SRC ECO - Adhesive sheets	6-9-13-19-25 mm		1000 mm

K-FLEX® ST DUCT





K-FLEX® ST DUCT

- ▶ Elastomeric insulation sheets for air ducting
- ▶ Specially designed for isolation of ventilation ducts
- ▶ 1.5m width reduces installation times
- ▶ Adhesive coating

Site



Video



App. Manual



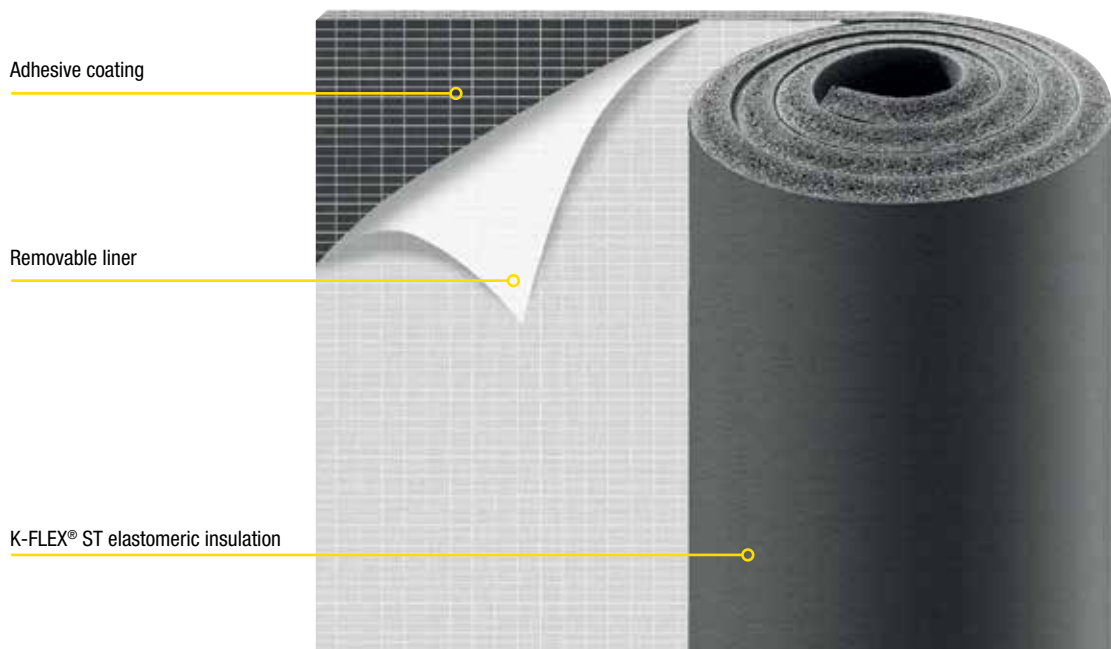
TECHNICAL DATA



K-FLEX® ST DUCT ▶ TECHNICAL DATA												
Property ▼	Value ▼	Test method ▼										
Temperature range	From -40 °C to +85 °C	EN 14706 EN 14707										
Thermal conductivity λ W/(m•K)	<table border="0"> <tr> <td>Thicknesses \leq 25mm</td> <td>Thicknesses $>$ 25mm</td> </tr> <tr> <td>-20 °C = 0,031</td> <td>-20 °C = 0,034</td> </tr> <tr> <td>0 °C = 0,033</td> <td>0 °C = 0,036</td> </tr> <tr> <td>+20 °C = 0,035</td> <td>+20 °C = 0,038</td> </tr> <tr> <td>+40 °C = 0,037</td> <td>+40 °C = 0,040</td> </tr> </table>	Thicknesses \leq 25mm	Thicknesses $>$ 25mm	-20 °C = 0,031	-20 °C = 0,034	0 °C = 0,033	0 °C = 0,036	+20 °C = 0,035	+20 °C = 0,038	+40 °C = 0,037	+40 °C = 0,040	EN 13787 EN 12667
Thicknesses \leq 25mm	Thicknesses $>$ 25mm											
-20 °C = 0,031	-20 °C = 0,034											
0 °C = 0,033	0 °C = 0,036											
+20 °C = 0,035	+20 °C = 0,038											
+40 °C = 0,037	+40 °C = 0,040											
Corrosion prevention	pH neutral (7 \pm 0,5)	EN 13468										
Permeability μ	\geq 7000	EN 12086										
Fire rating	Euroclass B-s3, d0	EN 13501-1										
Ecological data	Without CFCs and HCFCs											

K-FLEX® reserves the right to change data and technical requirements without notice.

PRODUCT FEATURES



GENERAL INFORMATION



K-FLEX® ST DUCT

K-FLEX® ST DUCT is specifically produced for the insulation of ventilation and air-conditioning ducts, meeting all the necessary requirements in terms of structure and dimensions. Economical: flexible and easy to handle, it is made in measurements of 1500 mm in width to ensure easy installation on ducts.

Practical: the self-adhesive surface has been made rougher to improve its grip on the metal ducts.

Convenient: its 1500 mm width cuts down on application time, reducing the final cost of pre-fabricated ducts.

Flexible: high elasticity helps attenuate vibrations that occur where there are joints and suspensions.

K-FLEX® ST DUCT + FINISHES

K-FLEX® ST DUCT ALU

Elastomeric self-adhesive sheet with reinforced mesh and a smooth aluminium 80 µ thick covering. Width: 1500 mm. Euroclass C-s3,d0

K-FLEX® ST DUCT AL CLAD SYSTEM Elastomeric self-adhesive sheet, with reinforced mesh and AL CLAD covering. Width: 1500 mm. Euroclass D-s3,d0

K-FLEX® ST DUCT COLOR SYSTEM Elastomeric self-adhesive sheet, with reinforced mesh and COLOR coating. Width: 1500 mm. Euroclass C-s3,d0

K-FLEX® ST DUCT ▶ RANGE

	▼ Thicknesses ▼	▼ Height ▼
K-FLEX® ST DUCT - Sheets	6-8-10-12-15-20-30 mm	1500 mm



PROJECTS

Italy, Rimini
Mall "Le Befane"



K-FLEX®
ST FRIGO





K-FLEX® ST FRIGO

- ▶ Elastomeric insulation for specialists in cold temperatures
- ▶ Practical packaging
- ▶ Easy to apply
- ▶ High performance
- ▶ Suitable for OEM applications

Site



App. Manual



TECHNICAL DATA



K-FLEX® ST FRIGO ▶ TECHNICAL DATA

Property ▼	Value ▼	Test method ▼
Temperature range	From -40 °C to +110 °C	EN 14706 EN 14707
Thermal conductivity λ W/(m•K)	-20 °C = 0,031 0 °C = 0,033 +20 °C = 0,035 +40 °C = 0,037	EN 13787 EN ISO 8497
Corrosion prevention	pH neutral (7±0,5)	EN 13468
Permeability μ	≥ 10000	EN 12086
Fire rating	Euroclass B ₁ -s3, d0	EN 13501-1
Ecological data	Without CFCs and HCFCs	

K-FLEX® reserves the right to change data and technical requirements without notice.

THE FUNCTIONAL AND USEFUL COOLING SOLUTION

K-FLEX® ST elastomeric insulation



GENERAL INFORMATION



The revolutionary and exclusive packaging offers practical and economic benefits for both usage and distribution.

User-friendly: An aperture in the box lid allows easy removal of the insulation whilst keeping the remaining product intact and in place.


Precision cutting: The ruler printed on the edge of the box facilitates accurate measurement and precise cutting of the insulation required for the job. No more waste product; less use of glue and tape.


Easy to transport: On request we can also supply **K-FLEX® ST FRIGO** in industrial sized cartons: 800 x 800 x 400 mm

K-FLEX® ST FRIGO ► RANGE				
		▼ Thicknesses ▼		▼ Diameters ▼
K-FLEX® ST FRIGO Carton 500x500x200		6-9-13 mm		from 6 to 28 mm
K-FLEX® ST FRIGO Carton 800x800x400		6-9 mm		from 6 to 28 mm
▼ K-FLEX® ST FRIGO ▼		▼ 6 mm ▼		▼ 13 mm ▼
Ø tube Inches	Ø tube mm	m/Carton	m/Carton	m/Carton
1/4"	6	50	40	26
5/16"	8	48	37	26
3/8"	10	46	34	23
1/2"	12	40	31	18
5/8"	15	38	27	17
3/4"	18	30	23	15
7/8"	22	23	19	14
1 1/8"	28	20	14	10

K-FLEX[®]

EC





K-FLEX® EC

- ▶ Ideal for heating and plumbing systems
- ▶ Flexible and easy to work with

Site



App. Manual



TECHNICAL DATA



K-FLEX® EC TUBES ▶ TECHNICAL DATA												
Property ▼	Value ▼	Test method ▼										
Temperature range	K-FLEX® EC: from -40 to +110 °C K-FLEX® EC AD: from -40 to +85 °C	EN 14706 EN 14707										
Thermal conductivity λ W/(m•K)	<table border="1"> <tr> <th>Thicknesses \leq 25mm</th> <th>Thicknesses $>$ 25mm</th> </tr> <tr> <td>-20 °C = 0,031</td> <td>-20 °C = 0,034</td> </tr> <tr> <td>0 °C = 0,033</td> <td>0 °C = 0,036</td> </tr> <tr> <td>+20 °C = 0,035</td> <td>+20 °C = 0,038</td> </tr> <tr> <td>+40 °C = 0,037</td> <td>+40 °C = 0,040</td> </tr> </table>	Thicknesses \leq 25mm	Thicknesses $>$ 25mm	-20 °C = 0,031	-20 °C = 0,034	0 °C = 0,033	0 °C = 0,036	+20 °C = 0,035	+20 °C = 0,038	+40 °C = 0,037	+40 °C = 0,040	EN 13787 EN ISO 8497
Thicknesses \leq 25mm	Thicknesses $>$ 25mm											
-20 °C = 0,031	-20 °C = 0,034											
0 °C = 0,033	0 °C = 0,036											
+20 °C = 0,035	+20 °C = 0,038											
+40 °C = 0,037	+40 °C = 0,040											
Corrosion prevention	pH neutral (7 \pm 0,5)	EN 13468										
Permeability μ	\geq 7000	EN 12086										
Fire rating	Euroclass B ₁ -s3, d0 Class 1	EN 13501-1 BS 476 Part 6/7										
Ecological data	Without CFCs and HCFCs											

K-FLEX® reserves the right to change data and technical requirements without notice.

GENERAL INFORMATION



K-FLEX® EC TUBES

K-FLEX® EC offers all the requirements to meet the demands of civil and industrial installations that require the use of insulation material.



K-FLEX® EC AD TUBES

K-FLEX® EC AD TUBES with overlap

K-FLEX® EC ad is manufactured with a factory-applied specially formulated bonding adhesive. The revolutionary technology is pre-slit with convenient built-in tabs applied on both sides, making the pipe insulation convenient and quick to install.

K-FLEX® EC ad has high performance characteristics thanks to the new self-adhesive system which significantly reduces the use of contact adhesives, thus allowing for improved working conditions and compliance with safety requirements. Also available as version with overlap - K-FLEX® EC ad with overlap.



K-FLEX® EC/H ROLLS

Ease of use

An aperture in the box lid allows easy removal of the insulation whilst keeping the remaining product in place.

Precision cutting

The ruler printed on the edge of the box facilitates accurate measurement and precise cutting of the insulation required for the job. No more waste product; less use of glue and tape.

Better protection for the insulation in the work place No more wasted material caused by breakage or damage during transport.


K-FLEX® EC ▶ RANGE

	▼ Length ▼	▼ Thicknesses ▼	▼ Diameters ▼
K-FLEX® EC - Tubes	2 m	6-9-13-19-25-40-50-60 mm	from 10 to 168 mm
K-FLEX® EC/H Rolls		6-9-13 mm	from 6 to 35 mm
▼ K-FLEX® EC/H Rolls ▼	▼ 6 mm ▼	▼ 9 mm ▼	▼ 13 mm ▼
Ø tube mm	m/Carion	m/Carion	m/Carion
6	90	60	
8	80	56	
10	70	51	35
12	60	50	30
15	57	41	26
18	45	35	25
20	45	35	23
22	35	29	21
25	32	25	20
28	30	21	15
35			12



PROJECTS

PGE Arena, Polen




Fotograph: Mr. Dariusz Boczek

K-FLEX[®]

ECO






K-FLEX® ECO

- ▶ Elastomeric insulation formulated and manufactured without the use of halogens
- ▶ Designed for areas with special safety requirements
- ▶ Approved for use in rail and marine industries

New!

- ▶ The proven **K-FLEX® ECO** will also be available in black color



TECHNICAL DATA



K-FLEX® ECO TUBES ► TECHNICAL DATA

▼ Property ▼	▼ Value ▼	▼ Test method ▼
Temperature range	From -165 °C* to +120 °C	EN 14706 EN 14707
Thermal conductivity λ W/(m•K)	-20 °C = 0,036 0 °C = 0,038 +20 °C = 0,040 +40 °C = 0,042	EN 13787 EN 12667 EN ISO 8497
Corrosion prevention	pH neutral (7±0,5)	EN 13468
Permeability μ	≥ 3000	EN 12086
Fire rating	K-FLEX® ECO Tubes: Euroclass DL-s2, d0 Class 1	EN 13501-1 BS 476 Part 6/7
Ecological data	Halogen free - PVC - CFC - HCFC Free	
Marine approvals	LR - DNV - M.M. ITALIANA CE-MARINE (Bureau Veritas) - US NAVY	
Fume classification (toxicity)	IMO RES 61(67)	
Fume density (NBS room)	≤ Dm 200	
Color	Green, Black	

* For temperatures of less than -50 °C, please consult our technical office.

K-FLEX® reserves the right to change data and technical requirements without notice.



K-FLEX® ECO SHEETS ► TECHNICAL DATA

▼ Property ▼	▼ Value ▼	▼ Test method ▼
Temperature range	From -165 °C* to +120 °C	EN 14706 EN 14707
Thermal conductivity λ W/(m•K)	-20 °C = 0,036 0 °C = 0,038 +20 °C = 0,040 +40 °C = 0,042	EN 13787 EN 12667 EN ISO 8497
Corrosion prevention	pH neutral (7±0,5)	EN 13468
Permeability μ	≥ 3000	EN 12086
Fire rating	K-FLEX® ECO Sheets: Euroclass E Class 1	EN 13501-1 BS 476 Part 6/7
Ecological data	Halogen free - PVC - CFC - HCFC Free	
Marine approvals	LR - DNV - M.M. ITALIANA CE-MARINE (Bureau Veritas) - US NAVY	
Fume classification (toxicity)	IMO RES 61(67)	
Fume density (NBS room)	≤ Dm 200	
Color	Green, Black	

* For temperatures of less than -50 °C, please consult our technical office.

K-FLEX® reserves the right to change data and technical requirements without notice.

GENERAL INFORMATION

Manufacturing without thought for the resultant environmental impact is no longer acceptable. This attitude of awareness, now largely rooted in all areas of modern society, has triggered a significant innovation in models of development and consumerism.

K-FLEX® ECO, formulated and manufactured without halogens is a real solution to the reduction of energy consumption with respect to the environment. The composition of **K-FLEX® ECO** renders any fumes released during a fire, transparent and nontoxic.

K-FLEX® ECO ► RANGE			
	▼ Length ▼	▼ Thicknesses ▼	▼ Diameters ▼
K-FLEX® ECO - Tubes	2 m	9-13-19-25-32 mm	from 10 to 114 mm
	▼ Thicknesses ▼	▼ Height ▼	
K-FLEX® ECO - Sheets	6-10-13-19-25-32-40-50 mm	1000 mm	
K-FLEX® ECO - Adhesive sheets	6-10-13-19-25-32-40-50 mm	1000 mm	

New!
Now also available in black





PROJECTS

Italy



K-FLEX[®]

SOLAR HT





K-FLEX® SOLAR HT

- ▶ Elastomeric insulation for high temperatures
- ▶ Ideal solution for industrial and solar systems
- ▶ Increased energy efficiency
- ▶ EPDM with UV protection
- ▶ Also available with protective coatings for adverse weather conditions

Site



App. Manual



TECHNICAL DATA



K-FLEX® SOLAR HT ▶ TECHNICAL DATA

▼ Property ▼	▼ Value ▼	▼ Test method ▼
Temperature range	From -40 °C to +150 °C	EN 14706 EN 14707
Thermal conductivity λ W/(m•K)	0 °C = 0,040 40 °C = 0,044	EN 13787 EN 12667 EN ISO 8497
Corrosion prevention	pH neutral (7±0,5)	EN 13468
Fire rating	Euroclass E	EN 13501-1
Ecological data	Without CFCs and HCFCs	

K-FLEX® reserves the right to change data and technical requirements without notice.

GENERAL INFORMATION

Elastomeric EPDM (Ethylene-Propylene Diene Monomer) rubber based insulation with excellent mechanical properties suitable for high temperatures. Good UV resistance.

The rational and convenient solution for solar panels and industrial processes up to 150 °C. A new, revolutionary box, tailor-made for the client, offering practical and economical advantages for use and distribution.



K-FLEX® SOLAR HT ▶ RANGE

	▼ Length ▼	▼ Thicknesses ▼	▼ Diameters ▼
K-FLEX® SOLAR HT - Tubes	2 m	13-19-25 mm	from 10 to 89 mm
K-FLEX® SOLAR HT - Rolls		13-19 mm	15-18-22 mm
	▼ Thicknesses ▼	▼ Height ▼	
K-FLEX® SOLAR HT - Sheets	10-13-19-25-32 mm	1000 mm	


PROJECTS


Zamo, Poland



K-FLEX[®]

PE





K-FLEX® PE

- ▶ Manufactured specifically for insulation of heating/ air conditioning pipes and underfloor installations
- ▶ Excellent mechanical strength and resistance to compression
- ▶ Tear resistant
- ▶ Quick to install

K-FLEX® PE



K-FLEX® FONOMETAL



TECHNICAL DATA



K-FLEX® PE TUBES ▶ TECHNICAL DATA

▼ Property ▼	▼ Value ▼	▼ Test method ▼
Material	Polyethylene insulation produced by continuous extrusion and expansion, without the use of CFC or HCFC, with a protective outer coating.	
Thicknesses	6 - 9 - 13 - 20 mm	
Temperature range	From +8 °C to +90 °C	EN 14707
Thermal conductivity λ W/(m•K)	+10 °C = 0,038 +40 °C = 0,040	EN 13787
Permeability μ	2000	EN 13469
Fire rating	Euroclass E _l	EN 13501-1
Mechanical resistance	Extremely resistant to compression, tension and superficial lacerations.	
Other characteristics	Flexible. Resistant to materials commonly used for building. If properly installed, prevents corrosion and protects piping from direct contact with any aggressive agents.	

K-FLEX® reserves the right to change data and technical requirements without notice.



K-FLEX® FONOMETAL ▶ TECHNICAL DATA

▼ Property ▼	▼ Value ▼	▼ Test method ▼
Temperature range	Up to +90 °C	EN 14707
Thermal conductivity λ W/(m•K)	+10 °C = 0,038 +40 °C = 0,040	EN 13787
Fire rating	Euroclass E _l	EN 13501-1

K-FLEX® reserves the right to change data and technical requirements without notice.

GENERAL INFORMATION



K-FLEX® PE is an insulation tube with an extruded polyethylene coating available in different sizes. Ideal for plumbing professionals. The external protection is formed by a scratch-resistant co-extruded coating which ensures excellent resistance to tearing and abrasion.


K-FLEX® FONOMETAL: ideal for acoustic insulation of urban sewage and rainwater pipes. By separating the piping from building work noise transmitted by vibration is reduced. A practical and economical solution for the installer.

K-FLEX® PE ▶ RANGE			
	▼ Length ▼	▼ Thicknesses ▼	▼ Diameters ▼
K-FLEX® PE Black	2 m	6 - 9 - 13 - 20 mm	from 12 to 114 mm
K-FLEX® PE Silver	2 m	6 - 9 - 13 - 20 mm	from 12 to 114 mm
	▼ Length ▼	▼ Thicknesses ▼	▼ Diameters ▼
K-FLEX® FONOMETAL	15 m	5 mm	from 42 to 160 mm

K-FLEX®

AL CLAD SYSTEM





K-FLEX® AL CLAD SYSTEM

- ▶ Versatile and flexible
- ▶ Reduced installation costs
- ▶ Economic system management
- ▶ Aesthetic finish
- ▶ UV and weather resistant
- ▶ Can be applied to any insulation system

Site



Video



App. Manual



TECHNICAL DATA

K-FLEX® AL CLAD JACKETING (COVERING FOIL) ► TECHNICAL DATA			
Weight	Approx.	388 g/m ²	EN 22 286
Thickness	Approx.	280 µm	DIN 53 370
Traction resistance	longitudinal	175 N/15 mm	ISO 527- 3
	transverse	175 N/15 mm	ISO 527- 3
Breaking strain	longitudinal	35 %	ISO 527- 3
	transverse	40 %	ISO 527- 3
Resistance to tearing	longitudinal	155 N/25 mm	ISO 527- 3
	transverse	182 N/25 mm	ISO 527- 3
Resistance to bending	longitudinal	90 N/mm ²	DIN 53 864
	transverse	90 N/mm ²	DIN 53 864
Permeability to vapour	0,052 g/m ² /d		DIN 53 122
Fire rating (with K-FLEX® ST)	Sheet: Euroclass D-s3, d0 Tube: Euroclass CL-s3, d0 Class 0		EN 13501-1 EN 13501-1 BS 476 Part 6/7

RESISTANCE CHARACTERISTICS OF THE AL CLAD SHEET TO ATMOSPHERIC AGENTS ► TECHNICAL DATA	
UV resistance	>2000 hours 500 W/m ² (Atlas Suntest XLS+ QUV, internal test)
Radiation resistance	>3.600.000 kJ/m ²
Resistance to humidity	>2000 hours UVC (internal test)

K-FLEX® AL CLAD: RESISTANCE OF THE SURFACE TO AGGRESSIVE CHEMICALS ► TECHNICAL DATA					
Acids	acetic acid (max concentration)	resistant	Hydrocarbons	Aliphatic hydrocarbon	resistant
	50% formic acid	resistant		Benzene	resistant
	10% hydrochloric acid	resistant		Petroleum	resistant
	30% hydrochloric acid	partially resistant		Mineral oil	resistant
	10% and 35% hydrofluoric acid	resistant		Toluene	resistant
	10% nitric acid	resistant		Xylene	resistant
	65% and 100% nitric acid	partially resistant			
30% and 85% phosphoric acid	resistant				
20% sulphuric acid	partially resistant				
Aldehydes	Acetaldehyde	resistant	Other organic substances	Acetone	resistant
	Formaldehyde	resistant		Ether	resistant
Alcohols	Benzyl alcohol	partially resistant	Salt solutions	Bichromates	resistant
	Cyclohexanol	resistant		Cyanides	resistant
	Ethyl alcohol	resistant		Fluorides	resistant
	Glycerine	resistant			
	Glycol	resistant			
	Isopropyl alcohol	resistant			
Methyl alcohol	resistant				
Alkaline solutions	Ammonium hydroxide	partially resistant	Esters	Ethyl acetate	resistant
	Calcium hydroxide	partially resistant			
Chlorinate solvents	Chloroform	partially resistant			
	Trichloroethylene	partially resistant			

K-FLEX® reserves the right to change data and technical requirements without notice.

GENERAL INFORMATION



K-FLEX® AL CLAD SYSTEM TUBES

Tubes have a coating system with a high performance adhesive overlap coupled to **K-FLEX® ST** insulation. Suitable for both indoor and outdoor use, the **AL CLAD** foil has an aesthetic finish and forms an impermeable barrier protecting the insulation from UV radiation and adverse weather. The complete system is easily installed with a significant reduction in labour time. Matching pre-formed trims complete the range.

K-FLEX® AL CLAD SYSTEM SHEETS

Sheets are composed of the **AL CLAD** coating system coupled with **K-FLEX® ST** insulation. Available in standard or self-seal, they are designed for use with conduits, ventilation ducts and large pipes. Their flexibility and ease of processing make this material especially suitable for awkward configurations and trims.

K-FLEX® AL CLAD SYSTEM ► RANGE			
	▼ Length ▼	▼ Thicknesses ▼	▼ Diameters ▼
K-FLEX® AL CLAD - Tubes	1 m	9-13-19-25-32-40-50 mm	from 15 to 160 mm
	▼ Thicknesses ▼	▼ Height ▼	
K-FLEX® AL CLAD - Sheets	6-9-13-16-19-25-32-40-50 mm	1000/1500 mm	
K-FLEX® AL CLAD - Adhesive sheets	6-9-13-16-19-25-32-40-50 mm	1000/1500 mm	

ACCESSORIES



Preformed K-FLEX® AL CLAD elbows



Preformed elastomeric K-FLEX® elbows coupled with AL CLAD foil



Preformed "T" connections with AL CLAD foil



Preformed elastomeric K-FLEX® "T" connections coupled with AL CLAD foil



Preformed elastomeric K-FLEX® elbows




Preformed elastomeric K-FLEX® "T" section in standard sizes




AL CLAD foil, with or without adhesive



AL CLAD adhesive tape



AL CLAD butyl tape for outdoor application



K-FLEX® AL CLAD system pipe insulated supports




K-FLEX® AL CLAD system pipe insulated supports with collar



K-SIL Silicone

K-FLEX[®]

COLOR SYSTEM





K-FLEX® COLOR SYSTEM

- ▶ Colour finished insulation
- ▶ Aesthetic design
- ▶ Flexible and easy of application
- ▶ Colour coding for different services
- ▶ UV protection

Site




Video



App. Manual



TECHNICAL DATA




K-FLEX® COLOR SYSTEM (FINISHING ONLY) ► TECHNICAL DATA

▼ Property ▼	▼ Value ▼	▼ Test method ▼
WOM 2000 hours	No significant alteration	DIN 53231
Humidistat 800 hours	Elasticity remains the same	DIN 53231
Adhesion 24 hours after humidistat	Adhesion remains intact	
UVB 2000 hours QUV/SE	No blistering, no separation, no significant alterations	
Wash H ₂ O	No alterations	
Wash H ₂ O plus soap for hands	No alterations	
Test with solution 1	Elasticity and adhesion remain the same	DIN 53160/UAN-D1235/01
Test with solution 2	Elasticity and adhesion remain the same	DIN 53160/UAN-D1235/01
Immersion in water 60 °C 800 hours	No blistering, no separation	
Caustic soda contact to 5% 2 hours	No alterations	
Fire rating (with K-FLEX® ST)	Sheet: Euroclass C-s3, d0 Tube: Euroclass C _s -s3, d0	EN13501-1 EN13501-1
Fire rating (facing only)	Class 0	BS 476 Part 6/7

K-FLEX® reserves the right to change data and technical requirements without notice.

GENERAL INFORMATION



K-FLEX® COLOR SYSTEM TUBES

Insulation tube with a protective factory-applied coating. The thin layer of colour coating offers protection against UV rays and facilitates cleaning and maintenance of the insulation. Flexible, easy to work with and install.



K-FLEX® COLOR SYSTEM SHEETS

K-FLEX® COLOR SYSTEM sheets are available in standard or self-seal. They are designed for use with conduits, ventilation ducts and large pipes. Their flexibility and ease of processing make this material especially suitable for awkward configurations and trims.



K-FLEX® COLOR SYSTEM ACCESSORIES

K-FLEX® offers a range of accessories especially for use with K-FLEX® COLOR SYSTEM. In addition to the standard pieces, curves, couplings and supports, adhesive tapes and coloured paints are available for re-touching and repairs.

K-FLEX® COLOR SYSTEM ▶ RANGE

	▼ Length ▼	▼ Thicknesses ▼	▼ Diameters ▼
K-FLEX® COLOR - Tubes	2 m	9-13 mm 19 mm 25 mm 32 mm	from 10 to 54 mm from 15 to 54 mm from 18 to 54 mm from 18 to 42 mm
K-FLEX® COLOR - Tubes	1 m	9-13-19 mm 25 mm 32 mm	from 57 to 160 mm from 60 to 160 mm from 48 to 160 mm
	▼ Thicknesses ▼	▼ Height ▼	
K-FLEX® COLOR - Sheets	6-10-13-16-19-25-32-40-50 mm	1000/1500 mm	
K-FLEX® COLOR - Adhesive sheets	6-10-13-16-19-25-32-40-50 mm	1000/1500 mm	

COLOR RANGE

Stock colour range and product codes

- RAL 7035 grey - Colour code **G0**
 RAL 9002 white - Colour code **G1**
 RAL 9011 black - Colour code **N0**

For the minimum order quantity per colour listed below, contact your sales office

- RAL 5012 blue - Colour code **B0**
 RAL 6032 green - Colour code **V0**
 RAL 3000 red - Colour code **R0**


ACCESSORIES




K-FLEX® COLOR preformed "T" fittings



K-FLEX® COLOR preformed elbows



K-FLEX® COLOR pipe support



K-FLEX® COLOR pipe support with collar



K-FLEX® COLOR paint



K-FLEX® COLOR anticorrosion tape




PROJECTS

Germany



K-FLEX® IN CLAD SYSTEM





K-FLEX® IN CLAD SYSTEM

- ▶ Non-metallic flexible coating
- ▶ Designed for oil & gas and industrial use
- ▶ Developed for the most challenging environments
- ▶ High mechanical and chemical resistance
- ▶ Resistance to uv, sea salt, oil and other atmospheric agents
- ▶ Easy to install without special tools
- ▶ Full range of accessories
- ▶ Can be applied to any insulation system

Site



Video



App. Manual



TECHNICAL DATA

K-FLEX® IN CLAD SYSTEM ► TECHNICAL DATA		
▼ Property ▼	▼ Value ▼	▼ Test method ▼
Material	Flexible polymeric barrier	
Colour	Grey and Black	
Thickness	1.2 mm (± 0.2)	
MAX Surface Temperature	80°C (176°F)	
MAX application temperature, IN CLAD System	105°C (221°F) 120°C (248°F)	IN CLAD with K-FLEX® ST IN CLAD with K-FLEX® ECO
MIN application temperature, IN CLAD System	-200°C (-328°F)	IN CLAD System with K-FLEX® ST tested at -163°C (-260°F) and approved with a statement of feasibility by DNV
Water Vapour Permeability Moisture Resistance Factor (covering)	$\mu > 90.000$	EN12086
Specic weight	1,8 (± 0.1 g/cm ³)	
Tensile Strength	$\geq 6,9$ MPa	ISO 37 (Typical value 7.5 MPa)
Elongation to break	$>100\%$	ISO 37 (Typical values: elongation at 70%, elongation to break 300%)
Elastic Modulus	≥ 60 MPa	ISO 37 (Typical value 70 MPa)
Modulus 10%	>1.5 MPa	ISO 37
Peel adhesion	>50 KPa	ISO 2411
Shear strength	>20 N/25mm	ISO 34-1
Hardness	≥ 80 ShA	ISO 7619, ASTM D2240
UV Resistance	Extremely good	2 years of exposure in New River, Arizona (USA) as per ASTM G 7-97, no pitting, no cracking, no blistering
Salt Spray resistance	Extremely good	ISO 3768 / ASTM B 117-73, 480 hours. No color shade, no scaling, no blistering
Ozone resistance	Extremely good	ASTM D1171 72h 50ppmh 20%, no oxidation
Resistance to aging	Extremely good	ISO 4982, after 360h, 72MJ, elongation to break and modulus conform to specification
Resistance to oil	Extremely good	ISO 1817; after 72h immersion in oil IRM 903, elongation to break and modulus conform to specification
Impact resistance	Extremely good	EN12691; 1 Kg, 20mm, 600mm
Health aspects	Dust and fiber free	
Spread o flame	Pass Pass	BS 476 pt 7 NF 92501
Fire propagation	Pass	BS 476 pt 6
Fire requirements for shipbuilding	Pass	
Approvals and Supervisions	CE Marine Mark Approved (MED, module B) Type approval by American Bureau of Shipping Type approved by Det Norske Veritas Type approved by Lloyd's Register	DNV LNG Statement of Feasibility ABS Approval
Other properties	The product is compliant to the requirements of Norsok standard R-004 ed 3 (par. 5.9 non metallic jacketing) Application: Product is flexible down to -20°C Fixing: neoprenic glue (K-FLEX® K414, K-FLEX® K420) Sealing: SMP sealant (Bostik Findley / Simson ISR 70-03 or ISR 70-05)	

K-FLEX® reserves the right to change data and technical requirements without notice.

GENERAL INFORMATION



K-FLEX® IN CLAD SYSTEM TUBES

Insulation system specifically designed for aggressive environments such as offshore platforms, industrial, oil and petrochemical plants exposed to the sun and sea water and in situations where a high performance material is required. **IN CLAD SYSTEM** tubes are composed of **K-FLEX® ST** insulation coated with **IN CLAD** flexible polymeric film. The overlap facilitates installation and provides the coating system with a weather-proof seal. **K-FLEX® IN CLAD SYSTEM** prevents corrosion under insulation (CUI) in your installation.




K-FLEX® IN CLAD SYSTEM SHEETS

K-FLEX® IN CLAD SYSTEM sheets are ideal for insulating large industrial pipes, tanks, silos and awkwardly shaped equipment. The system is flexible, easy to work and does not require special tooling for cutting and gluing. Sealing the joints with silicone ensures total water- and weather-proofing. The protective **IN CLAD** foil is the ideal solution to protect thermal and acoustic insulation materials. It can be applied on different insulating materials such as mineral wool, PUR/PIR, FOAMGLASS, Aerogel, etc.

K-FLEX® IN CLAD SYSTEM ▶ RANGE			
	▼ Length ▼	▼ Thicknesses ▼	▼ Diameters ▼
K-FLEX® IN CLAD - Tubes	1 m	9-13-19-25-32-40-50 mm	from 15 to 168* mm
* For diameters greater than 168 mm, use sheet			
	▼ Thicknesses ▼		▼ Height ▼
K-FLEX® IN CLAD - Sheets	6-10-13-16-19-25-32-40-50 mm		1000 mm
K-FLEX® IN CLAD - Adhesive sheets	6-10-13-16-19-25-32-40-50 mm		1000 mm

ACCESSORIES



Preformed IN CLAD elbows - Gray




Preformed IN CLAD elbows - Black



Preformed "T" connections IN CLAD - Gray



Preformed "T" connections IN CLAD - Black




IN CLAD foil - Gray



IN CLAD foil - Black



IN CLAD tape - Gray



IN CLAD tape - Black



IN CLAD pipe support



IN CLAD pipe support with silicone collar



Silicone collar

K-FLEX® IC CLAD SYSTEM





K-FLEX® IC CLAD SYSTEM

- ▶ Reinforced fiberglass coating
- ▶ Excellent mechanical resistance
- ▶ Resistant to high temperatures
- ▶ Easy to install without special tools
- ▶ Full range of accessories


Site



App. Manual




TECHNICAL DATA



K-FLEX® IC CLAD SYSTEM BLACK (COVERING ONLY) ▶ TECHNICAL DATA

Property ▼	Value ▼	Tolerance ▼	Test method ▼
Weave pattern	Plain		DIN ISO 9354
Area weight	214 g/m ²	±5%	DIN EN 12127
Tensile strenght Warp Weft	500 N/cm 350 N/cm		
Finish content	4,00-6,00 %		DIN ISO 1887
Thickness	0,18 mm		DIN ISO 4603/E
Temperature Resistance Continuous load Short time resistance	180 °C 230 °C		
Fire rating (with K-FLEX® ST)	IMO Res. A 653, Class 0 BS 476 Part 6/7		
Certication (with K-FLEX® ST)	CE Marine Mark Approved, DNV, Lloyds Register		

K-FLEX® reserves the right to change data and technical requirements without notice.




K-FLEX® IC CLAD SYSTEM SILVER (COVERING ONLY) ▶ TECHNICAL DATA

Property ▼	Value ▼	Tolerance ▼	Test method ▼
Weave pattern	Plain		DIN ISO 9354
Area weight	204 g/m ²	±5%	DIN EN 12127
Tensile strenght Warp Weft	500 N/cm 350 N/cm		
Finish content	1,00-3,00 %		DIN ISO 1887
Thickness	0,22 mm		DIN ISO 4603/E
Temperature Resistance Continuous load Short time resistance	180 °C 230 °C		
Fire rating (with K-FLEX® ST)	IMO Res. A 653, Class 0 BS 476 Part 6/7		
Certication (with K-FLEX® ST)	CE Marine Mark Approved, DNV, Lloyds Register		

K-FLEX® reserves the right to change data and technical requirements without notice.

GENERAL INFORMATION



K-FLEX® IC CLAD SYSTEM TUBES

K-FLEX® IC CLAD SYSTEM tubes have an inorganic glass fibre fabric covering which is coupled to **K-FLEX® ST** insulation.

The **IC CLAD** foil is especially resistant to mechanical stress and can withstand temperature peaks up to 230°C. Available in silver (aluminum) or black.



K-FLEX® IC CLAD SYSTEM SHEETS

K-FLEX® IC CLAD SYSTEM sheets have **IC CLAD** foil backing coupled to **K-FLEX® ST** insulation. Available in standard or self-seal, they are designed for use with large pipes, tanks and silos. Their flexibility and ease of processing make this material especially suitable for awkward configurations and trims.

K-FLEX® IC CLAD SYSTEM ▸ RANGE			
	▼ Length ▼	▼ Thicknesses ▼	▼ Diameters ▼
K-FLEX® IC CLAD - Tubes	1 m	9-13-19-25-32-40-50 mm	from 15 to 168* mm
* For diameters greater than 168 mm, use sheet			
	▼ Thicknesses ▼	▼ Height ▼	
K-FLEX® IC CLAD - Sheets	6-10-13-16-19-25-32-40-50 mm	1000 mm	
K-FLEX® IC CLAD - Adhesive sheets	6-10-13-16-19-25-32-40-50 mm	1000 mm	

ACCESSORIES



Preformed IC CLAD elbows - Silver



Preformed IC CLAD elbows - Black



Preformed "T" connections IC CLAD - Silver



Preformed "T" connections IC CLAD - Black



IC CLAD tape - Silver



IC CLAD tape - Black



IC CLAD foil - Silver

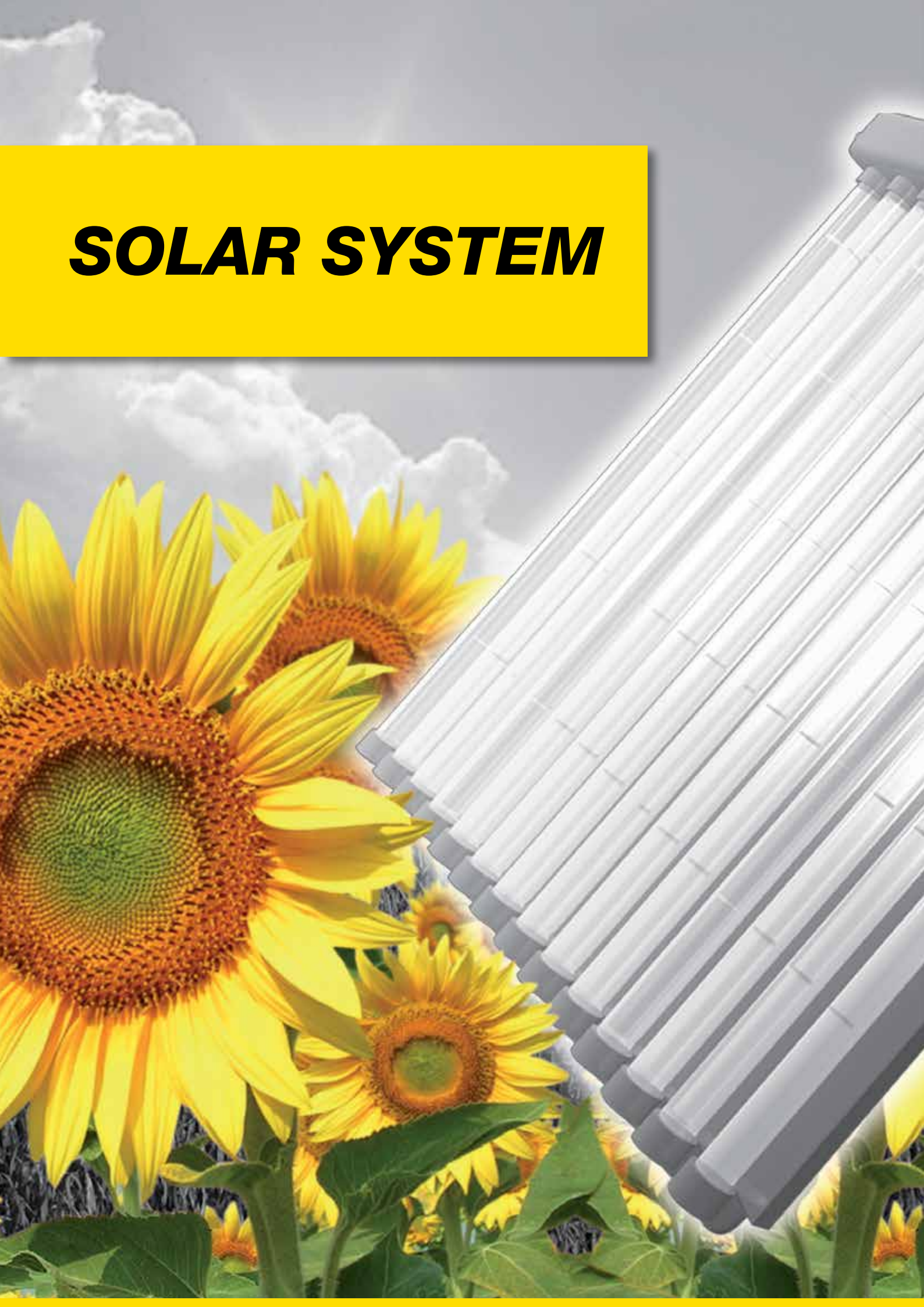


IC CLAD foil - Black



Silicone

SOLAR SYSTEM













K-FLEX® SOLAR SYSTEM

K-FLEX® offers a line of products designed specifically for solar heating, renewable energy sources used to produce hot water using solar energy.

The K-FLEX® TWIN SOLAR product range consists of a system to connect the hot water storage tank with the solar panel, composed of two corrugated stainless steel tubes (flow and return) with a sensor cable and a high temperature thermal insulator made of EPDM rubber coated with a film that provides both UV and mechanical protection. A range of fittings and mounting accessories make installation a fast and easy process.













PRODUCT AND APPLICATIONS

										
	Heating	Air Conditioning / Ventilation	Refrigeration	Solar	Industrial	Oil & Gas	Ship building	Train	Halogen Free	UV Resistant
K-FLEX® SOLAR R				•						•
K-FLEX® TWIN SOLAR SYSTEM				•						•
K-FLEX® TWIN SOLAR SYSTEM SLIM				•						•

K-FLEX® ▶ SYSTEMS SELECTOR	
▼ Special requirements ▼	▼ K-FLEX® solutions ▼
Solar power product range	K-FLEX® SOLAR R K-FLEX® TWIN SOLAR SYSTEM K-FLEX® TWIN SOLAR SYSTEM SLIM
UV and weather protection	K-FLEX® SOLAR R K-FLEX® TWIN SOLAR SYSTEM K-FLEX® TWIN SOLAR SYSTEM SLIM
Good mechanical resistance	K-FLEX® SOLAR R K-FLEX® TWIN SOLAR SYSTEM K-FLEX® TWIN SOLAR SYSTEM SLIM
Complete system	K-FLEX® TWIN SOLAR SYSTEM K-FLEX® TWIN SOLAR SYSTEM SLIM
Products for installations already completed	K-FLEX® SOLAR R
Products for roof space and passages	K-FLEX® TWIN SOLAR SYSTEM SLIM
Quick and easy installation	K-FLEX® SOLAR R K-FLEX® TWIN SOLAR SYSTEM K-FLEX® TWIN SOLAR SYSTEM SLIM

PACKAGING

CARTONS	PRODUCTS	CARTON DIMENSIONS (CM)			CARTONS/ PALLET	PALLET DIMENSIONS (CM)			PALLET/ TRUCK	PALLET**
		LENGTH	WIDTH	HEIGHT	QUANTITY*	LENGTH	WIDTH	HEIGHT	QUANTITY	
	K-FLEX® TWIN SOLAR SYSTEM	80	80	29	14	160	80	218		
		80	80	39	12	160	80	249		
		80	80	55	8	160	80	235		
		80	80	65	6	160	80	210		
	K-FLEX® SOLAR R (Rolls)	60	60	45	40	212	118	245		
	K-FLEX® SOLAR R (Standard carton)	39	32	210	21	212	118	145		
	K-FLEX® SOLAR R (Half carton)	39	15,5	210	42	212	118	140		
	K-FLEX® TWIN SOLAR SYSTEM SLIM	120	120	80	2	120	120	175		
		120	120	64	2	120	120	143		
		80	80	82	2	80	80	179		
		115	115	84	2	120	120	183		

* Maximum number per pallet
 ** Images for illustration purposes only, the amount of cartons/pallet may differ from that shown.

K-FLEX® TWIN SOLAR SYSTEM






K-FLEX® TWIN SOLAR SYSTEM

- ▶ Complete range of insulation products
- ▶ Fast & easy installation
- ▶ UV resistant
- ▶ Minimises heat loss

Site



TECHNICAL DATA



K-FLEX® SOLAR R ▶ TECHNICAL DATA

Property ▼	Value ▼	Test method ▼
Temperature range	From -40 °C to +150 °C	EN 14706 EN 14707
Thermal conductivity λ W/(m•K)	0 °C = 0,040	EN 13787 EN ISO 8497
Fire rating	Euroclass E	EN 13501-1
UV resistance	Good	EN 13859-1

K-FLEX® reserves the right to change data and technical requirements without notice.

GENERAL INFORMATION

The convenient solution for solar panels and industrial processes.

Recommended for solar panels and and low pressure steam or industrial process.

K-FLEX® SOLAR R is available in rolls, standard cartons, and half cartons.



K-FLEX® SOLAR R ▸ RANGE

	INSULATION THICKNESS	TUBE DIAMETER						LENGTH
		12 MM	15 MM	18 MM	22 MM	28 MM	35 MM	
K-FLEX® SOLAR R Roll	14 mm				•	•	•	
K-FLEX® SOLAR R Roll	20 mm		•	•	•	•	•	
K-FLEX® SOLAR R Standard Carton	14 mm				•	•	•	2 m
K-FLEX® SOLAR R Standard Carton	20 mm	•	•	•	•	•	•	2 m
K-FLEX® SOLAR R Half Carton	14 mm				•	•	•	2 m
K-FLEX® SOLAR R Half Carton	20 mm	•	•	•	•	•	•	2 m

PACKAGING

ROLL



600 mm x 600 mm x 405 mm

STANDARD CARTON



390 mm x 320 mm x 2100 mm

HALF CARTON



390 mm x 155 mm x 2100 mm

TECHNICAL DATA



K-FLEX® SOLAR R ► TECHNICAL DATA

▼ Property ▼	▼ Value ▼	▼ Test method ▼
Temperature range	From -40 °C to +150 °C	EN 14706 EN 14707
Thermal conductivity λ W/(m•K)	0 °C = 0,040	EN 13787 EN ISO 8497
Fire rating	Euroclass E	EN 13501-1
UV resistance	Good	EN 13859-1

K-FLEX® reserves the right to change data and technical requirements without notice.



ANULAR FLEXIBLE STAINLESS STEEL TUBE ► TECHNICAL DATA

Material		AISI 316 L			
▼ Ext.Ø (mm) ▼	▼ DN ▼	▼ Thickness (mm) ▼	▼ Max service pressure (bar) ▼	▼ Bend radius (mm) ▼	
21,3 ±0,2	16	0,18	16	25	
26,4 ±0,2	20	0,18	10	30	
31,8 ±0,4	25	0,20	10	35	

K-FLEX® reserves the right to change data and technical requirements without notice.



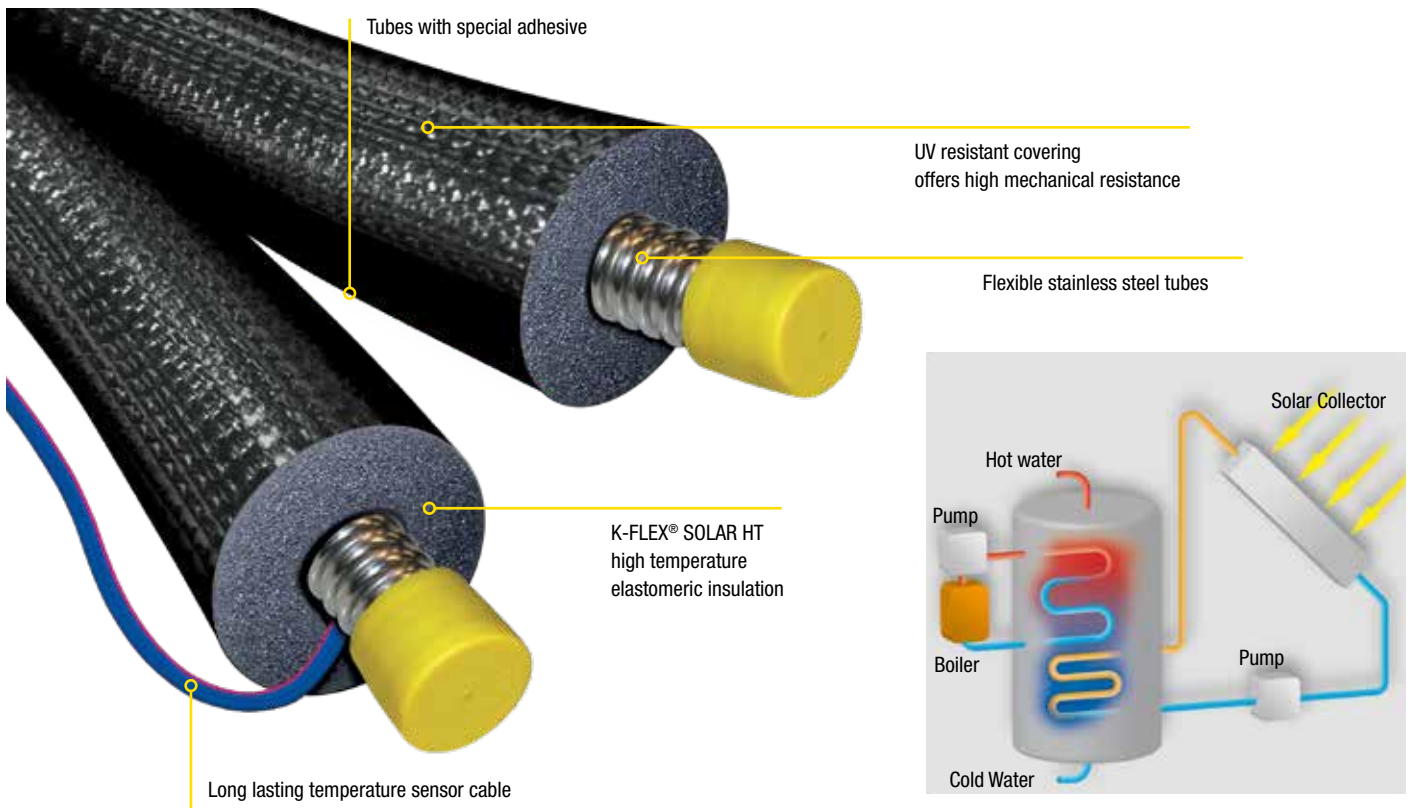
TEMPERATURE SENSOR WIRE ► TECHNICAL DATA

▼ Property ▼	▼ Value ▼
Temperature range	From -60 °C to +200 °C
Flexible Copper Ø 1 mm	CEI 20 - 19/15
Wire Insulation	Silicon Rubber
Rated Voltage	300/500 V
Electrical Resistance	20.0 Ohm/km

K-FLEX® reserves the right to change data and technical requirements without notice.


GENERAL INFORMATION

K-FLEX® TWIN SOLAR SYSTEM is a solar thermal insulation system which is resistant to high temperatures. It facilitates the connection of a hot water tank to a solar panel; it is designed to minimise heat loss and be resistant to chemicals and weather.



K-FLEX® TWIN SOLAR SYSTEM ▶ RANGE							
	TUBE DIAMETER		INSULATION THICKNESS	TUBE LENGTH			
	12 MM	15 MM		10 M	15 M	20 M	25 M
K-FLEX® TWIN SOLAR SYSTEM DN16	21,3 ±0,2 mm	0,18 mm	14 mm	•	•	•	•
	21,3 ±0,2 mm	0,18 mm	20 mm	•	•	•	•
K-FLEX® TWIN SOLAR SYSTEM DN20	26,4 ±0,2 mm	0,18 mm	14 mm	•	•	•	•
	26,4 ±0,2 mm	0,18 mm	20 mm	•	•	•	•
K-FLEX® TWIN SOLAR SYSTEM DN25	31,8 ±0,4 mm	0,20 mm	14 mm		•	•	•
	31,8 ±0,4 mm	0,20 mm	20 mm		•	•	•

COMPRESSION QUICK COUPLING



DN 16



DN 20



DN 25

Quick assembly without the need for tools or special equipment. Simple metal to metal seal.

Meets safety requirements and enhances performance by eradicating assembly mistakes.



EXTERNAL THREAD COUPLING

External Thread 1/2" DN16

External Thread 3/4" DN16

External Thread 3/4" DN20

External Thread 1" DN20

External Thread 1 1/4" DN25



DOUBLE COUPLING

Double Coupling system DN 16 - DN 16

Double Coupling system DN 20 - DN 20

Double Coupling system DN 25 - DN 25



INTERNAL THREAD COUPLING

Internal Thread 1/2" DN16

Internal Thread 3/4" DN16

Internal Thread 3/4" DN20

Internal Thread 1" DN20



STRAIGHT FITTING

DN 16 - Straight fitting Ø 22 mm

DN 20 - Straight fitting Ø 22 mm

DN 25 - Straight fitting Ø 22 mm

DN 16 - Straight fitting Ø 18 mm

DN 20 - Straight fitting Ø 18 mm

DN 25 - Straight fitting Ø 18 mm



COUPLING WITH CU CLAMPING RING

Connection system Steel DN 16 Copper Ø 15 mm

Connection system Steel DN 16 Copper Ø 18 / 22 mm*

Connection system Steel DN 20 Copper Ø 18 / 22 mm*

Connection system Steel DN 25 Copper Ø 18 / 22 mm*

* Copper connection Ø 18 or 22 mm



OLIVE

Olive for compression coupling DN 16

Olive for compression coupling DN 20

Olive for compression coupling DN 25

ACCESSORIES



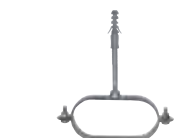
Flange Tool



Tube Clamp




Nipple, Nut, Split Ring and Gasket



Oval Pipe Support

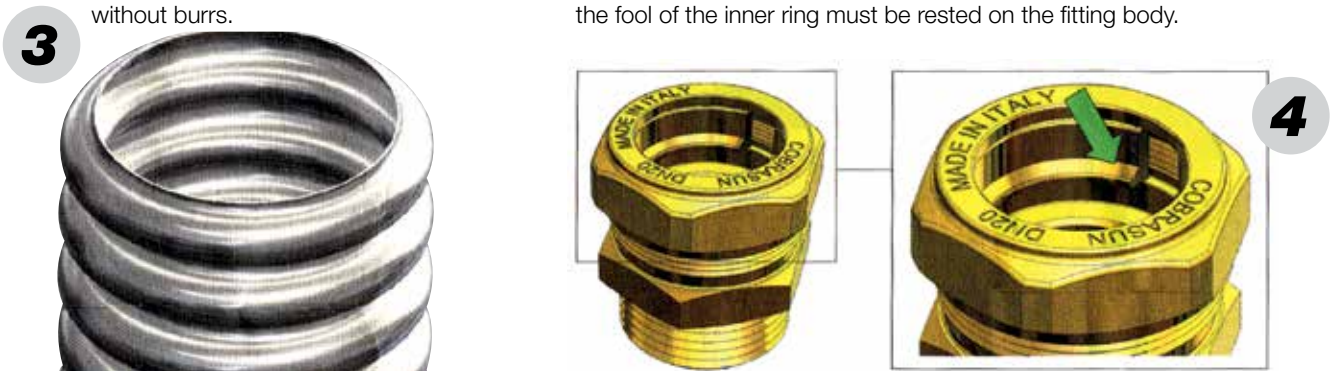
COMPRESSION QUICK COUPLING - ASSEMBLING

Place the blade in the groove perpendicularly the pipe.

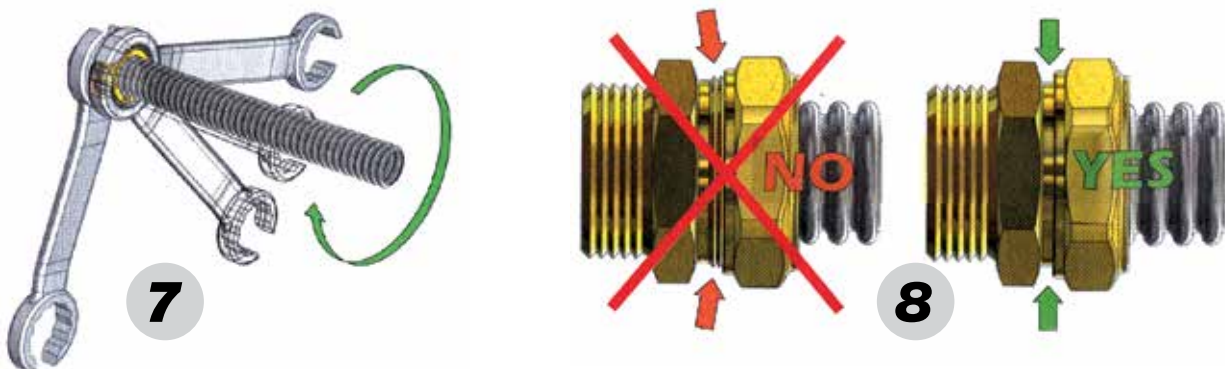
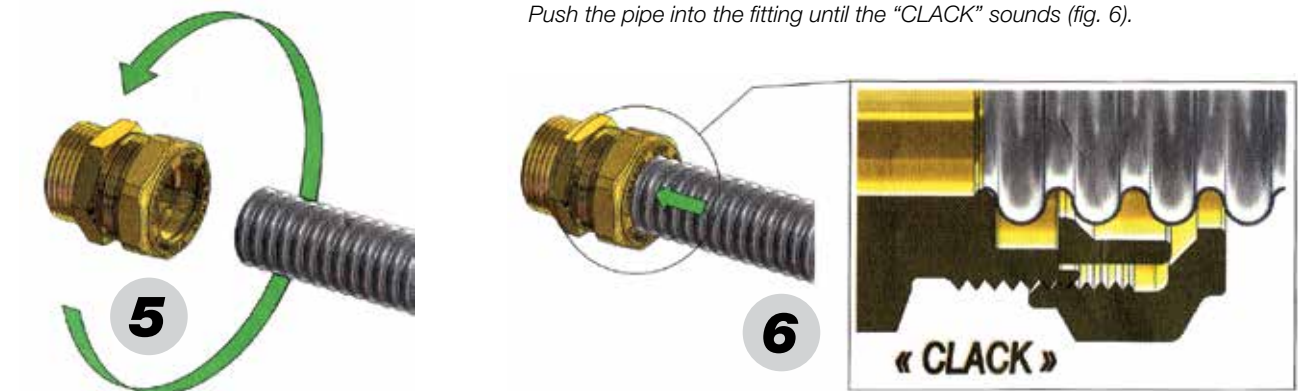


The cut must be clean and without burrs.


Do not disassemble the fitting: should this accidentally occur, the fool of the inner ring must be rested on the fitting body.



Manually loosen the bolt by approximately 1/2 rev, unless it is not already loose (fig.5)
Push the pipe into the fitting until the "CLACK" sounds (fig. 6).



K-FLEX® TWIN SOLAR SYSTEM SLIM





K-FLEX® TWIN SOLAR SYSTEM SLIM

- ▶ Specifically designed for solar thermal panels
- ▶ UV resistant
- ▶ Saving on installation time
- ▶ Ideal for installations in confined spaces and under tiles

Site




TECHNICAL DATA



K-FLEX® INSULATION ▶ TECHNICAL DATA

Property	Value	Test method
Temperature range	From -40 °C to +150 °C	EN 14706 EN 14707
Thermal conductivity λ W/(m•K)	0 °C = 0,040	EN 13787 EN ISO 8497
Fire rating	Euroclass E	EN 13501-1
UV resistance	Good	EN 13859-1

K-FLEX® reserves the right to change data and technical requirements without notice.



ANULAR FLEXIBLE STAINLESS STEEL TUBE ▶ TECHNICAL DATA

Material		AISI 316 L		
Ext.Ø (mm)	DN	Thickness (mm)	Max service pressure (bar)	Bend radius (mm)
21,3 ±0,2	16	0,18	16	25
26,4 ±0,2	20	0,18	10	30
31,8 ±0,4	25	0,20	10	35

K-FLEX® reserves the right to change data and technical requirements without notice.



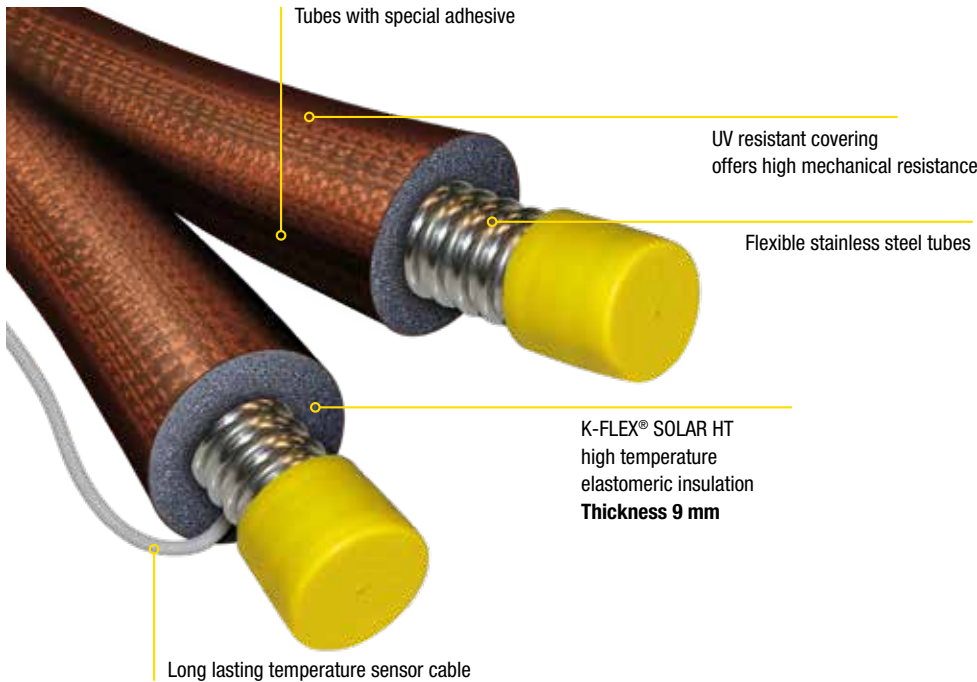
TEMPERATURE SENSOR WIRE ▶ TECHNICAL DATA

Property	Value
Temperature range	From -60 °C to +200 °C
Flexible Copper Ø 1 mm	CEI 20 - 19/15
Wire Insulation	Silicon Rubber
Rated Voltage	300/500 V
Electrical Resistance	20.0 Ohm/km

K-FLEX® reserves the right to change data and technical requirements without notice.

GENERAL INFORMATION

Thermal insulation systems for solar power with resistance to high temperatures. For connecting the hot water storage tank with the solar panel saving on installation time. Designed to minimise heat loss. Good chemical resistance and weatherproof. Ideal for roof space and passages.



K-FLEX® TWIN SOLAR SYSTEM SLIM ▶ RANGE										
	STEEL TUBES	INSULATION	TUBE LENGTH							COILS WEIGHT
	DN	THICKNESS	10 M	15 M	20 M	25 M	50 M	100 M	150 M	
K-FLEX® TWIN SOLAR SYSTEM SLIM Tubes	16 20 25	9 mm 9 mm 9 mm	• • •	• • •	• • •	• • •				
K-FLEX® TWIN SOLAR SYSTEM SLIM Coils	16 20 25	9 mm 9 mm 9 mm					• • •	• • •	• • •	45 - 105 - 135 kg 55 - 110 - 120 kg 55 - 105 kg

K-FLEX® DE-REELER AND MANUAL DE-REELER

Thermal insulation systems for solar power with resistance to high temperatures. For connecting the hot water storage tank with the solar panel saving on installation time. Designed to minimise heat loss. Good chemical resistance and weatherproof. Ideal for roof space and passages.

De-reeler for the production of K-FLEX® TWIN SOLAR SLIM rolls of variable dimensions. Designed and built for fast and easy operation. An ideal tool for precision cutting; also suitable for use on construction sites, in warehouses and retail outlets.

MACHINE PARTS:

FRAMEWORK – Designed to use K-FLEX® TWIN SOLAR SYSTEM SLIM drums.

CUTTING DISC – to enable the tube to be cut to the desired length.

METRE COUNTER – For accurate measurement of lengths cut to the customer's own specification.

RE-REELER – Ratchet system to facilitate re-coiling the product in the required lengths.

Machine dimensions: 2370 mm x 1200 mm x 1350 mm.

K-FLEX® MANUAL DE-REELER

Suitable for rolls up to 150m long.



K-FLEX®

K-FONIK SYSTEM





K-FLEX® K-FONIK SYSTEM

- ▶ Acoustic insulation of waste and rainwater drainage pipes
- ▶ Acoustic insulation of industrial pipes, civil and industrial machinery
- ▶ Solutions for traditional brick dividing walls and dry construction systems (plasterboard)
- ▶ Underfloor solutions
- ▶ Applications in shipbuilding and rail

Site



Brochure




GENERAL INFORMATION

Whether at home, work or leisure, most of our time is spent inside buildings, so it is important that we feel comfortable. The optimum environment is created from a combination of the correct ambient temperature, humidity and lighting, access to necessary resources and suitable acoustic insulation. All these factors have to be taken into consideration when designing buildings, and will also have a direct bearing on the build cost and final project value.

K-FLEX® offers good value high performance acoustic solutions to meet the demands of today's buildings (both new-build and renovation projects) with high quality, excellent durability and optimum design, complying with the required regulations.

K-FLEX® products are manufactured to the highest specifications using high quality durable materials and finishes with excellent performance qualities.



SOUND ABSORPTION MATERIALS

To absorb and dissipate sound energy reducing its reflection from the source.



SOUND INSULATION MATERIALS

To isolate airborne noise and prevent its migration.



DAMPING MATERIALS

To dampen noise produced by vibrations from sheets, panels and covers.

PRODUCTS AND APPLICATIONS

		SOUND INSULATION				SOUND ABSORPTION						SYSTEM
WORK SECTOR	APPLICATIONS	K-FLEX® ST	K-FLEX® K-FONIK ST GK	K-FLEX® K-FONIK GK	K-FLEX® K-FONIK GV	K-FLEX® K-FONIK OPEN CELL 160	K-FLEX® K-FONIK OPEN CELL 240	K-FLEX® K-FONIK B	K-FLEX® K-FONIK P	K-FLEX® K-FONIK PE GK	K-FLEX® K-FONIK PU GK	K-FLEX® INDUSTRIAL *
BUILDING	Floors	•										
	Walls		•	•		•	•	•	•			
	Structure	•	•	•								
HVAC	Ventilation ducts and drainage pipes		•	•		•	•	•		•	•	
INDUSTRIAL and OIL & GAS	Piping, equipment and plants			•	•		•					•
OEM PRODUCTS	Machinery covers, engine compartments		•	•		•	•	•	•	•	•	
TRAIN & SHIPBUILDING	Engine and frames, partitions, technical installations				•							
AUTOMOTIVE	Engine noise insulation and frames, sound absorption for roof frames, driver cabins		•	•		•	•					

* Refer to K-FLEX® K-FONIK INDUSTRIAL brochure

APPLICATION EXAMPLES BUILDING









PROJECTS

Poland



PACKAGING

CARTONS	PRODUCTS	CARTON DIMENSIONS (CM)			CARTONS/ PALLET	PALLET DIMENSIONS (CM)			PALLET**
		LENGTH	WIDTH	HEIGHT		LENGTH	WIDTH	HEIGHT	
	K-FLEX® K-FONIK GK/GV:	102	19	16,5	16	120	80	12	
	1000 mm	-	-	-	from 1 to 5	120	80	12	
	1200 mm	-	-	-	1	130	110	12	
	1500 mm	-	-	-	-	-	-	-	
	K-FLEX® K-FONIK OPEN CELL	210	109	16,5	7	210	110	14	
	K-FLEX® K-FONIK ST GK	102	19	19	30	110	110	14	

* Maximum number per pallet
 ** Images for illustration purposes only, the amount of cartons/pallet may differ from that shown.
 Logistic informations and packaging for K-FLEX® K-FONIK B, K-FLEX® K-FONIK P, K-FLEX® K-FONIK PE GK, K-FLEX® K-FONIK FIBER-P and K-FLEX® K-FONIK PU GK on request.


K-FLEX®

K-FONIK GK / GV

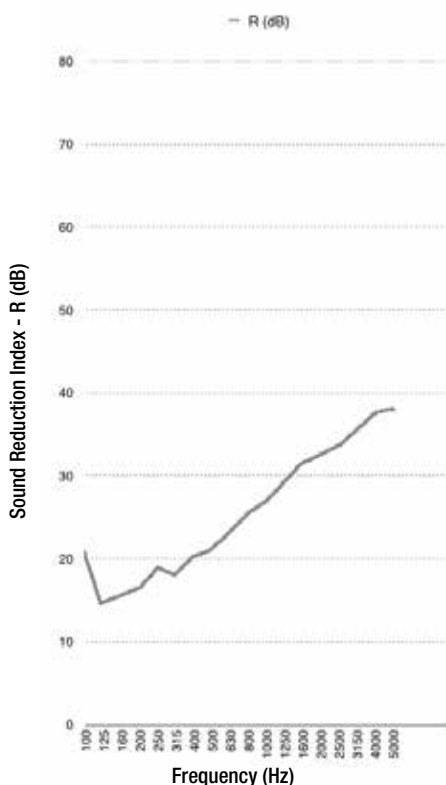
High-density elastomeric acoustic insulating panel for building, OEM and industrial applications. **The product is lead-free and therefore does not represent a health risk.**

K-FONIK GK is a high density elastomeric material based on partially reticulated polymers with viscoelastic properties designed for acoustic insulation applications. Installed as a mass barrier, its special sound insulation characteristics make it an excellent product for insulation of walls and ceilings in civil applications, pipe insulation in industrial applications and damping reduction in OEM applications.

K-FONIK GV is a high density elastomeric material based on partially reticulated polymers and fireproof mineral fillers. Its viscoelastic properties make it ideal for acoustic insulation in shipbuilding and railway applications.



ACOUSTIC PERFORMANCE



Freq. (Hz)	R (dB)
100	20,9
125	14,5
160	15,6
200	16,6
250	18,8
315	17,9
400	20,2
500	21,1
630	23,1
800	25,2
1000	27,1
1250	29,2
1600	31,5
2000	32,6
2500	33,6
3150	35,6
4000	37,4
5000	37,9

$$R_w (C; C_{tr}) = 27(-1; -4) \text{ dB}$$

APPLICATION

K-FONIK GK is ideal for sound insulation of walls, ceilings, acoustic cabins, drainage systems, OEM sound insulation applications, etc.

K-FONIK GV is ideal for the railway and shipbuilding industries.

RANGE

K-FONIK GK
from 4 to 8 Kg/m²



High-density elastomeric material

K-FONIK GV
from 4 to 8 Kg/m²



High-density elastomeric material

Please see the price list for the full range

K-FLEX® K-FONIK GK ▶ TECHNICAL DATA

Property	Value	Test method
Material type	High density elastomeric material	
Fire rating	B - s3,d0 ¹⁾ , IMO A653 (CE MARINE) ²⁾ , FMVSS 302 Class 0	EN 13501 BS 476 Part 6/7
Temperature	-40 °C +70 °C	
Dimensions	1000 x 2000 mm; 1200 x 2000 mm; 1500 x 2000 mm - Rolls 25 or 50 m	
Surface	Smooth ³⁾	
Weight	From 4 Kg/m ² to 8 Kg/m ²	
Base colour	Black (GK) White (GV)	
Density	2000 Kg/m ³ (±10%)	

1) Only for K-FONIK GK on request 2) Only for K-FONIK GV
3) Different finishes available: ALU and non-woven fabric

K-FLEX® reserves the right to change data and technical requirements without notice.

K-FLEX®

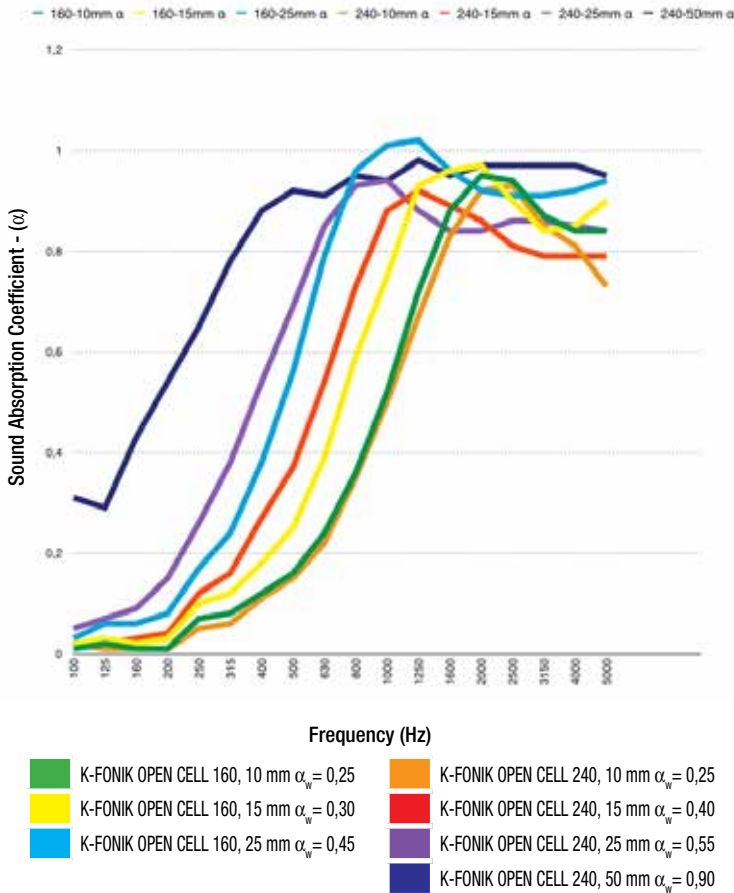
K-FONIK OPEN CELL

K-FONIK OPEN CELL is an open cell Flexible Elastomeric Foam designed for sound absorption. Its viscoelastic properties, open cell structure and good air flow resistance make it excellent for acoustic insulation in building, HVAC/R, pipes and industrial applications. It combines excellent acoustic performances and insulation characteristics.

APPLICATION

K-FONIK OPEN CELL is ideal for sound absorption application; industrial pipes, building, OEM products and HVAC/R.

ACOUSTIC PERFORMANCE



RANGE

K-FONIK OPEN CELL
160 - 240

from 10 to 350 mm

Please see the price list for the full range

K-FLEX® K-FONIK OPEN CELL ▶ TECHNICAL DATA

Property	Value	Test method
Material type	Flexible elastomeric foam open cell	
Density	OPEN CELL 160: $\geq 100 \text{ kg/m}^3$ OPEN CELL 240: $240 \text{ kg/m}^3 (-20 / +120 \text{ kg/m}^3)$	
Thermal conductivity	OPEN CELL 240: $0,056 \text{ W/(m}\cdot\text{K)}$ OPEN CELL 160: $0,048 \text{ W/(m}\cdot\text{K)}$	EN 12667
Fire rating	C-s3,d0 Class 1	EN 13501-1 BS 476 Part 6/7
Temperature	$-40 \text{ }^\circ\text{C} +85 \text{ }^\circ\text{C}$	
Thickness	From 10 to 500 mm	
Base colour	Black	
Modulus (MPa)	$22 \pm 3,7 (160) - 57,7 \pm 8,0 (240)$	
Elongation to break (%)	$114 \pm 33 (160) - 140 \pm 47 (240)$	
Insertion Loss	K-FONIK 160 10mm $R_w=5 \text{ dB}$ K-FONIK 160 15mm $R_w=8 \text{ dB}$ K-FONIK 160 25mm $R_w=9 \text{ dB}$ K-FONIK 240 10mm $R_w=8 \text{ dB}$ K-FONIK 240 15mm $R_w=10 \text{ dB}$ K-FONIK 240 25mm $R_w=14 \text{ dB}$	

K-FLEX® reserves the right to change data and technical requirements without notice.

K-FLEX®

K-FONIK ST GK

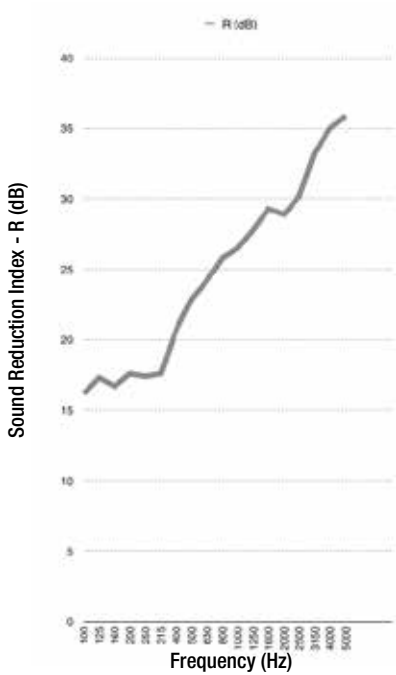
Smooth elastomeric sound insulation panel in various thicknesses, coupled with a high density elastomeric sheet. **The product is lead-free and therefore does not represent a health risk.**

K-FONIK ST GK combines the features of K-FONIK GK with a layer of our elastomeric K-FLEX® ST.

APPLICATION

K-FONIK ST GK is ideal for sound insulation of walls, ceilings, acoustic cabins, drainage systems, OEM sound insulation applications, etc.

ACOUSTIC PERFORMANCE




Freq. (Hz)	R (dB)
100	16,2
125	17,3
160	16,7
200	17,6
250	17,4
315	17,6
400	20,7
500	22,9
630	24,2
800	25,8
1000	26,5
1250	27,8
1600	29,3
2000	28,9
2500	30,2
3150	33,3
4000	35,0
5000	35,9

$R_w (C; C_{tr}) = 26 (0; -3) \text{ dB}$




RANGE


K-FONIK ST GK 074



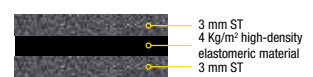
K-FONIK ST GK 072



K-FONIK ST GK 070



K-FONIK ST GK ST 074



Please see the price list for the full range

K-FLEX® K-FONIK ST GK ▶ TECHNICAL DATA

Property	Value	Test method
Material type	Flexible elastomeric foam with high-density elastomeric material	
Weight	4,4 Kg/m ² (K-FONIK ST GK 072)	
Fire rating	B - s3,d0	EN 13501-1
Thermal conductivity	0.036 W/(m•K)	EN 12667
Temperature	-40 °C +70 °C	
Dimensions	2000 x 1000 mm	
Surface	Smooth	
Base colour	Black	

K-FLEX® reserves the right to change data and technical requirements without notice.

K-FLEX®

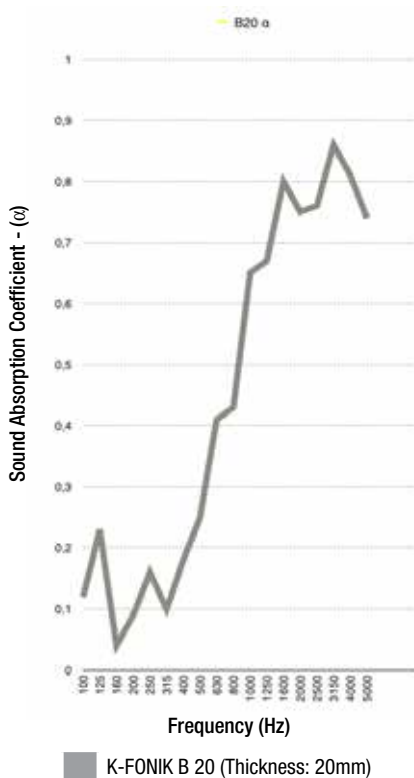
K-FONIK B

Embossed surface polyurethane foam sheet ideal for acoustic absorption. **K-FONIK B** material is specifically designed for situations where sound absorption is a priority. It is made of open cell flexible polyurethane foam with a density of 25/30 kg/m³. It is also available in the **K-FONIK ST B** version made with ST rubber foam.


APPLICATION

K-FONIK B is widely used in gyms, conference rooms, rifle ranges, recording studios, radio/television studios, moveable acoustic panels, engine rooms, etc.

ACOUSTIC PERFORMANCE



Freq. (Hz)	B20 α
100	0,12
125	0,23
160	0,04
200	0,09
250	0,16
315	0,10
400	0,18
500	0,25
630	0,41
800	0,43
1000	0,65
1250	0,67
1600	0,80
2000	0,75
2500	0,76
3150	0,86
4000	0,81
5000	0,74
α _w	0,28



RANGE

K-FONIK B 20



K-FONIK ST B 20



Please see the price list for the full range

K-FLEX® K-FONIK B ▶ TECHNICAL DATA

Property	Value	Test method
Material type	Polyurethane foam Flexible elastomeric foam	
Density	25 ÷ 30 Kg/m ³	
Fire rating	B - s3,d0 (only ST B version)	EN 13501-1
Temperature	-40 °C +70 °C	
Dimensions	1000 x 2000 mm - also available in rolls of different sizes	
Surface	Embossed	
Thickness	20 mm	
Base colour	Black	

K-FLEX® reserves the right to change data and technical requirements without notice.

K-FLEX®

K-FONIK PE GK

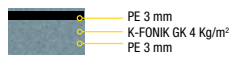
K-FONIK PE GK is a sound insulation material with high density elastomeric sheet specifically designed to provide a solution to particular soundproofing problems. **K-FONIK PE GK** is a complete range with specific features designed to handle different types of acoustic requirements.

APPLICATION

K-FONIK PE GK is ideal for the sound insulation of fixed or false walls, ceilings and false ceilings, garages, acoustic cabins and drainage systems.

RANGE

K-FONIK PE GK



K-FONIK PE GK



Please see the price list for the full range



K-FLEX® K-FONIK PE GK ▶ TECHNICAL DATA

Property	Value	Test method
Material type	Polyethylene foam and high density mass	
Fire rating	Self-extinguishing	
Temperature	-40 °C +70 °C	
Dimensions	1000 x 2000 mm in rolls	
Surface	Smooth	
Base colour	Black	

K-FLEX® reserves the right to change data and technical requirements without notice.

K-FLEX®

K-FONIK PU GK

K-FONIK PU GK is a sound absorption material with high density elastomeric sheet specifically designed to provide a solution to particular soundproofing problems.

APPLICATION


K-FONIK PU GK is ideal for the sound insulation of fixed or false walls, ceilings and false ceilings, garages, acoustic cabins and drainage systems.

RANGE

K-FONIK PU GK



K-FONIK PU GK



Please see the price list for the full range



K-FLEX® K-FONIK PU GK ▶ TECHNICAL DATA

Property	Value	Test method
Material type	Polyurethane foam and high density mass	
Fire rating	Self-extinguishing	
Temperature	-40 °C +70 °C	
Dimensions	1000 x 2000 mm	
Surface	Surface Smooth or embossed	
Base colour	Black	

K-FLEX® reserves the right to change data and technical requirements without notice.

K-FLEX®

K-FONIK P

K-FONIK P is a sound absorption material manufactured with a pyramid-shaped surface. It is the ideal acoustic insulation solution for rooms etc.

APPLICATION

K-FONIK P is widely used in gyms, conference rooms, rifle ranges, recording studios, radio/television studios, moveable acoustic panels, engine rooms, etc.

RANGE

K-FONIK P 50



K-FONIK P 100



Please see the price list for the full range

ACOUSTIC PERFORMANCE

P50 - $\alpha_w = 0,34$
 P100 - $\alpha_w = 0,82$



Example of possible application

K-FLEX® K-FONIK P ▶ TECHNICAL DATA

Property	Value	Test method
Material type	Polyurethane foam	
Density	25 ÷ 30 Kg/m ³	
Fire rating	Self-extinguishing	
Temperature	-40 °C +70 °C	
Dimensions	1000 x 1000	
Surface	Pyramid structure	
Thickness	50 - 100 mm	
Base colour	Dark grey	

K-FLEX® reserves the right to change data and technical requirements without notice.

K-FLEX®
K-FIRE





K-FLEX® K-FIRE

- ▶ K-FLEX® is proud to announce K-FLEX® K-FIRE, the new range of product for passive fire protection. In an ever more evolving world is growing awareness and attention to the protection of people in dangerous situations, such as those resulting from a fire. New bigger, more futuristic and innovative buildings are in the design and/ or construction phase and require solutions for passive protection against fire even more efficient. K-FLEX® wants to provide designers and installers a complete range of solutions for fire protection, capable of ensuring the compliant of the most stringent regulatory requirements. K-FLEX® K-FIRE solutions are economical, versatile, easy to install and, above all, reliable. Each solution of K-FLEX® K-FIRE is tested by independent and recognized laboratories and evaluated according to the current standard of fire resistance test. K-FLEX® constantly develops new products and solutions able to satisfy all the requirements of fire stopping and fire protection.


Site



Brochure



K-FLEX® K-FIRE COLLAR



A range of devices designed to be fitted around plastic pipes where they penetrate fire separating structures. Under fire conditions the intumescent material within the collar expands to crush the softening pipe and fill the resultant opening, thereby maintaining the fire integrity and insulation performance of the floor or wall.

APPROVALS

- ▶ CE Marked 0843-CPR-0279
- ▶ ETA 15-0756
- ▶ ETAG 026-2 (2011) according EN 1366-3 Penetration Seals

K-FLEX® K-FIRE COLLAR ▶ TECHNICAL DATA

Property	Value	Test method
Fire rating	Up to EI 240	EN 1366-3
Tested penetration seal in	Flexible walls: min. thickness 100 mm; Rigid walls: min. thickness of 100 mm; Rigid floors: min. thickness of 150 mm;	
Tested service penetration	- PVC-U pipe up to Ø200mm; - PE pipe up to Ø160mm - ABS pipe up to Ø160mm - SAN+PVC pipe up to Ø160mm - PVC-U pipe up to Ø55mm + FEF insulation - Copper pipe up to Ø54mm + FEF insulation - Cables in bundles up to Ø100mm *FEF = Flexible Elastomeric Foam	
Durability and serviceability	Type Y ₂ : intended for use at temperature below 0°C, but with no exposure to rain nor UV. Includes lower use categories.	EOTA TR 024:2009

K-FLEX® reserves the right to change data and technical requirements without notice.

K-FLEX® K-FIRE COLLAR ▶ RANGE

Type	Thicknesses
K-FLEX® K-FIRE COLLAR-P Is K-FLEX®'s premium solution for protecting combustible pipe penetrations up to DN200* (larger diameter will be soon available) and consists of red painted steel shells secured by a hinge and latch system.	55 - 82 - 110 - 125 - 140 - 160 - 200 mm
K-FLEX® K-FIRE COLLAR-S Represents an ideal solution for protecting penetration of small diameter pipes and comprises stainless steel shells that are secured by interlocking fastening system.	32 - 38 - 42 - 46 - 48 - 50 mm
K-FLEX® K-FIRE COLLAR-Z Represents the economical solution for protecting combustible pipe penetration, made of galvanized steel metal shells and interlocking fastening system.	55 - 65 - 70 - 82 - 90 - 110 - 125 - 140 - 160 mm
K-FLEX® K-FIRE COLLAR-E Is an economical solution that restores the fire resistance of flammable pipe passages, equipped with a cover made of mild galvanized steel painted white protected with a special lock with a blockade.	32 - 40 - 55 - 63 - 75 - 82 - 110 - 125 - 140 - 160 - 200 - 250 - 315 mm

K-FLEX® K-FIRE PIPE WRAP



K-FLEX® K-FIRE PIPE WRAP is a pipe closure device used to form penetration seals where combustible pipes and insulated metal pipes penetrate walls and floors. K-FLEX® K-FIRE PIPE WRAP is supplied in bags sized according to pipe diameter. The wrap is wrapped around the pipe and pushed into the aperture in the separating element or cast in with K-FLEX® K-FIRE EX MORTAR.

APPROVALS

- ▶ CE Marked 0843-CPR-0411
- ▶ ETA 17-1049
- ▶ ETAG 026-2 (2011) according EN 1366-3 Penetration Seals

K-FLEX® K-FIRE PIPE WRAP ▶ TECHNICAL DATA		
Property ▼	Value ▼	Test method ▼
Fire rating	Up to EI 240	EN 1366-3
Tested penetration seal in	Flexible walls: min. thickness 100 mm; Rigid walls: min. thickness of 100 mm; Rigid floors: min. thickness of 150 mm;	
Tested service penetration	- PVC-U pipe up to Ø315mm; - PP pipe up to Ø160mm; - PE pipe up to Ø250mm; - ABS pipe up to Ø250mm; - SAN+PVC pipe up to Ø250mm; - Bundle of 2 pipes made of PVC-U, PP, PE, ABS and SAN+PVC; - Geberit Mepla / PE-Xb/ PE HD pipe up to Ø75mm; + FEF + MW - Copper pipe up to Ø54mm + FEF insulation; - Steel pipe up to Ø324mm + FEF insulation; *FEF = Flexible Elastomeric Foam	
Durability and serviceability	Type X: intended for use at conditions exposed to weathering.	EOTA TR 024:2009

K-FLEX® reserves the right to change data and technical requirements without notice.

K-FLEX® K-FIRE PIPE WRAP ▶ RANGE	
Type ▼	Thicknesses ▼
K-FLEX® K-FIRE PIPE WRAP - precutted strip	55 - 82 - 110 - 125 - 160 - 200 - 250 - 315 mm
K-FLEX® K-FIRE PIPE WRAP - roll	25 m x 50 mm or 25 m x 75 mm

K-FLEX® K-FIRE SEALANT A PLUS



K-FLEX® K-FIRE SEALANT A PLUS is a fire resistant water based acoustic acrylic sealant, designed for internal use with fire and smoke resisting gaps and service penetrating capability. K-FIRE SEALANT A PLUS can be used where a low movement fire resistant and/or acoustic joint is required. K-FIRE SEALANT A PLUS provides good adhesion to most common building materials like brick, concrete, plasterboard, wood etc.

APPROVALS

- ▶ CE Marked 0843-CPR-0284
- ▶ ETA 15-0818
- ▶ ETAG 026-2 (2011) according EN 1366-3 Penetration Seals
- ▶ ETA 15-0795
- ▶ ETAG 026-3 (2011) according EN 1366-4 Linear Joint and Gap Seals

K-FLEX® K-FIRE SEALANT A PLUS ▶ TECHNICAL DATA		
Property ▼	Value ▼	Test method ▼
Fire rating	Up to EI 240	EN 1366-3 EN 1366-4
Tested penetration seal in	Flexible walls: min. thickness 100 mm Rigid walls: min. thickness of 100 mm Rigid floors: min. thickness of 150 mm	
Tested service penetration	- Copper pipes up to Ø35mm - Copper pipes up to Ø35mm + FEF - Copper pipes up to Ø54mm + MW insulation - Steel pipes up to Ø89mm + FEF - Steel pipes up to Ø89mm - Steel pipes up to Ø219mm + MW insulation - Electrical Cables in bundles - Telecom Cables in bundles - Linear Joint up to W50 + backing material	
Durability and serviceability	*MW: Mineral Wool Type Z ₁ : Intended for use at internal conditions, excluding temperature below 0°C.	EOTA TR 024:2009
Application Temp.	+5°C to +40°C	
Storing Temp.	+5°C to +30°C	
Density	1.64 g/ml	
Water solubility	Miscible	
Ecological data	Halogen Free - Non-toxic - Dust Free	

K-FLEX® reserves the right to change data and technical requirements without notice.

K-FLEX® K-FIRE SEALANT A PLUS ▶ RANGE		
Type ▼	Contents ▼	Colors ▼
K-FLEX® K-FIRE SEALANT A PLUS - cartridge	310 ml	White

K-FLEX® K-FIRE SEALANT A



K-FLEX® K-FIRE SEALANT A is a one part, acrylic emulsion that intumesces and forms a char when exposed to the heat of a fire, preventing the passage of fire and smoke. In normal use, it will maintain the sound reduction index of a structure. It does not emit halogenated by-products under fire conditions, and does not contain any hazardous raw material. It has good, unprimed, adhesion to a wide variety of common building substrates, and it is designed to work in combination with K-FLEX® K-FIRE BATT to prevent the passage of fire and smoke between compartmentations whilst still allowing the installation of services. .

APPROVALS

- ▶ CE Marked 1121-CPR-JA5095
- ▶ ETA 15-0777
- ▶ ETAG 026-2 (2011) according EN 1366-3 Penetration Seals
- ▶ ETA 15-0776
- ▶ ETAG 026-3 (2011) according EN 1366-4 Linear Joint and Gap Sealers

K-FLEX® K-FIRE SEALANT A ▶ TECHNICAL DATA		
Property ▼	Value ▼	Test method ▼
Fire rating	Up to EI 120	EN 1366-3 EN 1366-4
Tested penetration seal in	Flexible walls: min. thickness 120 mm Rigid walls: min. thickness of 100 mm Rigid floors: min. thickness of 150 mm	
Tested service penetration	- Copper pipes up to Ø159mm - Steel pipes up to Ø159mm - Cables up to 50mm - Perforated cable tray up to 450x50mm - Linear Joint up to W50 + backing materia	
Durability and serviceability	Type Z ₁ : Intended for use at internal conditions, excluding temperature below 0°C, without exposure to rain or UV.	EOTA TR 024:2009
Application Temp.	+5°C to +40°C	
Storing Temp.	+5°C to +30°C	
Density	1.57 g/ml	
Slump	5mm after 1hr in 30mm joint	
Shrinkage	12%	
Cure Rate	3mm per day at 50% relative humidity 23°C	
Tack Free	30 mins at 23°C, 50% RH	
Water Resistance	Good when fully cured	
U.V. Resistance	Good	
Acoustic Performances	Rw up to 65 dB Rw up to 40 dB	EN 10140 EN ISO 717-1
Water Solubility	Miscible	
Ecological Data	Low Ozone Depletion Potential (ODP) - Low Global Warming Potential (GWP) - Low VOC - Dust Free	

K-FLEX® reserves the right to change data and technical requirements without notice.

K-FLEX® K-FIRE SEALANT A ▶ RANGE		
Type ▼	Contents ▼	Colors ▼
K-FLEX® K-FIRE SEALANT A - cartridge	310 ml	White or grey

K-FLEX® K-FIRE ACRYLIC



K-FLEX® K-FIRE ACRYLIC is an one part acrylic sealant designed to prevent the spread of fire and smoke through joints and openings in fire rated walls and floors including openings formed around building service penetrations. K-FLEX® K-FIRE ACRYLIC will also maintain the acoustic design performance in walls and floors. K-FLEX® K-FIRE ACRYLIC cures when it is subjected to atmospheric conditions and retain a certain elasticity for joint movement. Under fire exposure, K-FLEX® K-FIRE ACRYLIC creates a robust fire seal creating a durable intumescent char. Thermal activation takes place at about 180°C when the material will expand (intumesce) and prevent the passage of fire and smoke for periods up to and beyond 4 hours.

APPROVALS

- ▶ CE Marked 0843-CPR-0408
- ▶ ETA 17/1048 and 17/1047
- ▶ ETAG 026-2 (2011) according EN 1366-3 Penetration Seals
- ▶ AgBB and EC1Plus for Low VOC

K-FLEX® K-FIRE ACRYLIC ▶ TECHNICAL DATA		
Property ▼	Value ▼	Test method ▼
Fire rating	Up to EI 240	EN 1366-3
Tested penetration seal in	Flexible walls: min. thickness 75 mm Rigid walls: min. thickness of 150 mm Rigid floors: min. thickness of 150 mm	
Tested service penetration	<ul style="list-style-type: none"> - PVC-U pipes up to Ø50mm - PVC-U pipes up to Ø50mm + MW Insulation - PE, PE-HD pipes up to Ø40mm + MW Insulation - ABS pipes up to Ø40mm + MW Insulation - SAN+PVC pipes up to Ø40mm + MW Insulation - PP pipes up to Ø75mm - PP pipes up to Ø75mm + AESW Insulation - Geberit Mepla up to Ø75mm + FEF / MW / AESW Insulation - Copper pipes up to Ø54mm <p>*FEF: Flexible Elastomeric Foam *MW: Mineral Wool</p>	<ul style="list-style-type: none"> - Copper pipes up to Ø54mm + FEF / MW / AESW Insulation - Steel pipes up to Ø16mm - Steel pipes up to Ø165mm + FEF / AESW Insulation - Steel pipes up to Ø324mm + MW Insulation - Alupex pipes up to Ø75mm + MW / AESW Insulation - Electrical Cables up to 80mm diameter single or in bundles - Telecom Cables single or in bundles up to Ø100mm - Blank Seal + AESW Insulation <p>*AESW: Alkaline earth silicate wool</p>
Durability and serviceability	Type Z ₂ : Intended for uses in internal conditions, excluding temperature below 0°C, without exposure to rain or UV.	EOTA TR 024:2009
Reaction To Fire	D-s1,d1	EN 13501-1
Storing Temp.	+5 to +30°C	
Service Temp.	-20°C to +70°C	
Density	1.58 g/ml	
Flexibility	7.5%	
Cure Rate	3 to 5 days depending on thickness and temperature	
Tack Free	75 minutes	
Water Resistance	Good when fully cured	
U.V. Resistance	Good	
Water Solubility	Miscible	
Acoustic Performances	up to 62 dB (single side), over 62 dB (double side)	EN 10140-2
Ecological Data	EMICODE emission class EC 1PLUS - Low Emission	

K-FLEX® reserves the right to change data and technical requirements without notice.

K-FLEX® K-FIRE ACRYLIC ▶ RANGE		
Type ▼	Contents ▼	Colors ▼
K-FLEX® K-FIRE ACRYLIC - cartridge	310 ml	White
K-FLEX® K-FIRE ACRYLIC - sausage	600 ml	White

K-FLEX® K-FIRE SEALANT S PLUS



A one part, fire resistant, neutral curing, silicone sealant to be used in situations where a flexible fire resistant joint is required. Excellent adhesion to most building substrates, including porous materials, without the use of primers. Good durability.

APPROVALS

- ▶ CE Marked 0843-CPR-0285
- ▶ ETA 15-0819
- ▶ ETAG 026-2 (2011) according EN 1366-3 Penetration Seals
- ▶ ETA 15-0817
- ▶ ETAG 026-3 (2011) according EN 1366-4 Linear Joint and Gap Seals

K-FLEX® K-FIRE SEALANT S PLUS ▶ TECHNICAL DATA		
Property ▼	Value ▼	Test method ▼
Fire rating	Up to EI 240	EN 1366-3 EN 1366-4
Tested penetration seal in	Rigid walls: min. thickness of 100 mm Rigid floors: min. thickness of 150 mm	
Tested service penetration	- Copper pipes up to Ø38mm - Copper pipes up to Ø38mm + FEF Insulation - Steel pipes up to Ø40mm - Steel pipes up to Ø40mm + FEF Insulation - Cables in bundle up to Ø80mm - Linear Joint up to W40 + backing material *FEF: Flexible Elastomeric Foam	
Durability and serviceability	Type X: Intended for use at conditions exposed to weathering and in the temperature range -20°C to 70°C. Also suitable for internal conditions.	EOTA TR 024:2009
Movement Capability	up to 7,5%	
Storing Temp.	+5°C to +30°C	
Application Temp.	-5°C to +40°C	
Density	1.40 g/ml	
Water solubility	Immiscible	
Ecological data	Halogen Free - Non-toxic - Low smoke - Dust Free	

K-FLEX® reserves the right to change data and technical requirements without notice.

K-FLEX® K-FIRE SEALANT S PLUS ▶ RANGE		
Type ▼	Contents ▼	Colors ▼
K-FLEX® K-FIRE SEALANT S PLUS - cartridge	310 ml	White or grey

K-FLEX® K-FIRE HP SEALANT



K-FLEX® K-FIRE HP SEALANT is an intumescent pressure sealant which, when exposed to fire, expands protecting penetrations including cables, cable bunches, cable trays, plastic and metallic pipes. K-FLEX® K-FIRE HP SEALANT maintains the integrity and insulation performance of the seal through masonry and plasterboard. The sealant is intended for use in service penetrations through walls and floors where fire integrity and insulation needs to be preserved. Under fire conditions the product swells and exerts pressure to the surrounding substrates leading to closure of the penetration.

APPROVALS


- ▶ CE Marked 1121-CPR-JA5097
- ▶ ETA 15-0778
- ▶ ETAG 026-2 (2011) according EN 1366-3 Penetration Seals

K-FLEX® K-FIRE HP SEALANT ▶ TECHNICAL DATA		
Property ▼	Value ▼	Test method ▼
Fire rating	Up to EI 240	EN 1366-3
Tested penetration seal in	Flexible walls: min. thickness of 100 mm Rigid walls: min. thickness of 100 mm Rigid floors: min. thickness of 150 mm	
Tested service penetration	- PVC pipes up to Ø125mm - HDPE pipes up to Ø90mm - ABS pipes up to Ø90mm - PP pipes up to Ø110mm - PE pipes up to Ø125mm - Copper pipes up to Ø159mm + FEF / glass wool tube - Single cables up to Ø80mm - Cables in bundle up to Ø100mm - Linear Joint up to W40 + backing material *FEF: Flexible Elastomeric Foam *MW: Mineral Wool	
Durability and serviceability	Type Z ₂ : Intended for uses in internal conditions, excluding temperature below 0°C, without exposure to rain or UV.	EOTA TR 024:2009
Storing Temp.	+5°C to +25°C	
Application Temp.	-5°C to +35°C	
Density	1.28 g/ml	
Cure Time	1.7 mm per 24 hours	
Expansion	Up to 20x	
Expansion Temp.	180°C	
Shore Hardness	68	
Air permeability	600Pa	
Ecological Data	Low Ozone Depletion Potential (ODP) - Low Global Warming Potential (GWP) - Low VOC (0.05g/l) - Dust Free	

K-FLEX® reserves the right to change data and technical requirements without notice.

K-FLEX® K-FIRE HP SEALANT ▶ RANGE		
Type ▼	Contents ▼	Colors ▼
K-FLEX® K-FIRE HP SEALANTS - cartridge	310 ml	Grey

K-FLEX® K-FIRE BOARD



K-FLEX® K-FIRE BORD anti-icing board is made of mineral wool with a density of 160 kg/m³, covered on one or both sides with K-FLEX® K-FIRE COATING acrylic paint. It is used for fire-proof sealing, in walls and ceilings, passages of steel and copper pipes and combined passes with plastic pipes, cables and ventilation ducts.

APPROVALS

- ▶ CE Marked 843-CPR-406
- ▶ ETA 17-1022
- ▶ ETAG 026-3 (2011)

K-FLEX® K-FIRE BOARD ▶ TECHNICAL DATA		
Property ▼	Value ▼	Test method ▼
Fire rating	Up to EI 240	EN 1366-3
Tested penetration seal in	Flexible walls: min. thickness 75 mm Rigid walls: min. thickness 75 mm Rigid floors: min. thickness 150 mm	
Tested service penetration	- Electrical wires up to Ø 80 mm single and in bundles - Routes / cable trays - Steel pipes up to Ø 324 mm + MW insulation - Combustible pipes up to Ø 160 mm (PVC-U up to 315mm) - Steel pipes up to Ø 324 mm + FEF insulation - PEX pipes up to Ø 75 mm + MW insulation - Steel pipes up to Ø 114 mm - Copper pipes up to Ø 54 mm + FEF insulation * FEF: Elastomeric Foam * MW: Mineral Wool	
Durability and serviceability	Type Y ₁ ; designed for use at temperatures below 0 °C when exposed to UV, but without exposure to rain. Includes lower classes Y ₂ , Z ₁ , Z ₂ .	EOTA TR 024:2009
Shrinkage	average 12,5%	
Storage temperature	+5 °C ÷ +30°C	
Appliction temperature	+5 °C ÷ +50°C	EN 1026
Coating density	1,3-1,4 g/ml	
Mineral wool density	160 kg/m ³ (150-170 kg/m ³)	EN 10140
Coating colour	RAL 9002	
Thermal conductivity	0,038 W/mK	

K-FLEX® reserves the right to change data and technical requirements without notice.

K-FLEX® K-FIRE BOARD ▶ RANGE		
Type ▼	Thickness ▼	
K-FLEX® K-FIRE BOARD - 1200 x 600	50 - 60 mm	1S Smooth
K-FLEX® K-FIRE BOARD - 1200 x 600	60 mm	2S Smooth
K-FLEX® K-FIRE BOARD - 1200 x 600	50 - 60 mm	1S Ribbed
K-FLEX® K-FIRE BOARD - 1200 x 600	50 - 60 mm	2S Ribbed

K-FLEX® K-FIRE MORTAR



A single pack material that, when mixed with water, provides a fire resistant and smoke seal able to reinstate fire resistance of separating walls and floors when penetrated by building services.

APPROVALS

- ▶ CE Marked 0843-CPR-0277
- ▶ ETA 15-0757
- ▶ ETAG 026-2 (2011) according EN 1366-3 Penetration Seals

K-FLEX® K-FIRE MORTAR ▶ TECHNICAL DATA		
Property ▼	Value ▼	Test method ▼
Fire rating	Up to EI 240	EN 1366-3
Tested penetration seal in	Flexible walls: min. thickness 100 mm; Rigid walls: min. thickness of 100 mm; Rigid floors: min. thickness of 150 mm;	
Tested service penetration	- Copper pipes up to Ø93mm; - Copper pipes up to Ø93mm + FEF / MW insulation; - Steel pipes up to Ø194mm; - Steel pipes up to Ø194mm + FEF insulation; - Single cables up to Ø80mm; - Cable bundles up to Ø 100mm; - Cable trays up to 300x25mm; - Perforated steel trays up to 500x60mm *FEF: Flexible Elastomeric Foam *MW: Mineral Wool	
Durability and serviceability	Type Y ₂ : intended for use at temperature below 0°C, with no exposure to rain nor UV. Includes lower use categories.	EOTA TR 024:2009
Density	Approximately 860 kg/m ³ one month after application	
Thermal Conductivity	< 0.3 W /m K	
Shelf life	6 months	
Ecological data	Free of fibers, silica and halogens	

K-FLEX® reserves the right to change data and technical requirements without notice.

K-FLEX® K-FIRE MORTAR ▶ RANGE	
Type ▼	Contents ▼
K-FLEX® K-FIRE MORTAR - bag	20 - 10 kg

K-FLEX® K-FIRE EX MORTAR



K-FLEX® K-FIRE EX MORTAR is a gypsum based mortar material, used to reinstate the fire resistance performance of wall and floor constructions where they have been provided with apertures for the penetrations of multiple services. When mixed with water, the compounds form a highly thermally insulating fire sealing compound to prevent the spread of fire and smoke through openings in fire rated walls and floors, including openings formed around building service penetrations. K-FLEX® K-FIRE EX MORTAR will also maintain the acoustic design performance in walls and floors. K-FLEX® K-FIRE EX MORTAR expands approx. 1% by hydraulic action during curing ensuring a very tight seal around the service penetrations and the surrounding opening apertures.

APPROVALS

- ▶ CE Marked 0843-CPR-0412
- ▶ ETA 17-1046
- ▶ ETAG 026-2 (2011) according EN 1366-3 Penetration Seals

K-FLEX® K-FIRE EX MORTAR ▶ TECHNICAL DATA		
Property ▼	Value ▼	Test method ▼
Fire rating	Up to EI 240	EN 1366-3
Tested penetration seal in	Flexible walls: min. thickness 100 mm Rigid walls: min. thickness of 100 mm Rigid floors: min. thickness of 150 mm	
Tested service penetration	<ul style="list-style-type: none"> - PVC-U pipes up to Ø315mm; - PE pipes up to Ø250mm; - ABS pipe bundles up to Ø250mm; - SAN+PVC pipe bundles up to Ø32mm; - PP pipes up to Ø160mm; - Geberit Mepla pipes up to Ø75mm + FEF / MW insulation; - Alupex pipes up to Ø75mm; - Alupex pipes up to Ø75mm + FEF / AESW insulation; <p>*FEF: Flexible Elastomeric Foam *MW: Mineral Wool</p>	<ul style="list-style-type: none"> - Steel pipes up to Ø320 mm + FEF insulation; - Steel pipes up to Ø324 mm + MW insulation; - Single cables up to Ø80mm; - Cable bundles up to Ø 100mm; - Steel cable trays and ladders; - Metal or plastic conduits up to Ø16mm; - Blank seals up to 2400x1200mm. - Copper pipes up to Ø54mm + FEF / MW insulation; <p>*AESW: Alkaline earth silicate wool</p>
Durability and serviceability	Type Z ₂ : Intended for uses in internal conditions, excluding temperature below 0°C, without exposure to rain or UV.	EOTA TR 024:2009
Reaction To Fire	A1	EN 13501-1
Storing Temp.	+5 to +30°C	
Density	About 900 kg/m ³ after full cure	
Cure Rate	Up to 30 days depending on thickness and temperature	
Tack Free	Less than 1 hour depending on the local climate	
Acoustic Performances	64 dB	
Ecological Data	EMICODE emission class EC 1PLUS	

K-FLEX® reserves the right to change data and technical requirements without notice.

K-FLEX® K-FIRE EX MORTAR ▶ RANGE	
Type ▼	Contents ▼
K-FLEX® K-FIRE EX MORTAR - bag	20 lt

K-FLEX® K-FIRE COATING



K-FLEX® K-FIRE COATING is a special development a mass that prevents smoke and fire from entering. Provides up to 120 minutes fire resistance. The product is resistant to weather conditions. The product should be used together with mineral wool density min 80 kg/m³. After drying it remains highly flexible so that the structure moves building.

APPROVALS

- ▶ CE Marked 843-CPR-0407
- ▶ ETA 17/1021
- ▶ ETAG 026-3 (2011)

K-FIRE Board = mineral wool painted by K-FIRE coating; Board ETA 17/1022

K-FLEX® K-FIRE COATING ▶ TECHNICAL DATA		
Property ▼	Value ▼	Test method ▼
Fire rating	Up to EI 240	EN 1366-3
Tested penetration seal in	Flexible walls: min. thickness 75 mm Rigid walls: min. thickness 75 mm Rigid floors: min. thickness 150 mm	
Tested service penetration	- Electrical wires up to Ø 80 mm single and in bundles - Routes / cable trays - Steel pipes up to Ø 324 mm + MW insulation - Combustible pipes up to Ø 160 mm - Steel pipes up to Ø 324 mm + FEF insulation - PEX pipes up to Ø 75 mm + MW insulation max. width of the linear seal 120mm * FEF: Elastomeric Foam * MW: Mineral Wool	
Durability and serviceability	Type Z ₂ : Intended for indoor applications o humidity lower than 85% RH, excluding temperatures below 0 ° C, without exposure to rain or UV radiation.	EOTA TR 024:2009
Shrinkage	average 12,5%	
Storage temperature	+5 °C ÷ +30°C	
Shelf life	up to 12 months	
Application temperature	+5 °C ÷ +50°C	
Coating density	1,3-1,4 g/ml	
Coating colour	RAL 9002	
Thermal conductivity	0,038 W/mK	
PH	8,5 – 9,2	
Flexibility factor	up to 7,5%	

K-FLEX® reserves the right to change data and technical requirements without notice.

K-FLEX® K-FIRE COATING ▶ RANGE	
Type ▼	Contents ▼
K-FLEX® K-FIRE COATING	8 lt. - 10,4 / 11,2 kg

K-FLEX® K-FIRE FLEXI COAT



K-FLEX® K-FIRE FLEXI COAT is an acrylic based sealant used to form linear gap seals where gaps are present in floor constructions and to create seals where penetrations go through walls. The K-FIRE FLEXI COAT is supplied in liquid form contained within 10 kg or 20 kg tubes. K-FIRE FLEXI COAT is trowelled or sprayed into the aperture in or between the separating element/elements to a specified depth utilising mineral wool as a backing material.

APPROVALS

- ▶ CE Marked 1121-CPR-JA5117
- ▶ ETA 17/1016
- ▶ ETAG 026-3 (2011)

K-FLEX® K-FIRE FLEXI COAT ▶ TECHNICAL DATA		
Property	Value	Test method
Fire rating	EI 180	EN 1366-4
Tested penetration seal in	Rigid walls: min. thickness 150 mm Rigid floors: min. thickness 150 mm - MW 100mm thickness (80kg/m ³) compressed 20%	
Tested service penetration	* MW: Mineral Wool	
Durability and serviceability	Z ₁ : intended for use in internal conditions with humidity equal to or higher than 85 % RH excluding temperatures below 0°C, without exposure to rain or UV	
Specific Gravity	1.2 – 1.35 g/cm ³	ISO 2811-1:2011
Cure Rate	0.5mm per day at 50% relative humidity 23°C	
Tack Free	6hrs at 23°C, 50% RH	
Application Temperature	+0°C to +30°C	
Coating Thickness	2.5mm Nominal, wet coating thickness	
Coverage	2.8kg/m ² , 2.24L/m ²	
Reaction to fire	B-s1, d0	EN 13501-1
Acoustic	40 dB when installed with 100 mm thick 80 kg/m ³ Mineral wool. 49 dB when installed with 200 mm thick 80 kg/m ³ Mineral wool.	EN ISO 10140-2:2010
Air Permeability	600 Pa - 100 Pa 0.4/1.5 m ³ /h/m ²	EN 1026
Water Permeability	450 Pa - No Leakage	EN 1027
Movement	500 cycles per 30 min - 50% expansion and compression	
Expected Shelf Life	18 months - Stored in accordance with packaging instructions	
Movement capability	up to 25%	

K-FLEX® reserves the right to change data and technical requirements without notice.

K-FLEX® K-FIRE FLEXI COAT ▶ RANGE	
Type	Contents
K-FLEX® K-FIRE FLEXI COAT	10 -20 kg

K-FLEX®

K-BOX





K-FLEX® K-BOX

- ▶ Preformed insulation boxes suitable for insulation of valves, filters, flanges and other elements in a piping system

Video



TECHNICAL DATA



K-FLEX® K-BOX ▶ TECHNICAL DATA

Property	Value
Insulation material	K-FLEX® ST
Temperature range	K-BOX removable: from 0°C to +85°C K-BOX glued: from -45°C to +85°C
Storage	From +10°C to +30°C
Thermal conductivity λ W/(m•K)	0,036 W/mK at 0°C
Permeability μ	7000
Corrosion properties	pH neutral (7±0,5)
Resistance to mould, fungi and bacteria	Excellent
Odour	Neutral
Colour	Black
Use	Internal


K-FLEX® reserves the right to change data and technical requirements without notice.

GENERAL INFORMATION

K-FLEX® K-BOX are available in removable or non removable versions.


Removable version

Internal insulation
with staggered joints



Service temperature range: from 0°C to +85°C

Non Jacketing, glued version



Service temperature range: from -45°C to +85°C




Each piece has been specifically designed in order to perfectly match the equipment to be insulated. The elastomeric closed cell structure offers a very low thermal conductivity combined with excellent resistance to water vapor diffusion.

- ▶ Time savings during equipment maintenance.
- ▶ Easy and quick to use.
- ▶ Quality finish.
- ▶ Made in the EU.


K-FLEX® K-BOX are available in removable or non removable versions. For different sizes and models, please contact us.

K-FLEX® K-BOX ▶ RANGE			
	▼ Fittings ▼	▼ Thicknesses ▼	▼ Diameters ▼
K-FLEX® K-BOX - Removable	Threaded Flanged	from 19 to 40 mm from 32 to 50 mm	from 22 to 76 mm from 48 to 168 mm
K-FLEX® K-BOX - Glued	Threaded Flanged	from 19 to 40 mm from 32 to 50 mm	from 22 to 76 mm from 48 to 168 mm

ACCESSORIES



K-FLEX® ALU Tape



K-FLEX® ALU Black Tape




K-FLEX®
Anticondensation Tape



Adhesives

K-FLEX[®] **TAPES**





K-FLEX® TAPES

- ▶ The difference is in the details


Site



K-FLEX®

ALU AA CW TAPE

Aluminum Foil Tape



High tensile strength aluminum foil, combined with cold weather solvent acrylic adhesive, protected by an easy-release silicone release paper or silicone coated blue polyethylene liner. Cold Weather version (low temperatures).

MEASUREMENTS

Thicknesses: 25 - 30 - 40 Micron

Length: 50 m

Widths: 50 - 75 - 100 mm

FEATURES

- ▶ Aluminum foil provides excellent reflection of both heat and light.
- ▶ High quality adhesive with strong adhesion offers a permanent seal and bond on Foil-Scrim-Kraft Facing joints and seams in HVAC ductwork applications.
- ▶ Good resistance to aging, both indoors and outdoors.
- ▶ Low moisture vapor transmission rate offers excellent performance.

APPLICATIONS

HVAC industry for joining and sealing Foil-Scrim-Kraft Facing laminated ductwrap / duct board joints and seams; joining and sealing flexible air duct seams and connections. General purpose holding, patching, sealing and masking applications – indoors and outdoors.

STORAGE & SHELF LIFE

12 months when stored at 21°C (70°F) / 50% relative humidity out of direct sunlight.

SURFACE PREPARATION

It is essential, as with all pressure-sensitive tapes, that the surface to which the tape is applied must be clean, dry, free of grease, oil or other contaminants.

PRODUCT USE

It is essential that the user evaluate the products to determine whether it is fit for a particular purpose and user's method of application. Good results will be obtained when applied to a clean, dry surface with a suitable pressure on products between +10 ~ +40°C (+50 ~ +105 °F).

K-FLEX® ALU AA CW TAPE ▶ TECHNICAL DATA				
▼ Property ▼	K-FLEX® ALU ▼ AA 130 CW ▼	K-FLEX® ALU ▼ AA 130 PLUS CW ▼	K-FLEX® ALU ▼ AA 140 CW ▼	▼ Test method ▼
Backing thickness	25 Micron	30 Micron	40 Micron	PSTC-133 / ASTM D 3652
Total thickness	60 Micron	70 Micron	80 Micron	PSTC-133 / ASTM D 3652
Adhesion to steel	15 N/25mm	15 N/25mm	15 N/25mm	PSTC-101 / ASTM D 3330
Rolling ball tack test	5 cm	5 cm	5 cm	PSTC-6 / ASTM D 3121
Tensile strength	40 N/25mm	40 N/25mm	40 N/25mm	PSTC-131 / ASTM D 3759
Elongation	3.0 %	3.0 %	3.0 %	PSTC-131 / ASTM D 3759
Service temperature	-35 ~ +120 °C	-35 ~ +120 °C	-35 ~ +120 °C	


The physical properties of the products shown above are obtained from test methods defined by Technical Standards Authorities, Quality Assurance and Technical Service Departments and do not represent a guarantee of product performance. Individual tapes may vary from these parameters and in all applications the end user should determine whether the product is fit for a particular purpose and is suitable for the user's method of application before use.

K-FLEX® reserves the right to change data and technical requirements without notice.

K-FLEX®

ALU AR CW TAPE

Foil-Scrim Tape



Foil-Scrim backing, combined with cold weather solvent acrylic adhesive, protected by an easy-release silicone release paper. Cold Weather version (low temperatures).

MEASUREMENTS

Thicknesses: 43 - 50 Micron

Length: 50 m

Widths: 50 - 75 - 100 mm

FEATURES

- ▶ Foil-Scrim provides excellent reflection of both heat and light.
- ▶ High quality adhesive with strong adhesion and holding power offers reliable and durable Foil-Scrim Facing for joints and seams sealing in HVAC and ductwork applications.
- ▶ Low moisture vapor transmission rate makes K-FLEX® ALU AR 107 an excellent vapor barrier.
- ▶ Service Temperature range from -30 ~ +120 °C (-22~ +248 °F).

APPLICATIONS

HVAC industry for joining and sealing Foil-Scrim Facing laminated blankets / duct board / pipe section joints and seams; joining and sealing flexible air duct seams and connections. May also be used for other industrial uses requiring a tape with these characteristics and benefits.

STORAGE & SHELF LIFE

12 months when stored at 21°C (70°F) / 50% relative humidity out of direct sunlight

SURFACE PREPARATION

It is essential, as with all pressure-sensitive tapes, that the surface to which the tape is applied must be clean, dry, free of grease, oil or other contaminants.

PRODUCT USE

It is essential that the user evaluate the products to determine whether it is fit for a particular purpose and user's method of application. Good results will be obtained when applied to a clean, dry surface with a suitable pressure on products between +10 ~ +40°C (+50 ~ +105 °F).

K-FLEX® ALU AR CW TAPE ▶ TECHNICAL DATA			
▼ Property ▼	K-FLEX® ALU ▼ AR 107 CW TAPE ▼	K-FLEX® ALU ▼ AR 107 PLUS CW TAPE ▼	▼ Test method ▼
Backing thickness	43 Micron	50 Micron	PSTC-133 / ASTM D 3652
Total thickness	83 Micron	90 Micron	PSTC-133 / ASTM D 3652
Adhesion to steel	15 N/25mm	15 N/25mm	PSTC-101 / ASTM D 3330
Rolling ball tack test	5 cm	5 cm	PSTC-6 / ASTM D 3121
Tensile strength	100 N/25mm	120 N/25mm	PSTC-131 / ASTM D 3759
Elongation	3.0%	3.0%	PSTC-131 / ASTM D 3759
Service temperature	-30 ~ +120 °C	-30 ~ +120 °C	


The physical properties of the products shown above are obtained from test methods defined by Technical Standards Authorities, Quality Assurance and Technical Service Departments and do not represent a guarantee of product performance. Individual tapes may vary from these parameters and in all applications the end user should determine whether the product is fit for a particular purpose and is suitable for the user's method of application before use.

K-FLEX® reserves the right to change data and technical requirements without notice.

K-FLEX®

ALU BLACK CW TAPE

Coloured Aluminum Foil Tape



Black or white lacquered 30 micron (1.2 mil) aluminum foil, combined with cold weather solvent acrylic adhesive, protected by an easy-release silicone release paper or silicone coated blue polyethylene liner. Cold Weather version (low temperatures).

MEASUREMENTS

Thickness: 30 Micron
 Length: 50 m
 Width: 50 mm

FEATURES

- ▶ Lacquered aluminum foil.
- ▶ Good aging resistance, both indoors and outdoors.
- ▶ Low moisture vapor transmission rate offers excellent sealing and patching performance.

APPLICATIONS

HVAC industry for joining and sealing black lacquered Foil-Scrim-Kraft Facing laminated ductwrap / duct board / pipe insulation's joints and seams. May also be used for other industrial uses requiring a tape with these characteristics and benefits.

STORAGE & SHELF LIFE

12 months when stored at 21°C (70°F) / 50% relative humidity out of direct sunlight.

SURFACE PREPARATION

It is essential, as with all pressure-sensitive tapes, that the surface to which the tape is applied must be clean, dry, free of grease, oil or other contaminants.

PRODUCT USE

It is essential that the user evaluate the products to determine whether it is fit for a particular purpose and user's method of application. Good results will be obtained when applied to a clean, dry surface with a suitable pressure on products between +10 ~ +40°C (+50 ~ +105 °F).

K-FLEX® ALU BLACK CW TAPE ▶ TECHNICAL DATA


Property	Value	Test method
Backing thickness	30 Microns	PSTC-133 / ASTM D 3652
Total thickness	70 Microns	PSTC-133 / ASTM D 3652
Adhesion to steel	15 N/25mm	PSTC-101 / ASTM D 3330
Rolling ball tack test	5 cm	PSTC-6 / ASTM D 3121
Tensile strength	45 N/25mm	PSTC-131 / ASTM D 3759
Elongation	3.0 %	PSTC-131 / ASTM D 3759
Service temperature	-35 ~ +120 °C	

The physical properties of the products shown above are obtained from test methods defined by Technical Standards Authorities, Quality Assurance and Technical Service Departments and do not represent a guarantee of product performance. Individual tapes may vary from these parameters and in all applications the end user should determine whether the product is fit for a particular purpose and is suitable for the user's method of application before use. Available also in **ALU WHITE** version.

K-FLEX® reserves the right to change data and technical requirements without notice.

K-FLEX®

CLOTH DUCT TAPE



High Quality PE Duct Tape, adopts high grade fabric cloth with color polyethylene covering, coats improved synthetic rubberresin adhesive coated. It enjoys fast stick, straight and smooth tear, good tensile strength, excellent moisture resistant. It conforms well to irregular surface. It is a good choice for bundling, heavy carton packing, general maintenance, pipe wrapping, carpet fixing, air-conditioning duct's seam and joint sealing etc.

MEASUREMENTS

Thicknesses: 160 - 180 Micron

Length: 50 m

Widths: 50 - 75 - 100 mm

STORAGE & SHELF LIFE

12 months when stored at 21°C (70°F) / 50% relative humidity out of direct sunlight.

PRODUCT USE

It is essential that the user evaluate the products to determine whether it is fit for a particular purpose and user's method of application. Good results will be obtained when applied to a clean, dry surface with a suitable pressure on products between +10 ~ +40°C (+50 ~ +105 °F).


K-FLEX® CLOTH DUCT TAPE ▶ TECHNICAL DATA			
▼ Property ▼	K-FLEX® ▼ CLOTH DUCT 1604H ▼	K-FLEX® ▼ CLOTH DUCT 1804H ▼	K-FLEX® ▼ CLOTH DUCT 1805H ▼
Mesh	35	35	35
Colour	Grey	Grey, Black	Grey
Thickness	160 Microns	180 Microns	180 Microns
Adhesion	16 N/25mm	18 N/25mm	18 N/25mm
Tensile	75 N/25mm	80 N/25mm	85 N/25mm
Elongation	12 %	12 %	12 %
Service temp.	-20 ~ +60 °C	-20 ~ +60 °C	-20 ~ +60 °C

The physical properties of the products shown above are obtained from test methods defined by Technical Standards Authorities, Quality Assurance and Technical Service Departments and do not represent a guarantee of product performance. Individual tapes may vary from these parameters and in all applications the end user should determine whether the product is fit for a particular purpose and is suitable for the user's method of application before use.

K-FLEX® reserves the right to change data and technical requirements without notice.

K-FLEX®

FSK FACING TAPE



3-way Foil-Scrim-Kraft backing, combined with aggressive cold weather solvent acrylic adhesive, protected by an easyrelease silicone release paper.

MEASUREMENTS

Thickness: 120 Micron
 Length: 45,7 m
 Widths: 75 - 100 - 125 mm

FEATURES

- ▶ 3-way Foil-Scrim-Kraft provides excellent reflection of both heat and light.
- ▶ Cold weather adhesive with strong adhesion offers good sealing and bonding on Foil-Scrim-Kraft Facing joints and seams in HVAC ductwork applications.
- ▶ Good aging resistance, both indoors and outdoors.
- ▶ Low moisture vapor transmission rate offers excellent sealing and patching performance.

APPLICATIONS

HVAC industry for joining and sealing Foil-Scrim-Kraft Facing laminated fiberglass blanket / duct board joints and seams; joining and sealing flexible air duct seams and connections. May also be used for other industrial uses requiring a tape with these characteristics and benefits.

STORAGE & SHELF LIFE

12 months when stored at 21°C (70°F) / 50% relative humidity out of direct sunlight.

SURFACE PREPARATION

It is essential, as with all pressure-sensitive tapes, that the surface to which the tape is applied must be clean, dry, free of grease, oil or other contaminants.

PRODUCT USE

It is essential that the user evaluate the products to determine whether it is fit for a particular purpose and user's method of application. Good results will be obtained when applied to a clean, dry surface with a suitable pressure on products between +10 ~ +40°C (+50 ~ +105 °F).

K-FLEX® FSK FACING TAPE ▶ TECHNICAL DATA

Property	Value	Test method
Backing thickness	120 Micron	PSTC-133 / ASTM D 3652
Total thickness	170 Micron	PSTC-133 / ASTM D 3652
Adhesion to steel	16 N/25mm	PSTC-101 / ASTM D 3330
Rolling ball tack test	5 cm	PSTC-6 / ASTM D 3121
Tensile strength	120 N/25mm	PSTC-131 / ASTM D 3759
Elongation	2.0 %	PSTC-131 / ASTM D 3759
Service temperature	-35 ~ +80 °C	


The physical properties of the products shown above are obtained from test methods defined by Technical Standards Authorities, Quality Assurance and Technical Service Departments and do not represent a guarantee of product performance. Individual tapes may vary from these parameters and in all applications the end user should determine whether the product is fit for a particular purpose and is suitable for the user's method of application before use.

K-FLEX® reserves the right to change data and technical requirements without notice.



**THE DIFFERENCE
IS IN THE DETAIL**

K-FLEX[®] ***ACCESSORIES***





K-FLEX® ACCESSORIES

- ▶ Complete range of solution for the installers

Site



K-FLEX® GUTTAGENA PVC BAND



Twice the thickness compared to the previous range, it is ideal for finishing PVC sheet insulation coverings (eg. K-FLEX® PACK RS 590). The GUTTAGENA band is available in one colour, light grey, and is matt finished.

MEASUREMENTS

Thicknesses: 0,2 mm

Lengths: 50 m

Widths: 5 - 10 cm

K-FLEX® VINYL BAND



Flexible, robust and resistant to external agents, used for covering pipes insulated with elastomeric insulation or other materials. The small roll sizes allow for applications even in tight and narrow spaces. The wide range of colours available allows for a correct colour-coding of pipes, in compliance with the law.

COLOURS

- red
- green
- blue
- grey (K-Pack RS 590 type)
- light grey
- black

MEASUREMENTS


Thicknesses: 0,1 mm

Lengths: 50 - 25 m

Width: 10 cm



K-FLEX® PVC 200 TYPE W ELBOWS



90° single-piece elbows in laminated plastic. Apart from enhancing the overall appearance of the insulated part, they increase protection against impact.

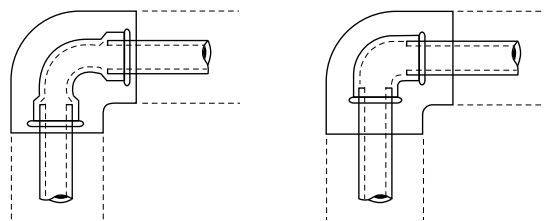
APPLICATION

After having taken the measurements and having chosen the suitable type of elbow, place it onto the part to be covered. The internal borders should overlap to allow for fastening with the appropriate plastic rivets (see the section “components: fixing products”).

MEASUREMENTS

Thicknesses mm: 20, 25, 30, 40, 50, 70, 80, 90

Tube diameters mm: from 17 to 114; inches: from 3/8” to 4”.



K-FLEX® PACK RS 590



A rigid PVC self-rolling sheet with a smooth grey surface. The sheet adheres perfectly to all cylindrical pre-insulated surfaces. Light and easy to use, this non-drip self-extinguishing product protects the insulation as well as enhancing overall external appearance. To maintain the product features intact, in the winter season the rolls should be stocked at room temperature for 24 hours prior to their use.

USE

It is used as a protective covering and to enhance the external appearance of large and small cylindrical pipes insulated with elastomeric material, glass wool mats, rock wool mats, polyurethane and polystyrene pipe coverings.

APPLICATION


- ▶ Measure and cut a section of the PVC sheet based on the circumference of the insulation, leaving an excess of a few centimeters for overlapping the joining edges.
- ▶ Wrap the sheet around the insulation
- ▶ Seal the borders with plastic rivets (see reference in the section “components: fixing products”).

K-FLEX® PACK RS 590 ▶ TECHNICAL DATA

▼ Property ▼	▼ Value ▼
Base	Rigid PVC
Colour	Standard light grey
Packaging	Rolls
Sheet thickness	0,30 mm ÷ 0,35 mm
Temperature range	From -25 °C to +70 °C
Thermal conductivity λ	0,16 W/(m•K)
Permeability to vapour μ	1,0 gm ² 24h Pa

K-FLEX® reserves the right to change data and technical requirements without notice.

K-FLEX® PVC TYPE SE 90° ELBOWS



90° single-piece elbows in laminated plastic.

Apart from enhancing the overall appearance of the insulated part, they increase protection against impact.

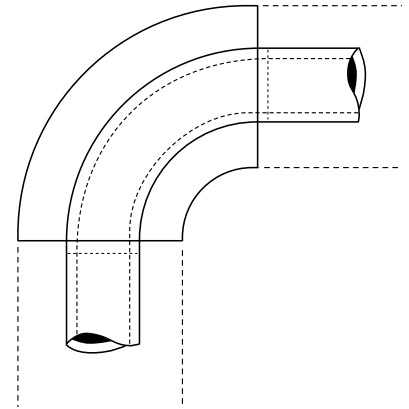
APPLICATION

After having taken the measurements and having chosen the suitable type of elbow, place it onto the part to be covered. The internal borders should overlap to allow for fastening with the appropriate plastic rivets (see the section “components: fixing products”).


MEASUREMENTS

Thicknesses mm: 20, 25, 30, 40, 50, 70, 80, 90

Tube diameters mm: from 17 to 114; inches: from 3/8” to 4”



K-FLEX® PVC TYPE T



Laminated plastic PVC singlepiece T sections.

Ideal for protecting insulated pipes of medium and large diameters.

APPLICATION

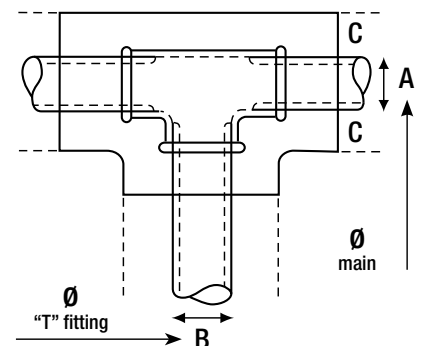
The external diameter of the PVC T section also includes the thickness of the insulation.

E.g.: to cover a pipe with a 76 mm Ø

(A-B), and a 32 mm thick insulation (C), a 140 x 140 type should be ordered.


MEASUREMENTS

External diameter (main./branch.) mm: from 52/52 to 245/245 from 67/61 to 108/61 from 108/67 to 245/218



K-FLEX® ALU

EMBOSSED R 200



Self-wrapping embossed protection sheet in rolls of 99.5% pure aluminium.
 Sheet thickness 0.1 and 0.2 mm
 Supplied in 1 m wide rolls

PROPERTIES

The product grips perfectly to all cylindrical pre-insulated surfaces, it is light, easy to handle, protects the insulation and enhances the overall appearance. It is incombustible.

POSSIBILITIES OF USE

Used as a protective covering, it also improves the overall appearance of small and large cylindrical pipes insulated with elastomeric, fibre-glass mattresses, mineral wool, polyurethane and polystyrene.

APPLICATION

If not already pre-cut, cut the sheet to the required circumference. Wrap the sheet around the insulation, seal the longitudinal edges with adhesive foil tape and plastic rivets.

K-FLEX® BLECH

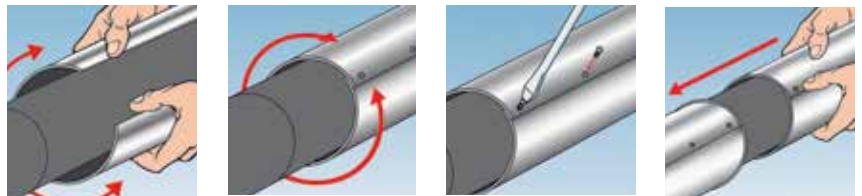
MT-CU



99.5% PURE ALUMINIUM SHELL and 90° ELBOWS with a thickness ranging from 0,6 and 0,8.
 MT 500: male and female ball swaged edges calendered tube, with reinforced length-wise drilled sealing system.
 Length: 1000mm
 CU 501: 90° preformed segmented elbows with female-female ball swaged edges.

APPLICATION ON TUBES

- ▶ The MT 500 tube diameter is slightly greater than that of the corresponding CU 501 elbow, which makes the connection between the two parts much easier.
- ▶ The edges of the joints are fixed together by using the short screws in the holes provided.



APPLICATION OF CU501 ELBOWS

- ▶ Open the segments of the elbow and place them around the insulated pipe.
- ▶ After the sections have been correctly positioned, seal the elbow with short screws using the holes provided.
- ▶ Connect the MT 500 tube by attaching male edge to female edge.



K-FLEX® ST ANTICONDENSATION TAPE



Highly flexible closed cell elastomeric foam (FEF) suitable for hot and cold thermal insulation, featuring a combination of low thermal conductivity, high water vapour diffusion resistance and low flame spread.

MEASUREMENTS

Thickness: 3 mm

Lengths: 10 - 15 m

Heights: 15 - 25 - 30 - 50 - 75 - 100 mm

APPLICATIONS

Pipes, ducts, tanks, applied for refrigeration, air conditioning, heating and plumbing, pipe fittings and water ducts, industrial applications for energy saving and/or condensation prevention purposes.

K-FLEX® ST ANTICONDENSATION TAPE ▶ TECHNICAL DATA											
Property	Value										Test Method
Maximum service temperature	+85°C										
Minimum service temperature	-40°C										
Water vapour diffusion resistance	$\mu \geq 7\ 000$										EN 12086
Water absorption	<0.1 %										EN 13472
Leachable chlorides	<500 ppm When tested in line with DIN1988/7, leachable chlorides <0.05%										EN 13468
Ph	Neutral (7±0,5)										EN 13468
Reaction to fire	Euroclass B, s3, d0										EN 13501
Dimensional tolerances	as per EN14304										
Ecological data	Without CFCs and HCFCs										
Medium temperature	-30°C	-20°C	-10°C	0°C	+10°C	+20°C	+30°C	+40°C	+50°C	+70°C	
Thermal conductivity [W/(m °K)]	0.030	0.031	0.032	0.033	0.034	0.035	0.036	0.037	0.038	0.042	EN 13787 - EN12667

K-FLEX® reserves the right to change data and technical requirements without notice.

K-FLEX® SOLAR HT TAPE



Flexible closed cell elastomeric foam (EPDM) suitable for hot thermal insulation, specially designed to suit high temperature applications.

MEASUREMENTS

Thickness: 3 mm

Length: 15 m

Height: 50 mm

APPLICATIONS

Ducts and pipes, specially designed for solar systems and high temperatures.

K-FLEX® SOLAR HT TAPE ▶ TECHNICAL DATA										
Property	Value									Test Method
Maximum service temperature	+85°C									
Minimum service temperature	-40°C									
Water vapour diffusion resistance	NPD									EN 12086
Water absorption	<0.1 %									EN 13472
Leachable chlorides	<500 ppm When tested in line with DIN1988/7, leachable chlorides <0.05%									EN 13468
Ph	Neutral (7±0,5)									EN 13468
Reaction to fire	Euroclass E									EN 13501
Dimensional tolerances	as per EN14304									
Ecological data	Without CFCs and HCFCs									
Medium temperature	-30°C	-20°C	-10°C	0°C	+10°C	+20°C	+30°C	+40°C	+50°C	
Thermal conductivity [W/(m °K)]	0.037	0.038	0.039	0.040	0.041	0.042	0.043	0.044	0.044	EN 13787 - EN12667

K-FLEX® reserves the right to change data and technical requirements without notice.

K-FLEX® ECO ANTICONDENSATION TAPE



Highly flexible closed cell elastomeric foam (FEF) suitable for hot and cold thermal insulation, free from halogenated flame retarders and halogenated ingredients, featuring a low toxicity in case of fire.

MEASUREMENTS

Thickness: 3 mm
Length: 15 m
Height: 50 mm

APPLICATIONS

Pipes, ducts, tanks, applied for refrigeration, air conditioning, heating and plumbing, pipe fittings and water ducts, industrial applications for energy saving and/or condensation prevention purposes.

K-FLEX® ECO ANTICONDENSATION TAPE ▶ TECHNICAL DATA											
Property ▼	Value ▼										Test Method ▼
Maximum service temperature	+85°C										
Minimum service temperature	-40°C										
Water vapour diffusion resistance	$\mu \geq 3\ 000$										EN 12086
Water absorption	<0.1 %										EN 13472
Leachable chlorides	<500 ppm When tested in line with DIN1988/7, leachable chlorides <0.05%										EN 13468
Ph	Neutral (7±0,5)										EN 13468
Reaction to fire	Euroclass E										EN 13501
Dimensional tolerances	as per EN14304										
Ecological data	Without CFCs and HCFCs										
Medium temperature	-30°C	-20°C	-10°C	0°C	+10°C	+20°C	+30°C	+40°C	+50°C	+70°C	
Thermal conductivity [W/(m °K)]	0.035	0.036	0.037	0.038	0.039	0.040	0.041	0.042	0.043	0.044	EN 13787 - EN12667

K-FLEX® reserves the right to change data and technical requirements without notice.

K-FLEX® COLOR ANTICONDENSATION TAPE



Highly flexible closed cell elastomeric foam (FEF) protected by a layer of specially designed acrylic paint available in different colours.

MEASUREMENTS

Thicknesses: 3 - 6 mm

Lengths: 7,5 - 15 m

Heights: 50 - 100 mm

APPLICATIONS

Pipes, ducts, tanks, applied for air conditioning, heating and plumbing, fittings and accessories.


K-FLEX® COLOR ANTICONDENSATION TAPE ▶ TECHNICAL DATA		
▼ UV stability ▼	▼ Value ▼	▼ Test Method ▼
Weatherometer	> 2000 Hours	DIN 53231
Desert exposure	> 2 Years	ASTM G 7-97
Total weight approx.	50 g/m ²	EN 12086
Thickness	45 μ	
Reaction to fire with K-FLEX® ST	Euroclass C-s3, d0	
Reaction to fire with K-FLEX® ECO	Euroclass E	
Reaction to fire with K-FLEX® SOLAR HT	Euroclass E	

K-FLEX® reserves the right to change data and technical requirements without notice.

COLOR RANGE

- RAL 7035 grey - Colour code **G0**
- RAL 9002 white - Colour code **G1**
- RAL 9011 black - Colour code **N0**
- RAL 5012 blue - Colour code **B0**
- RAL 6032 green - Colour code **V0**
- RAL 3000 red - Colour code **R0**

K-FLEX® BITUMINOUS CONGLOMERATE TAPE



This product was formulated to provide insulation and to prevent condensation on pipes, fittings, and tubings used in heating, air conditioning, refrigeration, and plumbing.

MEASUREMENTS

Thickness: 3 mm
 Lengths: 9 - 15 m
 Height: 50 mm

COMPOSITION

This product is a polymer-based material containing butyl rubber, asphalt, and granulated cork (55% by volume). It contains no fibers.

DETAILS

This product adheres to most clean, dry surfaces and to itself, making it possible to apply more than one layer without adding fasteners or adhesives. It is sufficiently soft and pliable to be molded around most fittings and connections. The material retains its flexibility and adhesion after prolonged exposure to UV and over a service temperature range of -20 °F to 190 °F (-29 °C to 88 °C). It is black in colour and has a grainy, rubber-like consistency.


STORAGE & SHELF LIFE

Indefinite if stored under normal warehouse conditions.

K-FLEX® BITUMINOUS CONGLOMERATE TAPE ▶ TECHNICAL DATA		
Property ▼	Value ▼	Test Method ▼
Composition	Select grades of ground virgin cork and synthetic elastomeric materials.	
Color	Black	ASTM D1729
Odor	Imparts no odor, can be used without danger of contamination.	
Service Temperature	From -30°C to +100°C	
% Solids	>99% by weight	ASTM C771
Specic Gravity	0.99 ± 0.05 g/cm ³	ASTM D297
Tensile Yield	2,688 bar	ASTM C907
Elongation	>2 inches	TP-019

K-FLEX® reserves the right to change data and technical requirements without notice.

K-FLEX® PVC AT 070 SELF-ADHESIVE TAPE



A thin premium grade plasticized PVC film coated with an aggressive rubber based adhesive with good characteristics. It is highly conformable and unaffected by most chemicals and moisture. Meet ROHS, REACH requirement. It does not contain substances harmful to human body, such as lead and cadmium.

MEASUREMENTS

Length: 25 m

Heights: 25 - 38 - -50 mm

APPLICATIONS


- ▶ Electric insulation below 600V
- ▶ Insulating wrapping of electric wires and cables
- ▶ Marking of electric wires and cables
- ▶ Can be used indoor and outdoor

K-FLEX® PVC AT 070 SELF-ADHESIVE TAPE ▶ TECHNICAL DATA

Property	Value	Test Method
Total thickness	0.13 mm	ASTM-D-1000
Tensile strength	20 N/cm	ASTM-D-1000
Elongation at break	200%	ASTM-D-1000
Adhesion Strength: to steel to backing	1,5 N/cm 1,5 N/cm	ASTM-D-1000 ASTM-D-1000
Voltage resistance	600 V	UL510
Temperature resistance	80 °C	ASTM-D-1000
Flame resistance	<2 s	ASTM-D-1000
Content of Heavy Metal: Lead, Cadmium Mercury, Chromium Polybrominated biphenyl	<30 ppm <10 ppm <10 ppm	US EPA3052 US EPA3060A US EPA3540C

K-FLEX® reserves the right to change data and technical requirements without notice.

K-FLEX® BUTYL TAPE



K-FLEX® Butyl Tape is a self-adhesive sealing tape consisting of a high-performance butyl rubber adhesive compound, protected by a reinforced aluminium film. K-FLEX® Butyl Tape is highly adhesive, even at low temperatures, to all common building materials. K-FLEX® Butyl Tape is highly resistant to ageing and UV-rays. K-FLEX® Butyl Tape is available in various sizes for multipurpose applications.

MEASUREMENTS

Length: 10 m

Heights: 50 - 100 mm

FEATURES

- ▶ Tear-resistant
- ▶ Cold applied
- ▶ Excellent adhesion at low temperatures
- ▶ Waterproof and self-sealing
- ▶ Excellent heat stability
- ▶ Resistant to ageing and to UV-rays
- ▶ No oil migration
- ▶ Solvent-free

APPLICATIONS

Choose the most suitable width and metal finish of the sealing tape. Unroll the tape until the desired length is reached. Start removing the release liner that covers the adhesive part of the tape and position the sealing tape. Carry out a rollpressing to avoid entrapment of air bubbles. When connecting two tapes, use an overlap of at least 5 cm. Press with a roller or a cloth pad.

STORAGE & SHELF LIFE

The quality and the characteristics of the materials remain unaltered for a long period of time. However, it is recommended to use the product within 12 months from production date. The product must be stored in the original and unopened packaging in a dry and well ventilated place at a temperature between + 5 °C and + 40 °C. Storage above 50 °C may lead to difficulties in removing the release liner when applying. The product is not affected by frost.

SURFACE PREPARATION

The sealing tape must be applied to a clean, dry, smooth and dust-free surface. For an application between 0 °C and 5 °C, ensure that frost or condensation are absent on the surface. In case of porous supports it's advisable to stabilize the surface. No special tools are required to install this sealing tape.

PRODUCT USE

Sealing and joining materials such as glass, steel, Plexiglas, polycarbonate, wood, aluminium, PVC. K-FLEX® Butyl Tape can be used for the sealing of doors and windows frames, conservatories, gutters, piping and ducting. K-FLEX® Butyl Tape can also be applied in construction on canopies, roofs, chimneys and skylights.

K-FLEX® BUTYL TAPE ▶ TECHNICAL DATA

Property	Value	Test Method
Film Type / Colour	Aluminium - PET	
Compound Type / Colour	Butyl Rubber Adhesive / Grey	
Standard Thicknesses	0.6 mm	
Tensile Strength	Long. > 150 N / 50 mm Tras. > 150 N / 50 mm	EN 12311-1
Elongation at Break	Long. > 20 % Tras. > 20 %	EN 12311-1
Solids	100%	
90° Peel Adhesion	≥ 90 N	ASTM D 1000
Probe Tack	≥ 8.0 N	ASTM D 2979
Vertical Flow	0 mm	ISO 7390
Application Temperature Range	0 °C / + 40 °C	
Service Temperature Range	- 30 °C / + 90 °C	
Test Reports	Flammability Classification: M1, Non-flammable, test by SNPE N°14647-09 (UNE 23727:1990, UNE 23721:1990, NFP 92501). Fire classification: E, test by MPA Stuttgart (EN ISO 11925-2, EN 13501-1). Permeability to Vapour: $1,29 \cdot 10^{-16}$ kg / (m.s.Pa) - $\mu = 1,53 \cdot 10^{-6}$, test by CSTB CPM 11/260-33839 (NF EN 1931).	

The manufacturer disclaims all liability for product use and applications. Butyl sealants are plastic products. They possess no elastic recovery. Do not use for permanent fixing or in load bearing applications instead of an adhesive or a mechanical fixing. Butyl adhesive are sensitive to solvents. It is advisable to check the chemical compatibility of the butyl adhesive with the substrate adhesives.

K-FLEX® reserves the right to change data and technical requirements without notice.

K-FLEX® PE INSULATION TRIMMING



Self-adhesive closed-cell wired foam PE packing, used to cover the seal flange in air-conditioning ducts.

MEASUREMENTS

Thicknesses mm: 3

Length m: 20

Height mm: 15, 20, 25

K-FLEX® ADHESIVE DISPENSER



A useful accessory that controls flow and helps spread adhesives evenly on insulation surfaces, avoiding having to continuously dip the brush into the tin of adhesive. The adhesive correctly diluted, is manually pumped through the brush.


SPECIAL THINNER FOR K-FLEX® ADHESIVES



Before covering the surfaces to be insulated, it is advisable to clean them with the special K-FLEX® thinners which, thanks to its composition, is also suitable for use with K 414, K 420 or K 425 adhesives. Cleaning of all surfaces with the special K-FLEX® thinners also improves the performance of the adhesives. The special K-FLEX® thinners can be also used for cleaning brushes and spatulas used to spread the glue.

Available in 1 litre tins.

K-FLEX® FASTENING PRODUCTS PLASTIC RIVETS, PUNCH AND K-FIX



Important for correctly fastening PVC and AL CLAD sheets.
 PLASTIC RIVETS: box of 100 WHITE and GREY rivets.
 PUNCH: straight/angular

K-FIX. Galvanized steel installation hangar spike with a 50x50 mm base. With adhesive and nonadhesive surface, with a 2,7 mm diameter stick pike, and a self-blocking 30 mm diameter disc.

It can be applied to flat metal surfaces for fastening insulation material in sheet or roll form (mineral wool, polyethylene, etc.). Strongly recommended for air-conditioning ducts.

TEMPERATURE RANGE

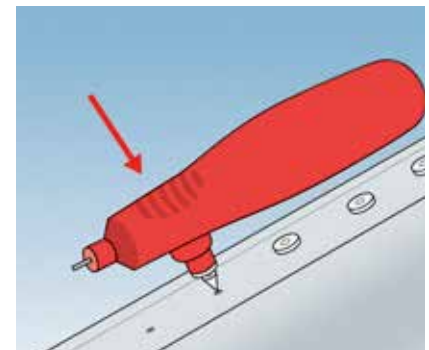
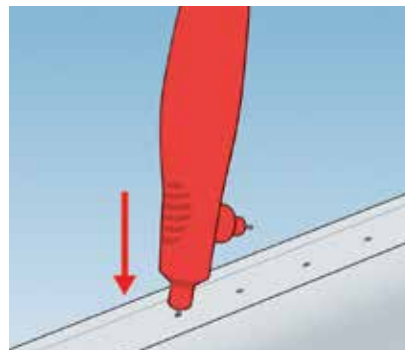
min/max +10 °C/ +80 °C.

Supplied in boxes of 100 pieces.

Length of pins - from 19 to 114 mm.

APPLICATIONS

- ▶ Punch holes along the overlap of the sheet, going through both layers.
- ▶ Insert the plastic rivets in the holes, pressing them firmly into the insulation layer.



INSTRUCTIONS FOR THE USE OF K-FIX SELF-ADHESIVE SUPPORTS NO. OF PIECES REQUIRED PER M2 AND NO. OF SUPPORTS REQUIRED

TYPE A: HORIZONTAL USE TYPE B: VERTICAL USE	INSULATION THICKNESS													
	20 MM		25/30 MM		35/40 MM		50 MM		60 MM		80 MM		100 MM	
	TYPE A	TYPE B	TYPE A	TYPE B	TYPE A	TYPE B	TYPE A	TYPE B	TYPE A	TYPE B	TYPE A	TYPE B	TYPE A	TYPE B
20 kg/m ³	8	4	8	4	8	4	8	4	8	4	8	4	10	6
30 kg/m ³	8	4	8	4	8	4	8	4	10	6	10	6	10	6
40 kg/m ³	8	4	8	4	8	4	10	6	10	6	10	6	12	8
50 kg/m ³	8	4	8	4	10	6	10	6	10	6	12	8	14	10
80 kg/m ³	8	4	10	6	10	6	12	8	12	8	14	10	16	12
100 kg/m ³	10	6	10	6	12	8	14	10	14	10	16	12	20	16

K-FLEX® ADHESIVE



K-FLEX® K 414, K 420 and K 425 glues have been specifically designed for use with K-FLEX® elastomeric foam insulation material. The securely bonded surfaces and joints are resistant to ageing and atmospheric agents, and preserve the technical characteristics of the insulating material.

K 414 ADHESIVE in tins of: 0.5 - 0,8 - 2.6 litres

K 420 ADHESIVE in tins of: 0.25 - 1 - 2.6 litres

K 425 ADHESIVE in tins of: 0.85 litre (complete with glue activator)

INDICATED CONSUMPTION OF 1 LITRE OF ADHESIVE

▼ Tubes ▼	▼ Glued to the heads ▼	▼ Glued lengthways ▼
thickness 9 mm	every 1350 m	every 150 m
thickness 13 mm	every 500 m	every 100 m
thickness 19 mm	every 300 m	every 80 m
thickness 25 mm	every 220 m	every 60 m
thickness 32 mm	every 180 m	every 40 m
thickness 40 mm	every 139 m	every 27 m

SHEETS: 1 litres every 7m²

K-FLEX® does not accept responsibility for different values to those indicated.

K-FLEX® K-FINISH PAINT










K-FINISH is a water-based paint for coverings on internal and external installations insulated with K-FLEX® materials. With its polymerized acrylic base, it does not pollute and does not give off odours, and is particularly recommended for all indoor uses. Quick drying, it offers excellent protection. Coats of white paint, applied over a layer of K-FINISH will maintain their colour even in dark environments. The colours are resistant to light. It is advisable to paint the surface of externally insulated pipes to protect them against harsh weather conditions and UV rays. For further protection it is advisable use a double layer of K-FINISH paint. Available in 2.5 litre tins, and on request, in various colours.

K-FLEX® COLOR PAINT




Special paint for retouching the surfaces of COLOR coverings, scratched or damaged during installation. The paint, ready for use, should be applied with a soft brush.
Available in 0.5 litre tins.

COLOR RANGE

- | | | |
|--|--|--|
|  RAL 7035 grey |  RAL 9002 white |  RAL 9011 black |
|  RAL 5012 blue |  RAL 6032 green |  RAL 3000 red |
|  RAL 1019 sand | | |

K-FLEX® ALUMINIUM ENDCAPPING IN ROLLS



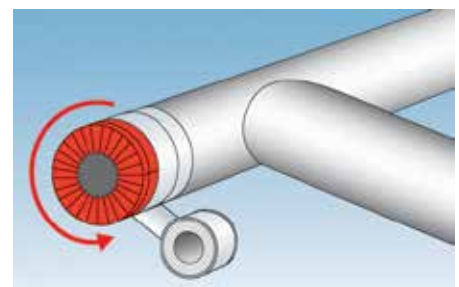
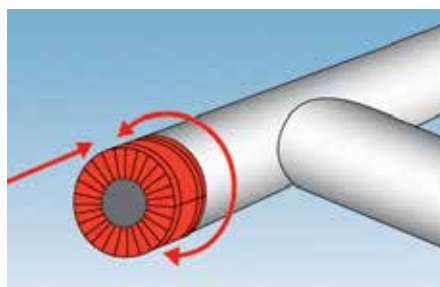
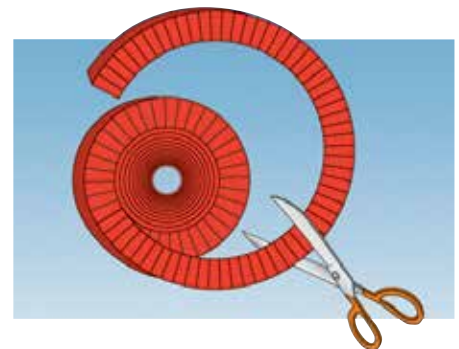
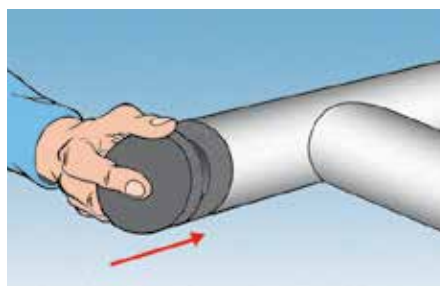
Special endcapping in ribbed aluminium for sealing the ends of insulated pipes. Available in the following colours: SILVER, LIGHT GREY, BLACK, BLUE and RED. Length of rolls - 10 m.
The different colours make it easier to identify the various pipes of a system.

MEASUREMENT

Internal/external \varnothing mm: 18x32, 23x32, 28x32, 38x42, 48x42, 58x42

APPLICATION

- ▶ Place a cap of insulating material over the end of the pipe
- ▶ Cut a strip of the endcapping long enough to wrap around the circumference of the pipe covering
- ▶ Wrap the endcapping around the end of the insulated pipe and around the edges of the pipe covering
- ▶ Fix the endcapping to the pipe covering with the correct selfadhesive tape



K-FLEX®
PIPE SUPPORT






K-FLEX® PIPE SUPPORT

- ▶ Research has shown that uninsulated pipe fittings are still a common thermal bridge on insulated pipe systems. Their effect is often underestimated. A finite element method analysis (FEM) on an insulated pipe section has shown that approximately 50% of the heat loss for the entire considered section is due to the lack of use of pipe supports. It is so easy to avoid thermal bridges. The solution is called K-FLEX® pipe support.

K-FLEX® PIPE SUPPORTS



Specifically designed to ensure a correct insulation thickness where joints are made. The PIR central section, which covers the whole circumference and is attached to two K-FLEX® insulating material sections, ensures a perfect continuity of the vapour barrier. Longitudinal sealing is obtained by means of the self-adhesive overlap. The external cover is in PVC. The support is also available with a collar and a special metal support which, when fixed to the supporting framework, ensures greater overall installation stability.

MEASUREMENTS

Thicknesses mm: 13, 19, 25, 32

Tube diameter mm: from 18 to 160; inches: from 3/4" to 5"

The insulating supports are also available in K-FLEX® ECO, SOLAR, AL CLAD, COLOR, in the same measurements as those indicated for K-FLEX® ST.


K-FLEX® PIPE SUPPORTS ▶ TECHNICAL DATA

Property	Value
Central section in PIR	Density 120 kg/m ³
Compression resistance	1350 kPa
Temperature range	-45 °C +105 °C
Thermal conductivity λ	0,036 W/(m•K) a 0 °C
Maximum stockage time	1 year
Colour	Black
Permeability to vapour	0,16 W/(m•K)
Diam. and thickness tolerance	1,0 gm ² 24h Pa

K-FLEX® reserves the right to change data and technical requirements without notice.

APPLICATION

- ▶ Place the insulating support around the pipe.
- ▶ Spread K-FLEX® adhesive onto the half-collars.
- ▶ Seal lengthways using the adhesive overlap.
- ▶ Fix the collar around the support.
- ▶ Glue the support to the insulating material.





CONTACT

L'ISOLANTE K-FLEX S.p.A.

Via Don Locatelli, 35 - 20877 Roncello (MB) - Italy

Sales Dept.

E-mail: internationalsales@kflex.com

Tel.: +39 039 6824.1

Technical Marketing Dept.

E-mail: kflex-technical@kflex.com

www.kflex.com

2019