

hansgrohe



Ideas for water.

Showers and mixers for the bathroom and kitchen.

Contents.

What distinguishes Hansgrohe. 4

Shower pleasure.

Rainmaker® Select™	14
Shower solutions	30
Spray modes	32
Hand showers	34
Shower sets	38
Overhead showers	40
Showerpipes	44
Surface-mounted shower control	48
Concealed shower control	52

Bath mixers.

Style worlds	60
Avantgarde Style world	62
Modern Style world	66
Classic Style world	74
Accessories	82

Kitchen mixers. 84

Technologies.

Select™	94
ComfortZone	96
EcoSmart	100
QuickClean	101
More technologies	102

Hansgrohe – a brand and a promise.

There's now a little button in the bathroom and kitchen that provides a tremendous amount of pleasure.



For over a hundred years, we at Hansgrohe have been inventing new ways to use water, and we are proud to play a part in the evolution and development of the bathroom as a living space. What was once a functional room has now become a place of stylish living and well-being. This is not only true of the bathroom, but of the kitchen too as the cult of cuisine is ever growing.

As a consequence, the demands made on design and function have also changed radically. As one of the leading innovators in the sanitaryware sector, we are proud of our active involvement in this trend.

The bathroom and kitchen are being revolutionised by the smart operating technology behind the Select button. And thanks to our award winning Rainmaker Select, we have again set new aesthetic and quality standards for the shower.

Discover on the following pages how outstanding design together with innovative technology and quality can convert water into an exceptional experience in your own home.

Happy reading!

Yours, Richard Grohe



Enjoy the interactive experience of the Hansgrohe products in your home or on your iPad – with the Hansgrohe Showroom app.

www.hansgrohe-int.com/showroom-app

We work hard to exceed your expectations in everything we do.

Quality - made by Hansgrohe.



We are dedicated to developing products that exceed your expectations, continually innovating to enhance your water experience. Reliable products that will last for a long time, with excellent design and exceptional user comfort. To that end, we are devoted to tinkering, testing and manufacturing to the highest standards, here at our head office in Germany's Black Forest and also at our other sites all over the world.




TRADITION.

Hansgrohe fascinates people all over the world. Timeless design for long-lasting reliability and sustainability, our products bear testimony to over a hundred years of experience. This creates trust and gives you day after day the confidence that you have made the right choice.

DEVELOPMENT.

Our engineers devote all their energies to transforming a normal shower into a showering experience. As a result, we are constantly developing new spray types and handling methods that make your daily routine with water as individual and convenient as possible.



TEST CENTER.

Your satisfaction is our highest priority. Products that function perfectly are essential. In countless series of tests, we ensure that our mixers and showers are absolutely suitable for everyday use. If you wish, you could also help us and become a passionate product tester.



PRODUCTION.

The Hansgrohe name testifies to Hansgrohe quality. So you can be sure of this, all our locations all over the world work to Hansgrohe's exceptional quality standards.



PRODUCT CLASSIC.

Thanks to outstanding design, a high level of functionality, and meticulous production, you can enjoy years of water experience with our products.



DESIGN.

So that you can take pleasure in the form and function of our products every day, we have been working with world renowned designers for many years. We are delighted that our aesthetic ambitions are not only appreciated by our customers, but are also winning awards from international design juries. Most recently the 2015 iF Gold Award for the Rainmaker Select 460 3jet Showerpipe.

The most beautiful way to organise your daily routine.

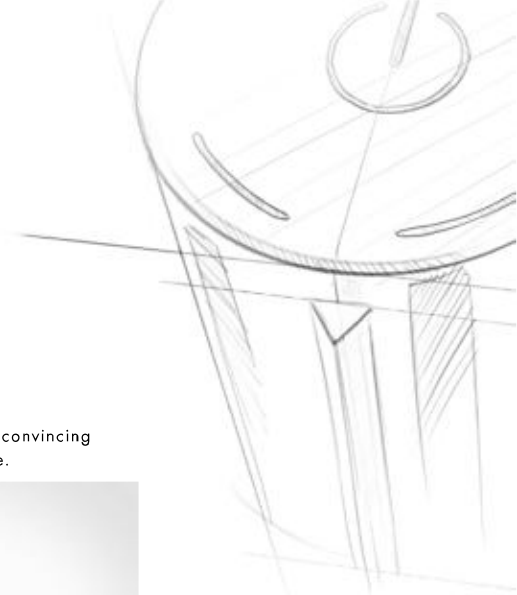
Design – made by Hansgrohe.



To us, design is not a matter of taste, but an attitude. In cooperation with the multiple award winning team from Phoenix Design, we are constantly working on outstanding creations. In doing so, we give top priority to finding the most intelligent solution. After all, design and function must go hand in hand if we are to create products that fascinate with extraordinary quality and at the same time redefine aesthetic standards. The 2015 iF company rankings even list Hansgrohe as the best manufacturer in the sanitaryware industry, at eleventh place among all manufacturers and sectors.



The cooperation with Phoenix Design gives rise to products that are setting new standards in both visual appeal and functionality. From the initial sketches to the finished product, our love for detail plays a crucial role.



From 2009 to 2011, the PuraVida mixer never failed to impress the discerning jury.



The Talis Select S 100 is a convincing product over the whole line.



The Raindance Select E 120 hand shower delighted at the touch of a button in 2013.

Awards rained on the Raindance Rainfall 240 Air 3jet between 2007 and 2009.



The glossy chrome Rainmaker Select 460 3jet Showerpipe even won the Gold iF Award in 2015.



At the 2014 Focus Open, the Metris Select 320 kitchen mixer was the first to win a Silver Medal for the kitchen.

A button that makes your life easier.

Select technology – invented by Hansgrohe.



In our search for innovative solutions, there is one question we keep asking ourselves: How can we make everyday life more comfortable for you? In the bathroom and in the kitchen, the key is ease of use. Inspired by buttons that made the world easier with a simple click, we developed a button that was as simple as it was ingenious. In 2009, we launched the first hand shower with a purely mechanical selector button. Since then, the Select button has been promoting intuitive use in the bathroom and kitchen. In the shower, spray types and shower heads can be changed at the push of a button, while the flow of water can be switched on and off at bathroom and kitchen mixers effortlessly.



The Select button enhances comfort and ease of use for daily routines in the bathroom and kitchen.

2011

Raindance Select hand and overhead showers were the first Hansgrohe products with Select technology.



2012



2013



2013



2014



In the kitchen, the Select button keeps the work flow moving.

2015



Our Select mixers and showers are prime examples of how products can make life easier with practical and lasting effects and become firmly anchored in everyday culture.

Experience the world of comfort.

References – examples of Hansgrohe's excellence.



All over the world, developers and investors work hand in hand with architects and planners on sophisticated projects. They are constantly in need of intelligent and aesthetically appealing solutions for handling the essential element water. The mixers and showers from the Black Forest lend top addresses that define design and comfort: in impressive hotels and public buildings, in private residences and royal palaces, in exclusive sports clubs, and in cruise ships and luxury yachts. You will find lots of other references on our website. www.hansgrohe-int.com/references



Hotel Saint Regis, Rome:
Raindance® E 420 Air Showerpipe, Raindance®
Classic 300 overhead shower, Raindance® E 120
Air hand shower.



Château Bethlehem, Maastricht:
Metris® S, Talis® S, Metropol® S, PuraVida® basin mixer,
Raindance® Rainmaker® overhead shower, Ecostat S
thermostat, Croma® 100 Showerpipe.



Bella Sky Hotel, Copenhagen:
Croma® 160 overhead shower,
Croma® Vario 100 hand shower.



Royal Spa Hotel, Kitzbühel:
Raindance® overhead shower, Croma® 100 hand shower.



Celebrity Equinox cruise ship:
Talis® S single lever basin mixer.



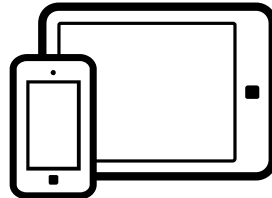
Alice Lane Towers, South Africa:
Metris® S Electronic basin mixer.



Hyatt Capital Gate Hotel, Abu Dhabi:
Raindance® S 240 Air overhead shower.

Experience our products easily online.

Hansgrohe mobile - the interactive Hansgrohe pages.



With such a wide range of Hansgrohe products, you will be able to experience water just as you wish to. There are lots of online applications that you can use to obtain as much information as you need. Bringing the Hansgrohe innovations to you wherever you are.



You can experience interactively and learn more details about many Hansgrohe products on your iPad or smartphone.

Hansgrohe Showroom App.

The Hansgrohe Showroom app lets you experience our showers, mixers, etc., interactively. For instance, with the spectacular photo function. With just a touch, you can bring any product you wish directly into your own home. The selected product is then centred in the actual camera image. Now shoot a picture from the right perspective – and your dream product has become a virtual installation in your home. Then, if you like what you see, you can then use the integrated search to find your nearest retailer.

Interactive features:

- Photo function to visualise what the product will look like when it is in your bathroom
- Videos on technologies and spray types
- List of your favourite Hansgrohe products
- Find your nearest showroom



<http://itunes.com/app/hansgrohe-showroom>



Hansgrohe@home App.

As your bathroom can't come to Hansgrohe, Hansgrohe can simply come to you: the Hansgrohe@home app is the easiest way for anyone who would like to see what their chosen mixer or shower solution would look like in their own home. Just take a photo of your current bathroom situation, use your finger to highlight the existing mixer or shower and replace it with your favourite Hansgrohe product. You will see the results on-screen. The integrated retailer search will instantly show you where your nearest showroom is. The app for iPhone, iPad and android smartphones is available on the Hansgrohe website or directly from iTunes or Google Play.



www.hansgrohe-int.com/home-app


<http://itunes.com/app/hansgrohehome>

<http://play.google.com/store/apps/details?id=de.hansgrohe.HansgroheAtHome>

World Wide Water.

Find out all the latest news on water and Hansgrohe at
www.facebook.com/hansgrohe
www.twitter.com/hansgrohe_pr
www.youtube.com/hansgrohe





Showering in a new dimension.

Rainmaker[®] Select[™].



A real masterstroke, from design to material.

Rainmaker® Select owes its appeal primarily to its breath-taking design and the materials it uses.

In recent years, the trend for lifestyle bathrooms has become more prevalent. As a result, the demands made on this room have changed accordingly. From a functional wet room to a place of aesthetic appeal, relaxation and well-being. Inspired by this realisation, we got together with Phoenix Design to develop a totally new water experience of the highest quality – Rainmaker Select. The reduced and linear design of Rainmaker

Select is instantly appealing. This clear-cut design language is also reflected in the choice of materials. The generous glass spray face and its slender chrome frame give Rainmaker Select a gleaming and exclusive aesthetic appeal. On the one hand, its white-backed glass and polished metal surfaces emphasise the naturalness of the bathroom, but at the same time, they make a visual reference to the surrounding elements,




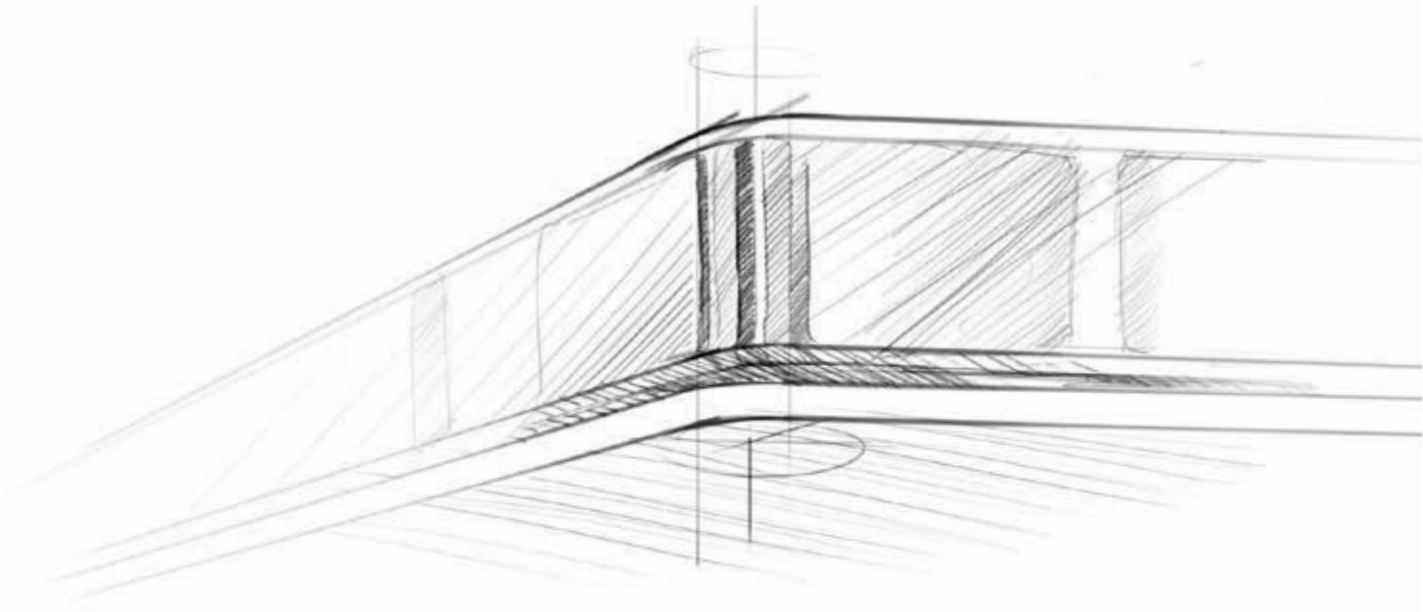
such as ceramics, tiles or mirrors. It is the exceptional workmanship, not just the overall impression, that makes Rainmaker Select so appealing. For example, each of the more than 200 holes in the glass plate of the overhead shower is cut with a precision laser – a highly complex manufacturing process. But true greatness can only ever be achieved through a passion for detail.



The Design.

The innovative room and product concept was created in collaboration with Phoenix Design.





The material.

The manufacturing process of the glass spray face combines original material with the latest laser technology.

The product.

Carefully tested and assembled by hand, Rainmaker Select complies with the highest quality standards.





Ambience 1: The shower is the focus.

Rainmaker® Select Showerpipe – the ideal surface-mounted solution.

No other room in the house has changed as much in recent years as the bathroom – what was once a functional wet room has now become a place of aesthetic appeal, relaxation and well-being. The bathroom has not necessarily got bigger, but there is an

increased demand for extraordinary design – both architecturally and in terms of products. The shower area is taking up more and more space, and developing into the focal point of the bathroom. The size of the Rainmaker Select Showerpipe alone means it can more than fulfil its role.

On the one hand, its gleaming glass and chrome surfaces make it a commanding element of the room and on the other, ensure that the shower fits harmoniously into the overall look of glass walls, mirrors and ceramics.

Ambience 2: The innovative solution for the shower.

Rainmaker® Select surface-concealed installation.

Today the bathroom is no longer just a place for personal hygiene; it has become a room for living and a space for new ideas. Materials such as wood and fabric now radiate warmth and ambience here, seating areas invite you to relax and recharge your batteries. So why not also

take a different approach to designing the shower? Here, the ShowerTablet Select 700, with its generous storage shelf, is fitted directly to the water connections coming from the wall, whereas the connection to the single-spray overhead shower is hidden behind the wall.

The perfect combination of exposed and concealed installation (ConEx). A shower that is not only functional, but an exceptionally elegant focal point in the bathroom.





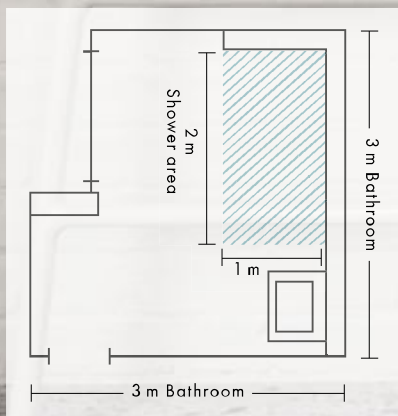
Ambience 3: Perfectly integrated design and technology.

Rainmaker® Select concealed solution.

The fusion of shower and interior space plays a crucial role in modern bathroom design. Whether through the flawless transition from dry zone to wet zone provided by a floor-level shower, the removal of the disruptive boundaries caused by glass partitions, or even the

seamless integration of the shower mixer itself. The Rainmaker Select concealed installation shows that even a large shower can fit into any bathroom in a way that is elegantly understated, yet at the same time luxurious. The modern technology disappears inside the wall,

while the white-backed glass surfaces on the overhead shower and thermostat harmonise easily and elegantly into wall and ceiling. Creating maximum showering pleasure in any bathroom. The shower becomes the focal point of the bathroom. Regardless of the actual size of the room.

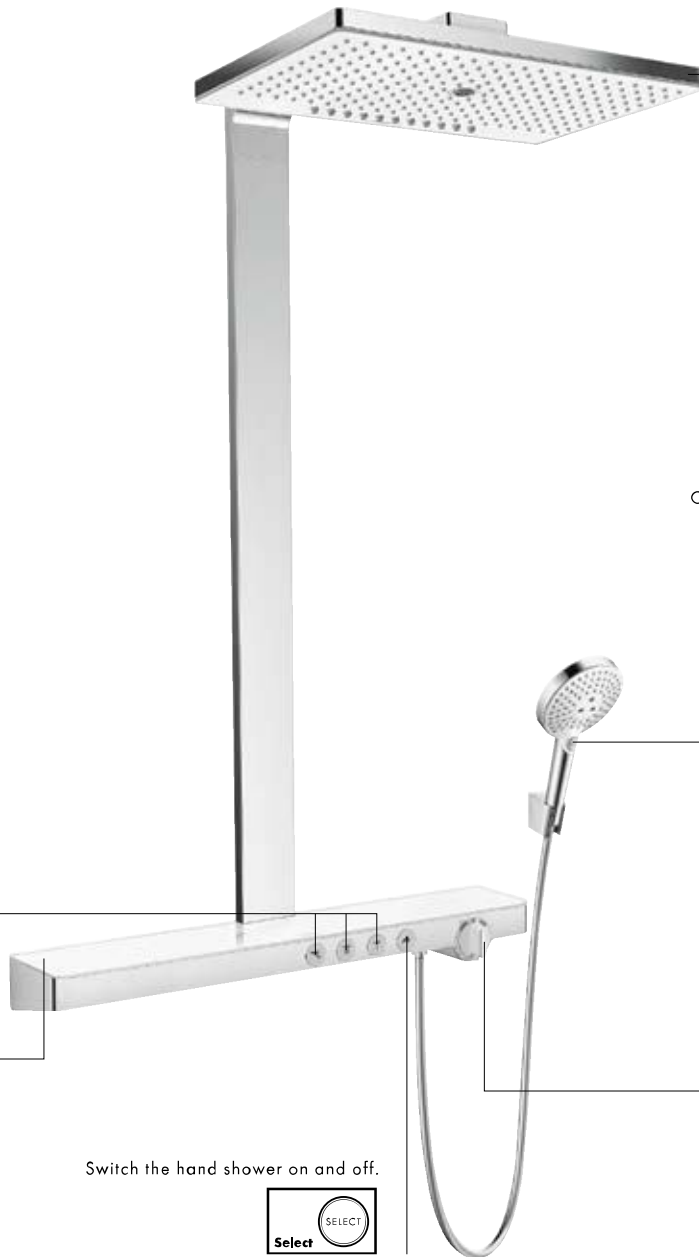




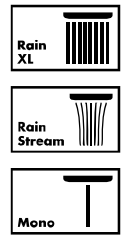
Rainmaker® Select™ Showerpipe – the ideal surface-mounted solution.




Simply scan the code to watch this product brought to life.



Overhead shower with three spray types.



Choose your spray type with ease.



Select the desired temperature.



Switch the spray types of the overhead shower on and off at the touch of a button.

A white-backed glass ledge with a chrome plated metal frame around it.

Switch the hand shower on and off.



Surface-mounted meets concealed – the innovative surface-concealed solution for the shower.




Simply scan the code to watch this product brought to life.



reddot award 2015 winner

Overhead shower with 1 spray type.




Choose your spray type with ease.



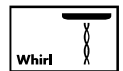
Switch the hand shower on and off.



The ShowerTablet is fitted directly to the water connections in the wall.



Switch overhead shower on/off.



Select the desired temperature.

Rainmaker® Select™ concealed solution – perfectly integrated design and technology.



Simply scan the code to watch this product brought to life.



Chrome plated metal frames provide clear lines.




Overhead shower with three spray types.



reddot award 2015 winner



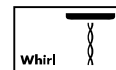
Switch the spray types of the overhead shower on and off at the touch of a button.




Switch the hand shower on and off.



Choose your spray type with ease.









**Set to nothing
but pleasure:**

The whole Hangrohe
showering pleasure.

As individual as you are: Our range of showers and sprays.

Choose your perfect shower configuration and the matching control from our variety of options.

Soft summer rain, a powerful waterfall or a revitalising shower spray? Whatever your idea of the perfect shower is, through our showering options you will be able to turn your dream into genuine shower pleasure. Design your individual shower – with the shower configuration that suits you.

Hand showers and shower sets.

The basic solution: Hand showers can be used in a great many ways, on their own or in combination with a shower set – the matching complement to mixers and thermostats.



Overhead shower.

For relaxing or rejuvenating – because every day deserves a different shower. Concealed installation, integrated into the wall.



Showerpipe and Showerpanel®.

Shower pleasure in perfection – including quick, easy installation on existing water connections. Perfect for renovations.



Surface-mounted shower control.

Fits best on existing connections. The easiest way to a new shower experience. Also ideal for renovations.



Shower control concealed.

The mixer body disappears inside the wall – for complete freedom of movement under the shower.



Shower control ConEx (the perfect mix of concealed and exposed installations).

For this installation type, the ShowerTablet is the first that can be freely combined with a single-spray overhead shower. At the same time, the connection runs invisibly inside the wall.



Our spray types.

Greater enjoyment with the many spray types for hand and overhead showers.



Simply scan the code and experience the spray types in the video.



Rain and Rain XL

The openings on the hand or overhead shower may be small, but their effect is all the greater: The Rain spray revitalises and refreshes with its pleasant power enveloping the body. It is therefore ideal, for example, for rinsing out shampoo quickly and thoroughly.



RainAir and RainAir XL

If you are looking for relaxation and you want your soul to be pampered by the water. The hand or overhead shower with the luxurious RainAir spray would be perfect for you. This spray provides air-enriched drops from a large, wide jet, to wash your cares away.



SoftRain

The gentle SoftRain water spray gently wraps itself around the body. A treat for the skin – and for the soul, of course. Whether a daily shower or for relaxation, the SoftRain spray is always the right choice. Its strengths come into their own in a quick shower in the morning and in a long soak in the bath after a hard day.



IntenseRain

Rinsing out shampoo is easy with the strong IntenseRain water spray. Perfect for setting yourself up for the day. The IntenseRain spray not only rinses out shampoo, but it also washes morning tiredness down the drain – for a refreshing start to the day.



TurboRain

The all-purpose tool for quick results: The revitalising TurboRain spray lives up to its name. The pure power of the most powerful of all Rain sprays provides a refreshing shower experience. For those who like things to be quick and straightforward.



Mix

Gentle and dynamic at the same time. The mix spray combines the rich, soft RainAir spray with the strong, revitalising CaresseAir spray. Soft drops wrap themselves around the body, while a warm targeted water flow in the middle massages the skin. The perfect combination for daily showering pleasure.

The spray type may vary with the product type.




Whirl

The concentrated Whirl spray simply washes away the exertions of the day. Whether hand or overhead shower: Three single sprays revolve around each other for an intense massage effect that dissolves tension.



CaresseAir

Five strong single sprays combine in a revitalising, strong massage spray for pleasant relaxation. Just the thing after exercise or a hard day at work – good as new in minutes.



Massage

A concentrated spray that simply washes the day's stress away. The targeted spray easily relaxes tense areas. The innovative circular arrangement of the sprays turns the shower into a mobile wellness treatment for the home bathroom.



Mono

A targeted, soothing relaxation spray from the centre of the shower. The lightness of the Mono spray helps you to unwind, making it the perfect spray for relaxing.



RainFlow

An overhead shower with the clear, beautifully shaped RainFlow cascading spray brings the waterfall experience to the bathroom. This lets you enjoy water in its natural form, as a cascade from above on the neck and shoulders. This can be directed specifically to these parts of the body and tension quickly disappears. This is a trend especially in the wellness bathroom.



RainStream

The new RainStream of single sparkling jets is a crowning achievement of the Hansgrohe spray developers. These special overhead shower sprays do not constrict, but remain unvaryingly revitalising and intense right down to the floor. The result: a new, revitalising shower experience, irrespective of the users height.

The spray type may vary with the product type.



Our hand showers: Innovation at your fingertips.



The little button that provides a tremendous amount of pleasure.

The new Select technology on the hand shower now makes showering even better. Instead of the tedium of twisting and adjusting the spray face, all you have to do to change between the three spray types is touch a button. Our hand showers also look really good. They are available in round or square designs, in pure chrome or chrome with a white spray face - to delight the eye as well as being inviting to the touch. What's more even the environment can be happy: thanks to the intelligent flow limiter, the EcoSmart version reduces water consumption by up to 60%.

Raindance® Select E 120 3jet Hand shower



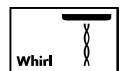
Gentle shower rain to enjoy with air-enriched drops from large jets.



Strong shower rain from small jets - perfect for rinsing shampoo out of the hair.



Concentrated massaging spray from rotating jets to relieve tension.




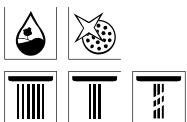



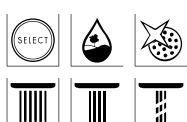

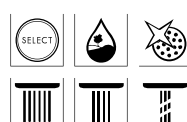

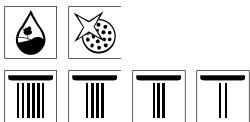

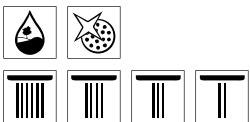

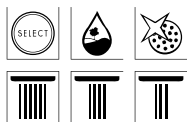

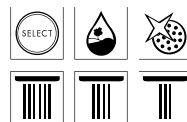



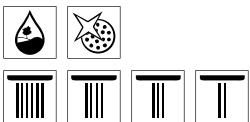




Switches over to a different spray type intuitively and in moments, and provides pleasure at the touch of a button.



Overview of hand showers.

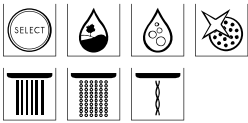
In this table we have listed for you a selection of top products from our hand shower lines. The entire range with many other great hand showers can be found on our website at: www.hansgrohe-int.com/handshowers

Detailed explanations of the logos can be found on the fold-out page in the cover.

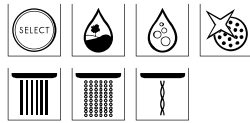
Design / Function / Material / Price	Crometta®		Croma®	
 <p>Crometta® 100 Multi</p> 	 <p>Croma® 100 Multi</p> 	 <p>Croma® Select E Multi</p> 	 <p>Croma® Select S Multi</p> 	
 <p>Crometta® 100 Vario</p> 	 <p>Croma® 100 Vario</p> 	 <p>Croma® Select E Vario</p> 	 <p>Croma® Select S Vario</p> 	
 <p>Crometta® 100 1jet</p> 	 <p>Croma® 100 Vario</p> 	 <p>Croma® Select E 1jet</p> 	 <p>Croma® Select S 1jet</p> 	
<p>Crometta®</p>	<p>Croma®</p>		<p>Croma®</p>	



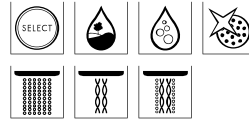
Raindance® Select E 120 3jet



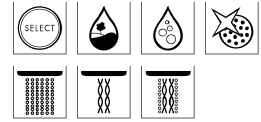
Raindance® Select S 120 3jet



Raindance® Select E 150 3jet



Raindance® Select S 150 3jet





 PRODUCT DESIGN AWARDS 2011


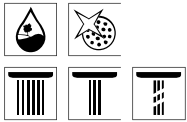

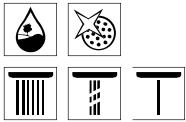

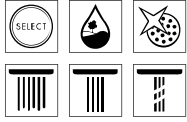

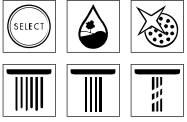

 Focus Open Silver 2012

Design / Function / Material / Price

Overview of shower sets.

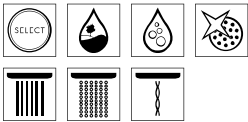
In this table we have listed for you a selection of top products from our shower set lines. The entire range with many other great shower sets can be found on our website at: www.hansgrohe-int.com/showersets

Detailed explanations of the logos can be found on the fold-out page in the cover.

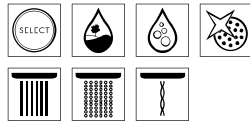
Design / Function / Material / Price		
 <p>Crometta® 100 Multi Set</p>  <p>Crometta®</p>	 <p>Croma® 100 Multi/ Unica® 'C Set</p>  <p>Croma®</p>	 <p>Croma® Select E Multi Set</p>   <p>Croma® Select S Multi Set</p>  <p>Croma®</p>



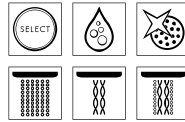
**Raindance® Select E 120/
Unica® 'S Puro Set**



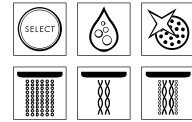
**Raindance® Select S 120/
Unica® 'S Puro Set**



**Raindance® Select E 150/
Unica® 'S Puro Set**



**Raindance® Select S 150/
Unica® 'S Puro Set**



Design / Function / Material / Price



Our overhead showers: The loveliest rain in the world.



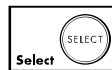
Experience the ultimate in shower pleasure at the touch of a button.

Now it's also possible to select the spray type on the Hansgrohe overhead showers at the touch of a button. Rain and RainAir offer relaxation - as full sprays over the entire spray face. The RainStream spray showers with twelve lavish rainsprays, wide and sparkling, to

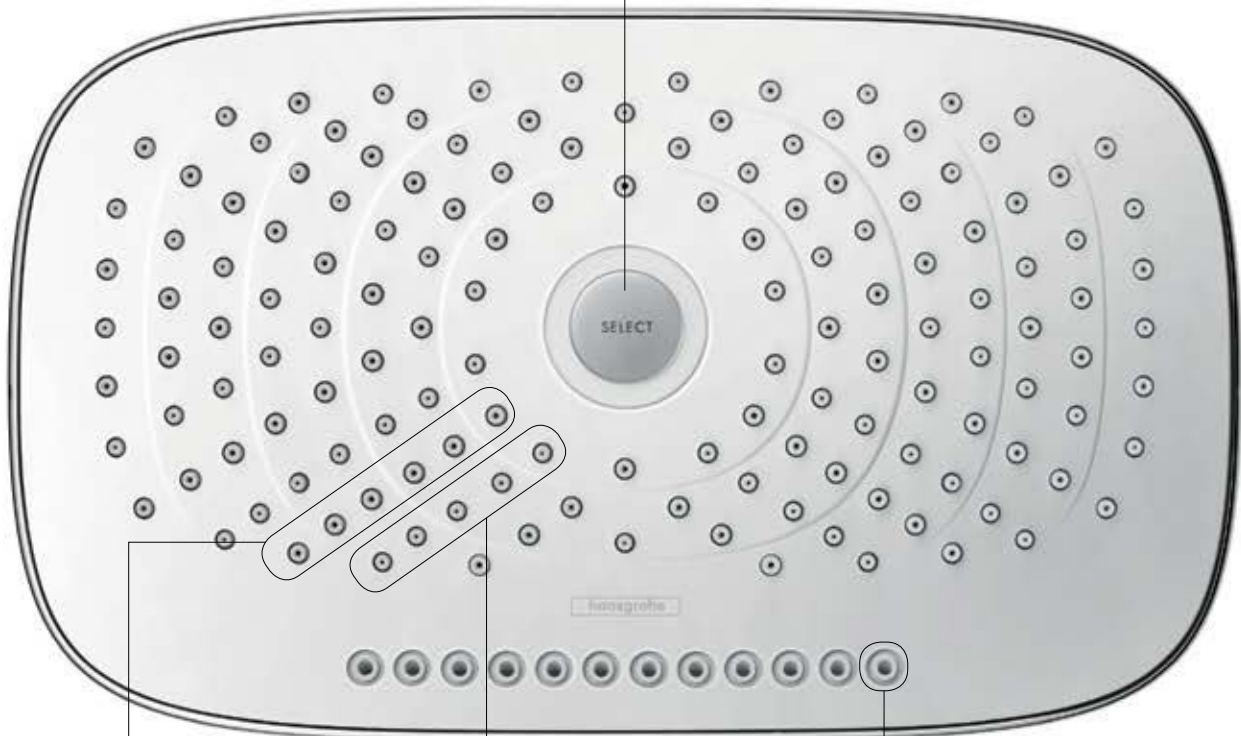
wash your cares away. The appearance of these overhead showers is just as varied as the showering experience. They are available in the classic round shape or as a contemporary rectangular form; in pure chrome or chrome with a white spray face. They have also been given

an elegant, subtle chrome edging, a higher, fashionable rim and an attractive wave structure. The spray face is easy to detach for cleaning, which helps extend the lifetime and keeps it looking as good as new.

Raindance® Select E 300 3jet Overhead shower



Switches over to a different spray type intuitively and in moments, and provides pleasure at the touch of a button.



Gentle shower rain to enjoy with air-enriched drops from large jets.



Strong shower rain from small jets - perfect for rinsing shampoo out of the hair.

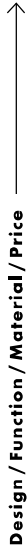

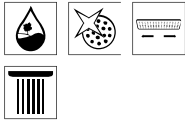





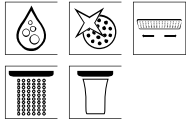

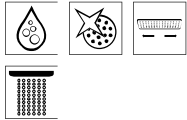


Lavish flow from 12 wide jets - for effective relaxation.

Overview of overhead showers.


In this table we have listed for you a selection of top products from our overhead shower lines. The entire range with many other great overhead showers can be found on our website at: www.hansgrohe-int.com/overheadshowers

Detailed explanations of the logos can be found on the fold-out page in the cover.


<p>Design / Function / Material / Price</p> 	 <p>Crometta® 160 1jet</p> 	 <p>Croma® Select E 180 2jet</p> 	 <p>Croma® Select S 180 2jet</p> 	 <p>Raindance® E 420 Air 2jet</p> 	 <p>Raindance® Royale S 350 Air 1jet</p> 
Crometta®	Croma®		Raindance®		



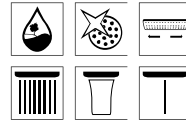
Raindance® Select E
300 3jet





Raindance® Select S
300 2jet



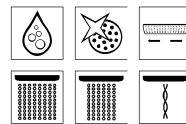
Rainmaker® Select
580 3jet



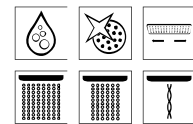
Rainmaker® Select
460 3jet



Raindance® Rainmaker®
Air 3jet



Raindance® Rainmaker®
Air 3jet



Design / Function / Material / Price



Our Showerpipes: for the highest standards without compromise.



Experience your shower anew at the touch of a button.

Everything about the Showerpipes is simply lovely – and lovely and simple. The new Select buttons on the hand shower, the overhead shower and the thermostat make it even easier to select the shower and spray type. Elegantly integrated in

the ShowerTablet, all it takes is a little click for you to be immersed in an entirely new shower experience. Enjoy perfect forms and perfectly matched components in all the Hansgrohe Showerpipes. The Showerpipes are quickly and easily fitted to

the water connections on the wall – the perfect solution if you are renovating. This also applies to the Showerpanels they offer maximum shower pleasure thanks to the overhead, hand and side showers that have all been pre-installed in the panel.



Simply scan the code to watch this product brought to life.

Raindance® Select E 300 3jet ST Showerpipe



Choose your spray type with ease.



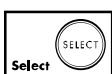
Choose your spray type with ease.



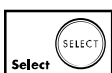
Switch on/off.



Switch overhead shower on and off.



Switch the hand shower on and off.



Switch RainStream spray on and off on the overhead shower.


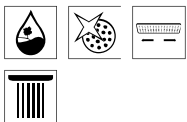

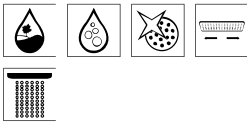






Select the desired temperature.

Overview of Showerpipes.

In this table we have listed for you a selection of top products from our Showerpipe lines. The entire range with many other great Showerpipes can be found on our website at: www.hansgrohe-int.com/showerpipes

Detailed explanations of the logos can be found on the fold-out page in the cover.

<p>Design / Function / Material / Price</p>  <p>Crometta® 160 1jet</p> 	 <p>Croma® 220 Air 1jet</p> 	 <p>Croma® Select E 180 2jet</p> 	 <p>Croma® Select S 180 2jet</p> 
Crometta®	Croma®		




Raindance® Select S
300 2jet



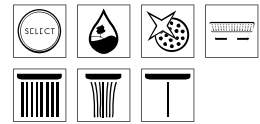
Raindance® Select E
360 1jet




Raindance® Select E
300 3jet ST



Rainmaker® Select
460 3jet



Design / Function / Material / Price



Our shower control for surface-mounted installation: for pure shower pleasure.



Now even more quintessential thanks to the Select button.

The Select technology now makes it even easier to choose your favourite spray type on the thermostat. The hand shower switches on and off at the touch of a button. Furthermore, the thermostat holds

the shower temperature constantly at your chosen setting, preventing unwanted hot or cold surges. The ShowerTablet Select 300 makes everything easy right from the beginning. All working parts are outside

the wall and fit directly onto the existing water connections - so it's perfect when renovating.

ShowerTablet® Select 300 Shower thermostat




Focus Open 2013
Silver

Glass storage shelf.



Also available in white-chrome.



Select the desired temperature.

Insulated body - keeps the mixer housing at a pleasant temperature and prevents scalds.

Switch the hand shower on and off.



Intuitive.

The Select button is entirely intuitive and easy to operate from the front. You just switch the water on and off.



Practical.

There is plenty of room on the glass surface for toiletries, which eliminates the need for an additional shower shelf.



Pinpoint precision.

The desired temperature can be set precisely on the large, user-friendly turning control that is located on the front of the thermostat.

Overview of surface-mounted shower controls.

In this table we have listed for you a selection of top products from our surface-mounted thermostat lines. The entire range with many other great surface-mounted thermostats can be found on our website at:

www.hansgrohe-int.com/showercontrol

Detailed explanations of the logos can be found on the fold-out page in the cover.

Design / Function / Material / Price



Ecostat Universal
Shower



Ecostat Universal
Bath



Ecostat Comfort
Shower



Ecostat Comfort
Bath



Ecostat Select
Shower



Ecostat Select
Bath





ShowerTablet® Select 700
Shower



ShowerTablet® Select 700
Bath



ShowerTablet® Select 300
Shower



ShowerTablet® Select 300
Bath



Design / Function / Material / Price



Our shower control for concealed installations: the new way to control pleasure.



For a shower experience that gets under your skin.

The ShowerSelect concealed controls completely redefine showering pleasure. The showers are easy to switch on and off using the flush integrated Select buttons. The buttons are easily understandable, and because they are made exclusively from mechanical

components, they are also extremely reliable and long-lasting. The technology for our concealed shower controls is in the wall. In the iBox universal, to be precise. Divided into two components, one in front of and one within the wall, they can be installed separately. This

gives you more time in the final choice of visible components – and more flexibility, should you ever want to change them. The flat installation provides even more freedom of movement in the shower.

ShowerSelect® with integrated hose connection and hand shower holder



reddot award 2014
winner



To switch the showers on and off. The elegant matt Select buttons contrast well with the chrome-coloured surfaces making them legible, and the large symbols guarantee easier use.

Switch overhead shower on and off.

Switch the hand shower on and off.

Easy to read temperature indicator.

Ergonomically controlled with the slender, cylindrical handle and pin.

Choose your desired temperature – the thermostat technology will keep it constant.

Hand shower and hose sold separately. This Porter is compatible with all Hansgrohe hand shower and hose options.



Our shower control options for concealed installation.

The right solution for every application.

Every person has their own expectations where showering experience is concerned. That is why you can choose how many functions your Hansgrohe shower should have. From the single-spray shower to the complete set with several spray types for hand and overhead shower, every application finds a matching option of concealed shower control.

What is a thermostat?

The desired water temperature is preset at a handle and then kept constant by the thermostat valve. Hot or cold shocks resulting from fluctuating water temperatures are a thing of the past.

What is a mixer?

Mixers are especially suitable for pipes with a stable water pressure. Here too, the water temperature remains constant and so offers the maximum showering pleasure.




Shower control for 1 function.

Simplicity at its loveliest: These finish sets let you switch a function on and off, i.e. a hand or overhead shower. On ShowerSelect products this is easy to do at the touch of a button, while on the Ecostat and the single lever mixers this choice is made by turning a handle or lever. You control the water temperature using the large handle.



Shower control for 2 functions.

Twice the pleasure. With these finish sets, you can switch on and off 2 functions at the touch of a button (ShowerSelect), handle (Ecostat) or pull lever (single-lever mixer), i.e. one hand and one overhead shower. The water temperature is set using the large handle.



One for everything.

With the iBox universal, the mixer technology is concealed in the wall. It looks good, and provides more freedom in the shower and more flexibility. As it is compatible with the majority of Hansgrohe concealed thermostat and mixer solutions, the iBox can be installed before you choose your finish set.



Shower control for 3 functions.

For individual pleasure: ShowerSelect lets you operate no fewer than 3 functions. In other words, you can switch on and off the hand shower at the button or between the two spray types for the overhead shower. On the iControl and all other sets, the choices are made manually using a handle. You use the large handle on the thermostat to precisely control the water temperature.























Shower control for 4 functions.

Unlimited shower pleasure: ShowerSelect lets you operate 4 functions. You can switch on and off the hand shower at the button or between the three spray types for the overhead shower. The sets with iControl and all the other systems are controlled manually using handles. The large handle on the thermostat controls the water temperature.

Overview of concealed shower controls.

The entire range can be found on our website at: www.hansgrohe-int.com/showercontrol

Detailed explanations of the logos can be found on the fold-out page in the cover.

 <p>ShowerSelect[®] Glass Thermostat</p> 	 <p>ShowerSelect[®] Glass Thermostat</p> 	 <p>ShowerSelect[®] Glass Thermostat</p> 	 <p>ShowerSelect[®] Glass Thermostat</p> 
 <p>ShowerSelect[®] Thermostat</p> 	 <p>ShowerSelect[®] S Thermostat</p> 	 <p>ShowerSelect[®] Thermostat</p> 	 <p>ShowerSelect[®] S Thermostat</p> 
 <p>EcoStat E Thermostat</p>	 <p>EcoStat S Thermostat</p>	 <p>Metris[®] Single lever mixer</p>	 <p>Metris[®] Single lever mixer</p>
<p>Shower control for 1 function</p>		<p>Shower control for 2 functions</p>	

Design / Function / Material



ShowerSelect® Glass Valve



ShowerSelect® Glass Thermostat



ShowerSelect® Glass Valve



ShowerSelect® Glass Thermostat



ShowerSelect® Glass Valve



ShowerSelect® Glass Thermostat



ShowerSelect® Glass Valve



ShowerSelect® Glass Thermostat



ShowerSelect® Valve



ShowerSelect® Thermostat



ShowerSelect® S Valve



ShowerSelect® S Thermostat



ShowerSelect® Valve



ShowerSelect® Thermostat



ShowerSelect® S Valve



ShowerSelect® S Thermostat



iControl® E Valve



EcoStat E Thermostat



iControl® S Valve



EcoStat S Thermostat



iControl® E Valve



EcoStat E Thermostat



Shut-off valve E



iControl® S Valve



EcoStat S Thermostat



Shut-off valve S

Design / Function / Material

Shower control for 3 functions

Shower control for 4 functions



Water at its most perfect:

Basin mixers.



Our three style worlds.

Turning your dream bathroom into reality.

The bathroom has long since progressed from being a purely functional room into a feel-good area. More and more people are creating multi functional rooms where design and comfort are as important as high-tech functionality. The feel-good culture adds its bit to this trend:

the bathroom has also long been about relaxation and withdrawing from the world. A room where you spend time to escape from the stress of daily life. Our mixers reflect this development in the balance between perfect function and beautiful design. To help guide you to

find your perfect, individual bathroom, we have created three different style worlds for our products. You will find plenty of ideas for your dream bathroom and personal taste here. Let us inspire you.

Avantgarde.



Give the room a special kind of sensuousness with the playful details of the emotional design language.

Modern.



This style is setting standards in form and function. The result is a calm room that is notable for its clean lines and sensuous shapes.

Classic.



A design language that equates to classic beauty and radiates a warm, harmonious atmosphere.



Avantgarde Style world.

Award-winning design in white and chrome.

The bathroom is not about tomorrow's trends, but about your own trend. So, if you prefer individuality, you will love the mixers from our Avantgarde style world.

www.hansgrohe-int.com/avantgarde





Avantgarde Style world.

PuraVida®.

The rounded lines and organic forms of the PuraVida mixers radiate a creative self confidence. The white and chrome surfaces blend together seamlessly in the DualFinish process. PuraVida mixers are available in various heights - for the individual space that we call ComfortZone.



PuraVida® 240



PuraVida® 200



PuraVida® 110



PuraVida® 100





Modern Style world.

Contemporary. Harmonious. Functional.

Modern bathrooms need modern solutions. Here, an excellent, contemporary design language plays an essential role. Equally essential is a functionality that has been worked out to the last detail.

www.hansgrohe-int.com/modern





Modern Style world.

Talis® Select S and Talis® S.

Talis® Select S

The prominent Select button lets you use the Talis Select S with the greatest of ease. You turn the water flow on and off at the touch of a button. Turn the button to set your chosen temperature. Together with the spout merging harmoniously into the lean, conical body of the mixer, the Select button lends this a unique aesthetic clarity.



reddot award 2015
winner
DESIGN PLUS
awarded by ISH

Talis® Select S 190



reddot award 2015
winner
DESIGN PLUS
awarded by ISH

Talis® Select S 100



reddot award 2015
winner
DESIGN PLUS
awarded by ISH

Talis® Select S 80



Talis® S

With its slender lever and upright, conical body, the Talis S is a mixer that combines the functionality of a classic single lever mixer with modern design language.



reddot award 2015
winner

Talis® S 190



reddot award 2015
winner

Talis® S 100



reddot award 2015
winner

Talis® S 80



Talis® S 250



Talis® S 210



Talis® S 140



Talis® S



Modern Style world.

Talis® Select E and Talis® E.

Talis® Select E

In addition to its ease of use thanks to Select technology, the Talis Select E also presents generous surface areas and precision contours giving every bathroom a modern character. The water flow is quite simply controlled at the touch of a button, and the button turned to control the water temperature.



Talis® Select E 240



Talis® Select E 110



Talis® E

Clear contours, a slender, upright body, and a lever matched perfectly to the spout lend the Talis E its modern high quality look.



Talis® E 240



Talis® E 110



Talis® E 80



Talis® E 150



Talis® E

Modern Style world.

Metris[®], Talis[®], Focus[®] and Logis[®].

Metris[®]

The Metris mixers stand for excellent comfort at the basin. Large, openly rounded areas create a feeling of luxury, whereas precision edges give the mixer its character.



Metris[®] 260



Metris[®] 230



Metris[®] 200



Metris[®] 110



Metris[®] 100

Talis[®]

The Talis mixers radiate both visual and functional clarity. This can be put down to the basic cylindrical shape and the ease of use at the slender pin handle.



Talis[®] 250



Talis[®] 210



Talis[®] 150



Talis[®] 80



Focus[®]

With their lean, cylindrical body and flat handle, the Focus mixers introduce elegance and quality to your daily routines in the bathroom.



Focus[®] 240



Focus[®] 190



Focus[®] 100



Focus[®] 70



Logis[®]

Finely curved surfaces, soft edges, clear lines, and a prominent handle lend the Logis a soft, yet precise exterior that can be combined harmoniously with many basins.



Logis[®] 210



Logis[®] 190



Logis[®] 100



Logis[®] 70



Logis[®]



Classic Style world.

Tradition and function at their loveliest.

Some things manage to translate the classic understanding of beauty into the here and now. This kind of design combines traditional values such as elegance, warmth and harmony with modern elements. Balanced shapes emphasise a lasting awareness of what is good.

www.hansgrohe-int.com/classic







Classic Style world.

Metris® Classic, Talis® Classic and Logis® Classic.

Metris® Classic

The high, slender form of the Metris Classic, its discreetly rounded design, and its brilliant surfaces represent luxury and comfort.



Metris® Classic 250



Metris® Classic 100

Talis® Classic

With its rounded spout, its pin handle, and its lean, high basic set, the Talis Classic is a classical beauty in the bathroom.



Talis® Classic 230



Talis® Classic
Natural 90



Talis® Classic 80

Logis® Classic

The Logis Classic with two handles presents a classic design of uncompromising conviction, but without sacrificing comfort.



Logis® Classic

Overview of bathroom mixers.

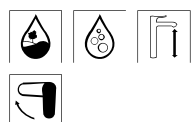
In this table we have listed for you a selection of top products from our bathroom mixer lines. The entire range with many other great bathroom mixers can be found on our website at: www.hansgrohe-int.com/bathroommixer

Detailed explanations of the logos can be found on the fold-out page in the cover.

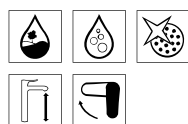
Design / Function / Material / Price



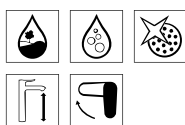
Logis[®] 100



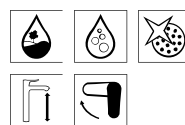
Focus[®] 100



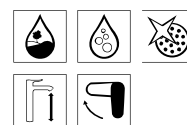
Talis[®] 80



Talis[®] E 110



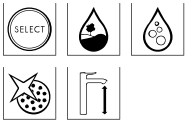
Talis[®] S 100



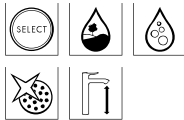
Modern



Talis® Select E 110



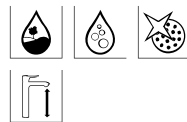
Talis® Select S 100



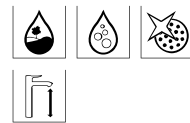
Metris® Classic 110



Talis® Classic 80



Metris® Classic 100



PuraVida® 110



Design / Function / Material / Price

Modern

Classic

Avantgarde

Metris® mixer range.

No matter the product line you choose, at Hansgrohe you will find the right products for your bathroom. The Metris range shown here gives you an overview of examples from our wide range of standard mixers - from the basin to the shower to the bath. The entire range of all our product lines can be found on our website at:

www.hansgrohe-int.com/bathroommixer

Detailed explanations of the logos can be found on the fold-out page in the cover.

Metris® Basin and bidet



Metris® 260
Single lever basin mixer



Metris® 230
Single lever basin mixer
with 120° swivel spout



Metris® 200
Single lever basin mixer



Metris® 110
Single lever basin mixer



Metris® 100
Single lever basin mixer



Metris® 100
Pillar tap for small wash basin



Metris®
Single lever basin mixer
for wall installation



Metris® 100
3-hole basin mixer




Metris®
Single lever bidet mixer

Metris® Bath



Metris®
4-hole bath mixer
for rim-mounted installation



Metris®
3-hole rim-mounted mixer



Metris®
Single lever bath mixer
exposed



Metris®
Single lever bath mixer
concealed



Metris®
Single lever bath mixer
concealed



Metris®
Bath filler
exposed



Metris® Shower



Metris®
Single lever shower mixer
exposed



Metris®
Single lever shower mixer
concealed



Metris®
Single lever shower mixer
concealed



Metris®
Shower thermostat for 2 functions

Metris® S Basin



Metris® S
Single lever basin mixer



Metris® S
Single lever basin mixer
with 120° swivel spout



Metris® S
Single lever basin mixer



Metris® S
Single lever basin mixer



Accessories.

In order to perfect the overall aesthetics in the bathroom, we also offer accessories for each of our style worlds. From the soap dispenser to the towel holder, you can also set artistic highlights outside of the shower, here at the basin.

Avantgarde

www.hansgrohe-int.com/avantgarde-accessories



PuraVida®
Liquid soap dispenser



PuraVida®
Toothbrush tumbler



PuraVida®
Soap dish



PuraVida®
Towel hook



PuraVida®
Roll holder



PuraVida®
Spare roll holder



PuraVida®
WC brush with ceramic holder



PuraVida®
Towel holder, twin-handle



PuraVida®
Grab rail, 300 mm



PuraVida®
Bath towel rail, 600 mm

Modern

www.hansgrohe-int.com/modern-accessoires



Logis®
Liquid soap dispenser
Glass



Logis®
Toothbrush tumbler
Glass



Logis®
Soap dish
Glass



Logis®
Towel hook



Logis®
Roll holder




Logis®
Roll holder
without cover



Logis®
Spare roll holder



Logis®
Toilet brush
Glass



Logis®
Towel holder, twin-handle



Logis®
Grab rail, 300 mm



Logis®
Bath towel rail, 600 mm

Classic

www.hansgrohe-int.com/classic-accessoires



Logis® Classic
Liquid soap dispenser
Ceramic



Logis® Classic
Toothbrush tumbler
Ceramic



Logis® Classic
Soap dish
Ceramic



Logis® Classic
Towel hook



Logis® Classic
Roll holder



Logis® Classic
Roll holder
without cover



Logis® Classic
Spare roll holder



Logis® Classic
WC brush with
ceramic holder



Logis® Classic
Towel holder, twin-handle



Logis® Classic
Grab rail, 300 mm



Logis® Classic
Bath towel rail, 600 mm

**Our recipe for success
for more fun in the
kitchen: Select™.**

Kitchen mixers.



A touch ahead in the kitchen.

The new Metris® Select 320 mixer with pull-out spout and Select technology.



Life in the kitchen, and at the sink in particular, is determined by our everyday tasks. The more smoothly they flow, the more we enjoy our daily routine. With the new Metris Select, you can increase your efficiency quite simply at the touch

of a button. The ergonomically designed pull-out function provides even more freedom of movement, while the water flow can be switched on and off with absolute precision using the Select button on the spout. So once you have opened

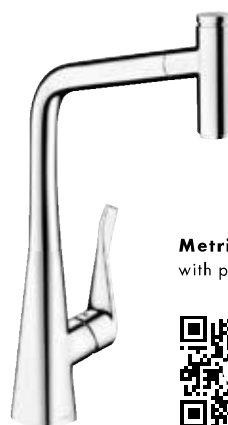
the mixer using the lever, you can easily combine any number of tasks – with only one hand. This saves water and energy, and turns any kitchen task into kitchen pleasure at the touch of a button.



The height of the mixer, its swivel function, and the practical pull-out spout with ergonomic handle offer the greatest possible freedom at the sink.



The mixer is opened using the lever, and the desired temperature selected. The water flow can then be switched on and off quickly with absolute precision using the Select button on the spout.



Metris® Select 320
with pull-out spout



Any number of tasks can be combined harmoniously without needing to close the spout by the lever. At the same time, the water is only provided when it is actually needed. Meaning that not a drop of precious water is wasted.

Even filling a large pot or saucepan is effortless, and can be done with only one hand. Simply touch the Select button - and you have water.

So that everything runs in the kitchen at the touch of a button.



Metris® Select with swivel function and Select technology.

Working in the kitchen can be great fun. For instance, treating yourself to a lovely meal after a long day at work, or getting together with friends to cook. The Metris Select kitchen mixer enhances this fun factor with the Select button on

the front. Unlike the mixer with pull-out spout, it can be activated "in passing", and turns the water on and off without interrupting the work flow unnecessarily. The Select button can also be operated by the back of a hand or an elbow, so the

mixer stays nice and clean, even if you have dirty hands. It's also much easier to turn the water off between various tasks, so you avoid wasting water and energy.



To start, the mixer only needs to be opened once at the lever. Now the flow of water can be switched on and off at the Select button on the front.



This is especially practical when your fingers are dirty or you have your hands full.



Metris® Select 320
with swivel spout



Focus Open 2014
Silver



The mixer can be operated with ease at the push of a button, with the front of the hand, the back of a hand, or an arm.



















The mixer then always stays clean.

Overview of kitchen mixers.

In this table we have listed for you a selection of top products from our kitchen mixer lines. The entire range with many other great kitchen mixers can be found on our website at: www.hansgrohe-int.com/kitchenmixer

Detailed explanations of the logos can be found on the fold-out page in the cover.

Design / Function / Material / Price		
	 <p>Logis[®] 260 with swivel spout 110°/150°/360°</p>  	 <p>Focus[®] 280 with swivel spout 110°/150°/360°</p> 
	 <p>Logis[®] 160 with swivel spout 360°</p>   	 <p>Focus[®] 240 with pull-out spray, 2 spray modes, Swivel spout 150°</p>  
	 <p>Focus[®] 160 with swivel spout 360°</p>   	
	Logis[®]	Focus[®]



Talis® S 200
with pull-out spray, 2 spray modes,
Swivel spout 110°/150°



Talis® Select S 300
with pull-out spray,
Swivel spout 150°



Talis® S 260
with swivel spout
110°/150°/360°



Talis® Select S 300
with swivel spout
110°/150°/360°



Metris® 320
with pull-out spray, 2 spray modes,
Swivel spout 110°/150°



Metris® Select 320
with pull-out spout,
Swivel spout 150°



Metris® 320
with swivel spout
110°/150°/360°



Metris® Select 320
with swivel spout
110°/150°/360°



Design / Function / Material / Price

Our ideas for your comfort.

The Hansgrohe technologies.





hansgrohe

40°C

Select™ technology.

Pleasure at the touch of a button.



In the shower, the Select button changes to a different spray type or shower in moments at a simple touch. When fitted on bathroom and kitchen mixers, it also switches the flow of water on and off when pressed.

Select in the shower.

Hand and overhead showers.

A simple click of the Select button on the hand or overhead shower changes the spray type.



Thermostats.

Thanks to integrated Select technology, the flow of water at the thermostat can now be switched on and off precisely at the touch of a button. The Select buttons in their elegant settings can switch between the different shower heads and spray types.



Select on bathroom mixers.

The prominent Select button lets you use the mixers with the greatest of ease. You turn the water flow on and off at the touch of a button. If necessary, you can even control the mixer without your hands, simply by activating the button with your arm or elbow.



Select in the kitchen.

Mixer with pull-out function.

In addition to the pull-out spout, the Select technology also offers the maximum freedom of movement. To start, simply operate the lever to allow water to flow. Now the water can be switched on and off at the spout precisely and easily at the press of a thumb.



Mixer with swivel function.

Thanks to the Select button, the work flow in the kitchen now becomes even smoother. To start, simply operate the lever to allow water to flow. A simple push of a button at the front of the mixer spout is all it takes to stop and start the water flow. As easy as ABC with an elbow or the back of a hand – so the mixer stays clean.



ComfortZone technology. Bathroom.

To suit every requirement.



The Hansgrohe ComfortZone defines the individually useable area between the basin and mixer, to suit any requirement.



ComfortZone test.

Which mixer goes with which basin? How high or low does a mixer have to be to avoid irritating splashes? And how much freedom do you need between the mixer and basin for the optimal comfort? With its ComfortZone test, a specially developed test procedure simulating real conditions, Hansgrohe analysed the properties of over 9000 combinations of its mixers and the most frequently used basins from leading manufacturers. The tests investigated the free space between the mixer and the basin, the splashing behaviour at different water pressures, and the spray from the washing of hands. You will find the results and recommendations at: www.hansgrohe-int.com/comfortzone-test



Simply scan the code to watch the explanatory video.



Metris[®] 260

High level of flexibility: high spout for maximum freedom of movement.



Metris[®] 230

Very comfortable: Even large containers can be filled with ease.



Metris[®] 200

Simply practical: even a watering can poses no problems.



Metris[®] 110

Pleasant height: daily routines managed with ease.



Metris[®] 100

Compact and functional: the optimal solution for small basins.

ComfortZone technology. Kitchen.

More freedom of movement at the sink.



For the kitchen mixers, the ComfortZone unfolds in no fewer than three dimensions: in the height of the mixer, in the swivel function, and in the pull-out shower/spout.



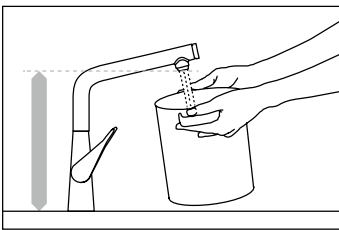
Simply scan the code to watch the explanatory video.



ComfortZone.

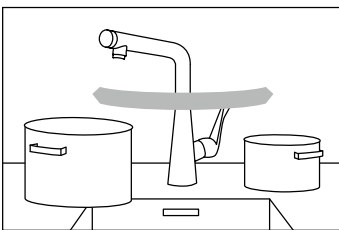
Height.

An ultra high spout offers plenty of space, and is ideal for filling large containers and pots.



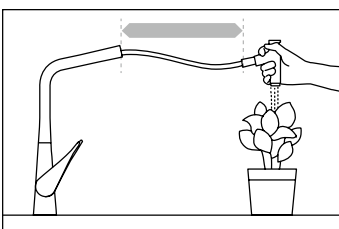
Swivel function.

The mixers offer you either a limited swivel range (110°/150°) or all-round freedom of movement (360°). Especially practical for work to the right and left of the mixer.



Pull-out spray/spout.

The pull-out spray or pull-out spout extends the range at the sink. An advantage, for example, in watering plants, or effortlessly cleaning down the sink.



EcoSmart technology.

Lots of fun with low water consumption.



Integrated invisibly in the product, the EcoSmart technology reduces the flow of water, thereby saving water and energy. For the sustainable use of water.

Shower.

Back in 1987 – long before saving water became such a major concern – Hansgrohe developed a hand shower, the Mistral Eco that used only half the amount of water and saved precious energy. Today, EcoSmart showers consume only nine or six litres per minute, and save up to 60% water and energy.




Basin mixers.

EcoSmart can also save a lot of water for everyday routines in the bathroom. Thanks to this technology, we were able to reduce the consumption of our basin mixers to only five litres a minute as standard.



QuickClean technology.

The fast solution for more cleanliness.



The practical QuickClean technology lets you quite simply rub away limescale effortlessly with your finger.

Shower.

All our showers have flexible silicone jets. Any deposits are quickly removed simply by rubbing a finger over them. Well looked-after limescale-free products not only look much nicer, they work better and last longer.



Bathroom and kitchen mixers.

The aerators in our bathroom and kitchen mixers have been fitted with flexible silicone slats, making it even easier to clean them. Simply rub gently any limescale with your finger, and it is gone. Your mixers then stay looking lovely for longer – and work for longer.



More technologies.

Innovative ideas for long lasting pleasure.



The AirPower technology mixes large quantities of air in the water. For a soft, splash-free water spray and rich, full shower drops.

AirPower.

Shower.

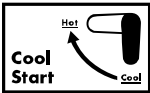
Generous amounts of air are drawn in through the spray face. This quite literally stirs up the in-flowing water. The resulting air-enriched drops are fuller, lighter and softer. This not only feels good, but it also means that you are making the most efficient and splash-free use of your precious water.



Bathroom and kitchen mixers.

Your AirPower mixer combines the flowing water with air. The water spray therefore splashes less and is very pleasant to use.

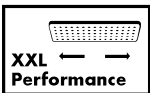




CoolStart.

Bathroom and kitchen mixers.

CoolStart is the latest step on the way to maximum sustainability: as the mixer is turned on, only cold water flows. You do not consume hot water or the energy required for it until you actively turn it to the left. You will find this function as an option on our basin mixers and kitchen mixers.



XXL Performance.

Shower.

By intelligently distributing the water over a large area, the whole body is enveloped in a feel-good shower rain. For fabulous water pleasure.



MagFit magnetic holder.

Kitchen mixers.

Thanks to the MagFit function, the hose slides back almost silently, and slots back into place in the middle of the mixer spout.



Technologies

Details on page 92 onwards.



Simply scan the code to see the technology in action.



One touch regulates the waterflow: The shower or spray type can be switched on and off or changed with ease.



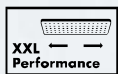
Reduces the flow rate to save water and energy. For long-lasting pleasure.



Combines water with a generous amount of air. For a soft, splash-free water spray and rich, full shower drops.



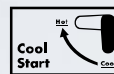
Remove limescale deposits simply by rubbing the flexible silicone jets.



Distributes the water over the large spray face enveloping the whole body in drops of well-being.



Defines the individually useable area between the basin and mixer, to suit any requirement.



Cold water starts to flow when it is opened in the basic setting. You consume hot water only when you need it.

Spray modes

Details on page 32 onwards.



Simply scan the code to see the spray types for yourself.



Gentle shower rain with air-enriched drops.



Soft relaxing shower rain.



Full shower rain, ideal for washing hair.



Tremendous showering pleasure over a larger area.



A soft water spray that caresses the body for that feel-good sensation.



Intense water spray, perfect for rinsing out shampoo.



Dynamic, revitalising massage spray.



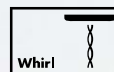
A strong massage spray that invigorates and soothes aching muscles.



Intensive shower rain that refreshes and rejuvenates.



A harmonious combination of soft shower rain and a dynamic spray.



Concentrated targeted massage spray.



Targeted, soothing relaxation spray.



Powerful flood jet for generous coverage.



Generous flow of soft sprays.



Please note that this catalogue only contains a selection of our products. You will find our complete range on our website. **Find out more about the world of Hansgrohe at www.hansgrohe-int.com**



Experience products interactively with the Hansgrohe Showroom app

Enjoy the interactive experience of the Hansgrohe products in your home or on your iPad - with the Hansgrohe Showroom app.

www.hansgrohe-int.com/showroom-app



Simulation with the Hansgrohe@home app

Discover virtually by iPhone, iPad or android smartphone just how perfect the Hansgrohe mixers and showers will look on your basin or in your shower at home at **www.hansgrohe-int.com/home-app**



Experiencing and buying Hansgrohe products

For competent bathroom planning, please contact one of our bathroom specialist retail and trade partners. Find your nearest one using our showroom search at **www.hansgrohe-int.com/shopfinder**



This catalogue has been produced with the greatest possible care for the environment. You can also do your bit for the environment by passing this catalogue on to others when you have finished with it, or else recycling it.

Headquarters - Hansgrohe SE · P.O. Box 1145 · D-77757 Schiltach · Tel. +49 7836 51-0
Fax +49 7836 51-1300 · info@hansgrohe.com · www.hansgrohe-int.com

Australia - Hansgrohe Pty Ltd · Level 1 · 123 Camberwell Rd · East Hawthorn · Victoria 3123
Tel. +61 3 9811 9971 · info@hansgrohe.com.au · www.hansgrohe.com.au

Argentina - Hansgrohe S.A. · Av. del Libertador 14.323 · Martínez · B1640APB · Buenos Aires
Tel. +54 11 4733 2400 · Fax +54 11 4733 2499 · info@hansgrohe.com.ar · www.hansgrohe.com.ar

Estonia - Hansgrohe Eesti esindaja Andrus Asavi · Maealuse 2/1 · 12618 Tallinn
Tel. +372 53 32 92 55 · Fax +372 56 00 00 55 · info@hansgrohe.ee · www.hansgrohe.ee

Latvia - Hansgrohe Latvijas pārstāvniecība · SIA Aqua Studio · Raiņa iela 14 · LV-3913 Iecava
Tel. +371 29 22 90 29 · Fax +371 63 94 22 51 · info@hansgrohe.lv · www.hansgrohe.lv

Lithuania - Santoza · Ulonų g. 5 · LT-08240 Vilnius · Tel. +370 5 2043291
Fax +370 5 2043293 · info@hansgrohe.lt · www.hansgrohe.lt

Mexico - Hansgrohe · Col. Lomas de Santa Fe · 01210 México, D.F. · Tel. +52 55 5261-4191
Fax +52 55 5261-4199 · info@hansgrohe.com.mx · www.hansgrohe.com.mx

Panama - Hansgrohe SE Regional Office · Obarrio Calle 58
PH Office One · No. 803 · Panama · Republic of Panama
Tel. +507 263 1343 · Fax +507 263-1341

Singapore - Hansgrohe Pte. Ltd. · 69 Mohamed Sultan Road · Singapore 239015
Tel. +65 6884 5060 · Fax +65 6884 5070 · info@hansgrohe.com.sg · www.hansgrohe.com.sg

